

PROUD PAST
'85
35
SEASONS
'20
PROUD FUTURE

MEDIA GUIDE

2019-2020 SEASON

TABLE OF CONTENTS

Media Information....3
In Memoriam....4
Staff Directory....5
Vivek Ranadivé....7
Ownership....8
Executives....9-12
Luke Walton....13
Coaching Staff....14-17
Basketball Operations....18-23
Medical Team....24-25
Managment Team....26-28

PLAYERS
Trevor Ariza....31
Marvin Bagley III....36
Nemanja Bjelica....42
Bogdan Bogdanovic....44
Dewayne Dedmon....46
Yogi Ferrell....49
De'Aaron Fox....51
Wenyen Gabriel....53
Harry Giles III....55
Kyle Guy....57
Buddy Hield....59
Richaun Holmes....62
Justin James....65
Cory Joseph....67
Tyler Lydon....71
Caleb Swanigan....73
Erik Mika....75
Training Camp Invitees....77
Pre-Season Roster....80

2018-19 SEASON REVIEW
Kings Final Statistics....82
Game-by-Game Results....83
Kings Game-By-Game Stats....84
Kings Season Bests....86
Kings Miscellaneous Stats....87
Kings/Opp. Highs & Lows....91
Individual Leaders....96
Rookie Individual Leaders....98
NBA Team Rankings....99
NBA Team Statistics....100
NBA Attendance....105
NBA Highs & Lows....106
NBA Award Winners....107
2019 NBA Playoffs....109
2019 NBA Playoffs Leaders....110
2019 NBA Playoffs Team Stats....111

2018-19 RECORDS
Sac-Era Records....113
Franchise Records....114
Sundry Records....126
Franchise Career Leaders....127
Sac-Era Career Leaders....129
Top Single-Game Performances....131
Season-Best Performances....135
Stats Year-by-Year....137
Ranking Within League....138
Franchise Won-Lost Records....139
Record Month-by-Month....140
Sac-Era W-L Streaks....141
Coaching Records....142
Home Attendance History....143
Home/Road Records....144
Season Openers....145
Sac-Era Rookie Records....145
Franchise Overtime Records....146
Nationally Televised Games....148

FRANCHISE HISTORY
History of Ownership....151
Nickname and Logo Transition....152
Yearly Reviews - Rochester....153
Yearly Reviews - Cincinnati....162
Yearly Reviews - Kansas City - Omaha....177
Yearly Reviews - Sacramento....190
Yearly Transactions....258
Kings Retired Jerseys....281
First Game in Sac Era Box Score....283
All-Star Weekend....284
Kings Honors....286
First-Round Draft Choices....288
History of Kings Draft....289

ALL-TIME ROSTER
All-Time Numerical Roster....293

PLAYOFFS
Franchise Playoff History....296
Records....300
Statistics....303
1951 NBA Title....304

OPPONENTS
Opponents....305
NBA Division Alignment....364
NBA Key Dates....364
NBA Directory....365
G-League Directory....366
G-League 2018-19 Season....368
G-League 2018-19 Leaders....369

COMMUNITY IMPACT
Community Impact....371
Oscar Robertson Triple-Double Award....373

MISCELLANEOUS
Preseason History....375
Golden 1 Center....376
Downtown Commons....377
Seating Chart....378

MEDIA
Kings Broadcasting....380

2019-20 SACRAMENTO KINGS MEDIA GUIDE
The 2019-2020 Sacramento Kings Media Guide was written, edited, and produced by Rahsaan Gethers and Michael Martinez. Editorial assistance provided by Michael Martinez, Alexander Sigua and Emily Mann. Photography by Rocky Widner, NBA Photos, Steve Yeater. Cover by Will Tullos. Statistical assistance provided by Chris Thorn of the Elias Sports Bureau. Graphics assistance provided by Taras Garcia. Special thanks to the late Joe Cronin; the Les Harrison Estate; Fred Tedeschi; John Perin of Cincinnati, Ohio.

© 2019 Sacramento Kings

MEDIA INFORMATION

All NBA and team insignia depicted in this publication are the property of NBA Properties, Inc. and the respective teams of the NBA and may not be reproduced for commercial purposes without the prior written consent of NBA Properties, Inc.

The information contained in this publication was compiled by the Sacramento KIngs and is provided as a courtesy to our fans and the press and may be used only for personal or editorial purposes. Any commercial use of this information is prohibited without the prior written consent of the Kings.

TO THE MEDIA: Welcome to the 35th season of Kings basketball in Sacramento and to Golden 1 Center. The Kings media relations department will do everything possible to assist in your coverage of the club during the 2019-20 NBA season. If we can ever be of assistance, please do not hesitate to contact us. In an effort to continue to provide a professional working environment, we have established the following media guidelines.

CREDENTIALS: Single-game press credentials can be reserved by accredited media members via e-mail (credentials@kings.com) until 48 hours prior to the requested game (no exceptions). Media members covering the Kings on a regular basis will be issued season credentials, but are still required to reserve seating for all games via email at credentials@kings.com to the media relations office by the above mentioned deadline. Credentials will allow working media members entry into Golden 1 Center, while also providing reserved press seating, and access to both team locker rooms and the media press room. In all cases, credentials are non-transferable and any unauthorized use will subject the bearer to ejection from Golden 1 Center and forfeiture of the credential. **All single-game credentials may be picked-up two hours in advance of tip-off at the media check-in table, located near 7th and David J. Stern Walk at the Media entrance of Golden 1 Center.**

PRESS ROOM: The Kings press room is located on the Northeast side of Golden 1 Center on the event level and will be opened three hours prior to game time. Admittance/space is limited to working media members with credentials only. The press room will remain open throughout the game and until the last working media member has finished his/her game night duties. **The professional intent of the press room is to provide a meeting and working place for writers, reporters, broadcasters, and game personnel. Family members and guests will not be admitted in the press room. Any abuse of the press room and/or press privileges will result in forfeiture of your pass.** Television monitors, internet service, and work space will be provided in the press room.

LOCKER ROOMS: The Kings locker room is located on the South side of the Arena on the event level. The visitor's locker room is located on the North side of the Arena on the event level. In accordance with NBA policy, both locker rooms will be open for 30 minutes, ending 45 minutes before the game (i.e. 5:45 - 6:15 p.m. for a 7:00 game). Additionally, the locker room will be open 15 minutes after the game for access to players. Only those individuals with prominently displayed credentials will gain admittance into the locker rooms. Your cooperation and courtesy is asked in maintaining a proper working atmosphere for postgame interviews.

INTERVIEWS: As stated above, pregame interviews are allowed until 45 minutes prior to game time. Postgame interviews are conducted as follows: The Kings Head Coach (in the press conference room) and visiting team coach (near opposing locker room) will address media members approximately 10 minutes after the game, while the players will be made available in their respective locker rooms. Your cooperation and professional courtesy is asked in maintaining a proper working atmosphere for postgame interviews.

TELEVISION/RADIO: Television broadcast positions are located directly behind the scorers' table at the bottom of section 107.

Radio broadcast positions are located at the top of the lower level in section 106. The Kings' media relations department will arrange statisticians for all radio and television broadcasters. If statisticians are needed, please contact the media relations department at least 72 hours prior to game time. Once arrangements are made for statisticians, the individual must be paid whether or not they are used. The media relations department will also arrange pregame, halftime, and postgame interviews according to NBA guidelines. Please make arrangements for those interviews as early as possible.

MEDIA SEATING: Reserved media seating has been designated on the scorers' table and in sections 104, 105 and 106. All seats are reserved and marked with place cards for each individual media member. Seating charts are posted at the media check-in desk and in the press room. Individuals are asked to sit in their pre-assigned seats. Electrical outlets are placed on press row for your convenience. Statistics and out of town scores will be distributed throughout the game.

PHOTOGRAPHERS: Limited designated spaces are available on each baseline for both still photographers and television camera persons. All other credentialed photographers can shoot from our secondary position in section 107. All photographers who have a designated photo lane on the court are required to sign out a photo vest upon arrival from the media relations work room in the press room. Photographers without a photo lane and vest will not be allowed on the arena floor past 30 mins prior to tipoff.

MEDIA PARKING: Season media credentialed are asked to park in the Media Lot at the East Garage located on 7th and J Street. Single game credentialed media are asked to park at the West Garage on L Street between 3rd and 4th.

SERVICES: A pregame media meal with beverages will be served in the press room. Game notes will be available in the press room before the start of the game. In addition, play-by-play sheets, halftime-quarter boxscores, and postgame quotes and notes will be available in the press room following the game. Box scores and play-by-play sheets will be delivered in a prompt manner to press row at the end of each quarter. If there is anything else that we can do to assist your coverage of the Kings this NBA season, please do not hesitate to ask.

Joelle Terry | Senior Vice President, Communications
Alexander Sigua | Director, Media Relations
Rahsaan Gethers | Media Relations Manager
Michael Martinez | Media Relations Coordinator

BACK TO TABLE OF CONTENTS



IN MEMORIAM

GORDON "SCOTTY" STIRLING

July 6, 1929 – November 11, 2015

NEW YORK, Nov. 11, 2015 – The NBA is saddened to announce the passing of Gordon "Scotty" Stirling, a former NBA vice president of operations and a longtime NBA team executive and scout. Stirling died today in Sacramento, Calif., at age 86. "Scotty was a highly regarded league executive who dedicated more than 35 years of his life to our game," said NBA Commissioner Adam Silver. "He exuded passion for basketball and worked tirelessly in front-office roles with the Golden State Warriors, New York Knicks, Sacramento Kings, and the ABA's Oakland Oaks. Scotty also set a high standard as the NBA's vice president of operations. With his vast knowledge and keen eye for talent, he earned the respect of his peers and colleagues. We extend our deepest sympathies to Scotty's wife, Pam, and the Stirling family." Stirling spent 27 years with the Kings from 1987-2013, including 24 seasons as scouting director. During his tenure, Sacramento drafted three-time NBA All-Star Peja Stojakovic, Hedo Turkoglu, the NBA's first Turkish-born player, and 2009-10 NBA Rookie of the Year Tyreke Evans. Before joining the Kings, Stirling was the Knicks' general manager from 1986-87. He accepted the position with New York after serving as the NBA's vice president of basketball operations for three seasons and as the assistant to the Warriors' president from 1976-82. Stirling was also general manager of the 1968-69 ABA champion Oaks. Stirling transitioned to the NBA after a stint as general manager of professional football's Oakland Raiders, a team he had covered for the Oakland Tribune, and with whom he won the 1967 AFL title. His career in media also included a pioneering tenure as a sports-talk radio host in the Bay Area, and he is widely credited with helping to develop the concept of fantasy football. A U.S. Army veteran, Stirling earned a B.S. from the University of San Francisco and an M.A. in Sports Management from Adelphi University. In 2012, he was inducted into the El Cerrito High School Hall of Fame for his contributions to Bay Area sports. Stirling is survived by his wife, Pam; three sons, Gordon, Donald, a member of the Utah Jazz organization, and Kevin; a sister, Helen Boak, and a brother, Archie Stirling; six grandchildren; and three greatgrandchildren. He was preceded in death by a brother, John T. Stirling.

500 David J. Stern Walk, Sacramento, CA 95814 | Telephone Number: Front Office (888)-91-KINGS

Chairman, CEO & Governor: Vivek Ranadivé
Chief Operating Officer: Matina Kolokotronis

Kings General Manager: Vlade Divac
President, Business Operations: John Rinehart

EVP, Business Operations **Tom Hunt**
Chief Technology Officer **Ryan Montoya**
SVP, Communications **Joelle Terry**
SVP and General Counsel **Jeff Dorso**
SVP, Finance **Mike Whitehead**
SVP, Human Resources **Stacy Wegzyn**
General Manager, Golden 1 Center **Alex Rodrigo**

BASKETBALL OPERATIONS
Assistant General Manager **Ken Catanella**
Assistant General Manager **Peja Stojakovic**
Special Advisor to the General Manager **Joe Dumars**
VP, Strategy and Analytics **Luke Bornn**
VP, Kings Academy and Professional Development **Galen Duncan**
Head Coach **Luke Walton**
Assistant Coaches **Igor Kokoskov, Jesse Mermuys, Bob Beyer**
Assistant Coach/Chief of Staff **Roy Rana**
Assistant Coach/Player Development Coach
Bobby Jackson, Lindsey Harding, Stacey Augmon
Player Development Coach R**ico Hines**
Advance Scouts **Jonah Herscu & Wes Bohn**
Head Video Coordinator/Player Development Coach **Will Scott**
Kings Player Development Manager **Akachi Okugo**
Assistant Video Coordinator **Isaac Yacob**
VP, Health and Performance **Teena Murray**
Kings Head Athletic Trainer **Joe Resendez**
Assistant Athletic Trainer **Joel Noland**
Head Performance Coach **Craig Slaunwhite**
Assistant Performance Coach **Anthony Darmiento**
Physical Therapists T**ommy Brice & Aisling Toolan**
Performance Analyst **Jesse Green**
Director of Scouting **Greg Stratton**
Director, Amateur Scouting **Gene Cross**
Kings Pro Scout **Adam Filippi**
Regional Scout **Acie Law IV, Chris Alpert**
International Scout **Pedja Drobnjak, Zarko Paspalj**
Team Security Director **Shawn Rogers**
Assistant Director, Team Security **Mark Blea**
Kings Head Equipment Manager **Dwayne Wilson**
Kings Assistant Equipment Manager **Miguel Lopez**
Director, Team Travel and Logistics **Melanie Stocking**
Director, Basketball Administration **Mark Toyoda**
Basketball Facility Operations Manager **Analise Langford**
Manager, Basketball Administration **Robbie Lemons**
Sports Performance Chef **Brian Mizner**
Director, Media Relations **Alex Sigua**
Manager, Media Relations **Rahsaan Gethers**
Media Relations Coordinator **Michael Martinez**
Basketball Analysts **Chris Pickard, Colin Montague, Matthew van Bommel, Calvin Floyd**

EXECUTIVE ASSISTANTS
Executive Assistant to the COO **Lynne Banez**
Director, Executive Administration & Asst. to President **Mindy Herrera**
Executive Assistant to the Kings General Manager **Penny Chatzis**
Executive Assistant to the SVP & General Manager **Kimberly Bartolino**
Executive Assistant to the CTO & EVP, Business Operations **Karen Kennedy**
Executive Assistant to TS&S **Kiersten Leal**
Special Assistant to the Owner/CEO **Jennifer Quichocho**

ARENA SERVICES
VP, Arena Operations **Aran Rush**
Director, Security **Kevin Curran**
Manager, Arena Operation **Leo Rogers & Eric Thorpe**
Sr. Manager, Arena Operations **Dylan Evans**
Security Coordinator **Sharon Benitez**
Operations Administrator **Mellissa Cleveland**
Shipping & Receiving Manager **Tracy Spiker**
Shipping & Receiving Clerk **Michael Galvan**

ARENA PROGRAMMING
VP, Arena Programming **James Rasmussen**
Senior Event Managers **Catie Thompson**
Special Events & VIP Manager **Kate Devine**

EVENT SERVICES
Director, Guest Experience **Angela Walters**
Manager, Guest Services **Joby Ralston**
Assistant Manager, Guest Services **Antoinette Clay**
Guest Services Coordinator **LaPreia Juniel**
Lead Receptionist **Kimberly Kelley**
Guest Information Specialist **Lanaia Lewis**
Box Office Manager **Jozee Perrelli**
Assistant Box Office Manager **Christina Payton**
Box Office Coordinators **Brandon Bell & Keilani Chin**

SECURITY
VP, Security Operations **Timothy Lea**
Director, Security **Kevin Curran**
Security Coordinator **Sharon Benitez**

EVENT PRODUCTION
Director, Event Production **Cicely Nash**
Event Manager **Stephanie Gish**
Events Coordinator **Ashley Dowiak**

HUMAN RESOURCES
Senior Director, Human Resources **Nancy Mahoney**
Director, HR and Diversity & Inclusion **Kyle Ellington**
Human Resources Manager **Megan Graves**
Human Resources Assistant **Taylor Wolgamott**

FINANCE ADMINISTRATION
VP & Controller **Amee Lile-Schrock**
Sr. Director, Finance **Gerri Guzman**
Accounting Manager **Liz Kapor**
Associate Counsel **Meryl Balalis**
Staff Accountant **Paul Bindra**
Senior Financial Analyst **Zachary Tucker**
Reporting Manager **Andrew Mayo**
Senior Accountant **Chris Guinasso**
Payroll Manager **Alicia Givens**
Payroll Administrator **Teri Taylor**
Accounts Payable Manager **Courtney Estrada**
AP/AR Specialists **Iesha Herrera & Khristine Androy**

TICKET OPERATIONS
VP, Ticket Operations **Jeff Risley**
Director, Ticket Operations **Christina Vasquez**

STRATEGY, INNOVATION & TECHNOLOGY
VP, Technology Operations **Eric King**
Senior Director, Interactive & Fan Experience **Scott Monaco**
Director, Innovation & eSports **Ian Wheat**
Innovation & eSports Coordinator **Jake Freiermuth**
Network Infrastructure Administrator **Pat Nelson**
Director, Information Technology **Noel Domine**
Security Administrator, Tech Operations **Nathaniel Curtis**
Systems Administrator **Ryan Eckman**
Technology Support Analyst **Austin Howard**
Technology Support Specialists **Whitney Delgado**

BACK TO TABLE OF CONTENTS

STAFF DIRECTORY

COMMUNICATIONS
Director, Public Relations **Kari Ida**
Public Relations Coordinator **Emily Mann**

DIGITAL
VP, Digital & Content **Andrew Nicholson**
Director, Digital & Content **Jason Wise**
Senior Developer, Digital **AJ Singh**
Digital Managing Editor **Jordan Ramirez**
Manager, G1C Social Media **Sydney Zuelke**
Digital Managing Developer **Nikki Nicholson**
Social Coordinators **Kyle Ramos & Tracee Morgan**

MARKETING
Senior Director, Marketing **Ryan Spillers**
Director, Arena Marketing **Kim Allen**
Marketing Managers **Allison Stewart, Baylee O'Brien & Kelsey Kauffroath**
Marketing Coordinators **Cody Hufft & Kassie Moeller**
Arena Marketing Coordinator **Carson Augostatos**

CREATIVE
Senior Creative Director **Ryan Brijs**
Art Director **Will Tullos**
Visual Designer **Nichole Amberg**
Graphic Designer **Lauren Charles**
Jr. Graphic Designer **Josh Pierce**
Motion Graphic Designer/Photographer **Paige Dall**
Event Design Specialist **David Lee**

ENTERTAINMENT
Senior Director, Entertainment **Maurice Brazelton**
Director, Entertainment **Scott Freshour**
Stage Manager **Chimeng Tran**
Mascot **Todd Maroldo**

CONTENT & PRODUCTION
Radio Broadcast Manager/On-Air Talent **Dave Mason**
Manager, Video Content **Brad Marsh**
Video Producers **Davon Davis, Jake Soriano, Keven Nguyen & Mark Paragas**
Sr. Manager, Broadcast Operations/Technical Director **Jeff Anderson**
Kings TV Play by Play **Grant Napear**
Kings Radio Play by Play **Gary Gerould**
Kings TV Broadcaster **Kayte Hunter**
On Air Radio Talent **Jason Ross**
Pre and Post Game Radio Host **Henry Turner**
Kings TV Analysts **Doug Christie & Jerry Reynolds**
Public Address Announcer **Scott Moak**
Director, A/V and Broadcast **Brian Hilton**
VP, AV & Production **Brian Plumb**
Senior Manager, Audio **Dan Spackman**
Senior A/V Engineer **Paul Dhalle**
AV Engineer in Charge **Jay Carpenter**
Lighting Director **Nelson Meeks**
A/V Engineer **Gavin Wicke**
A/V Technician **Jaron Jones & Al Son**

BUSINESS INTELLIGENCE
Director, Business Intelligence **Tom Duncan**
Manager, Fan Analytics & CRM **Tyree White**
Business Intelligence Analyst **Colin Warner & Lauren Michael**
Marketing Automation Specialist **Roger Crnkovic**
CRM Specialist **Lovely Magday**

COMMUNITY IMPACT
VP, Experiences and Social Responsibility **Maritza Davis**
Director, Community Impact **Betty Low**
Senior Manager, Community Impact **Katie Nicholson**
Junior Kings Manager **Justin Williams**
Community Impact Coordinator **Lauren Lebov & Felipe Espino**

PARTNERSHIPS AND SUITE SALES & SERVICE
Senior Director, Corporate Sales **Mike Herrera**
Director, Partnership Marketing & Business Development...**Nicole Moore**
Corporate Partnership Sales Directors **Ashley Oakes**
David Mulhall & Melissa Vierling
Corporate Development Managers **David Barnick & Nathan Schlatter**
Partnership Marketing Specialists **Jordan Ferrick, Joshuah Blea. Tiffany Lam**
Director, Premium & Corporate Hospitality **Aaron Arak**
Senior Account Manager, Premium & Corporate Hospitality **Tony Baciocco**
Premium & Corporate Hospitality Account Managers **Jessica Miller**
Senior Partner Account Manager **Nicole Loscavio**
Partner Account Managers **Jonathan Labastida, Karen Luciano & Trevor Derrett, Zahra Giga**
Partner Account Coordinators **Leslie Olson**

TICKET SALES & SERVICES TEAM
VP, Ticket Sales and Services **Justin Petkus**
VP, Group, Premium Hospitality & Event Sales **Lisa Feigenbaum**
Senior Director, Ticket Sales & Premium Membership **Courtney Rice**
Director, Groups & Hospitality **Michael Ramos**
Director, Membership Services & Retention **Nicholas Cooper**
Senior Account & Membership Operations Manager **Michael Peyton**
Manager, Inside Sales **Matthew Johnson, Stephen Caselli**
Golden 1 Center Group Sales Manager **Jordyn Gosney**
Manager, Membership Sales **Andrew Garcia**
Special Event Sales Director **Karl Crudup**
Sales Enablement Administrator **Martina Cole**
Manager, Hospitality & Experiences **Corey Pomicpic**
Group Experience Coordinator **Alisa Butler**
Hospitality Experience Coordinator **Francisco Gallardo**
Senior Corporate Account Manager, Premium Sales **Taylor Wolfe**
Account Manager, Membership Sales **Divia Dutt, Jasper Hillier, Austin Bridgman, Hayden Bailey, Taylor Kokoska**
Senior Account Manager, Membership Services **Laura Lombardo**
Account Manager, Membership Services **Brianna Buzzell, Christie Mann, Jackson Meyer, Jessica Ravetti, Kendal Dentoni, Matt Thome, Patrick Bakes, Ryan Smith, William Ursery**
Senior Account Manager, Group Sales **Marcella Yanguas**
Account Manager, Group Sales & Hospitality **Adam Boyle, Brian Graves, Emmy Rodriguez, Jonathan Riseberg, Justin Danielewicz**
Account Manager, Premium Sales **Kayla Shearer, Mallory Nickles**
Account Executive, Group Sales & Hospitality **Kaitlyn Liptak**
Account Manager, Premium Membership Services **Chase Mueller, Marnie Marfil, Thaddeus Davis, Trevor Salyers**
Account Executive, Ticket Sales **Chase Webb, Jennifer Alander, Kaliq Carr, Anisha Chedi, Christian Gonzalez Estrada, Cody McElligott, Garren Justice, Katherine Allen, Larissa Lakin, Marquise Church, Matt Steiner, Olivia Wastchak, Rachel Hobbs, Rob Clifton III**

GAME NIGHT TEAM
Statistical Crew Supervisor/Official Scorer **Kim Tierney**
Statistical Crew **Alan Romeri, Andy Nevarez, Brian Berger, Bruce Hopkins, David Lambros, Del Enos, Dennis Trujillo, Gary Allen, James Betzler, James Parquette, Marco Ramirez, Patrick Tierney, Ryan Betzler, Sarah Baracco, Seth Bardacke, William Jetton**
Game Night Staff **Alrica Sheppard, Anna Sanders, Muhammad Fazel, Krysle Montemayor, Kristin Mashhour-Azad, Steve Ebbage**
Team Photographer **Rocky Widner**

KINGS OWNERSHIP



VIVEK RANADIVÉ
Chairman, CEO & Governor

Vivek Ranadivé is the Chairman, CEO and Governor of the Sacramento Kings. He is an entrepreneur, technology visionary, New York Times best-selling author and philanthropist recognized for his innovative thinking.

As a technology entrepreneur, he pioneered the use of real-time event processing software and created TIBCO, a multibillion-dollar software company. In addition to digitizing Wall Street, his software became the central nervous system for most of the world's largest companies and government agencies. He is known as "Mr. Real Time" which defines his belief that by getting the right information to the right place at the right time, you can make the world a better place.

Ranadivé is a longtime basketball fan, which started when he coached his daughter's middle school team. His coaching success was highlighted in a New Yorker magazine article by Malcolm Gladwell, as an example of innovators who win big by doing the unexpected and breaking the rules.

He started his foray into professional basketball when he became the Vice Chairman of the Golden State Warriors NBA franchise in 2010.

In 2013, he became the first Indian Governor of an NBA team when he purchased the Sacramento Kings, securing the team's future in California's capital city. Under Ranadivé's leadership, the Kings have invested $1 billion in the downtown area, creating thousands of jobs, revitalizing the region and building the next great American city.

At the heart of the investment is the award winning Golden 1 Center, the home of the Sacramento Kings. This 21st-century coliseum is the greenest and most technologically advanced arena in the world. Golden 1 Center is 100 percent solar powered and is the first sports venue in the world to earn LEED Platinum certification making it a model for innovative solutions to environmental challenges.

Ranadivé is the founder and managing general partner of venture capital firm Bow Capital, a partnership with the University of California with a mission to fund technology companies that advance society and make the world a better place.

As a young boy in his native Bombay, Ranadivé listened to the moon landing on the radio and was inspired at the age of 16 to leave India for Cambridge, Massachusetts. After earning both Bachelor's and Master's Degrees in Electrical Engineering from MIT, he earned an MBA at Harvard where he was a Baker Scholar.



BACK TO TABLE OF CONTENTS

OWNERSHIP



DR. PAUL E. JACOBS
Vice Chairman /
Alternate Governor

Dr. Paul E. Jacobs is Vice Chairman and Alternate Governor of the Sacramento Kings.

Dr. Jacobs founded XCOM in 2018 to #keepinventing and to invest with the world's most creative engineers and businesspeople.

As former chief executive officer and executive chairman of Qualcomm Incorporated, Dr. Jacobs spearheaded its efforts to develop and commercialize fundamental mobile technology breakthroughs that fueled the wireless internet and smartphone revolutions. During his tenure as CEO, Qualcomm's revenues quadrupled and its market capitalization doubled. Dr. Jacobs is a prolific inventor with over 80 U.S. patents granted or pending in the field of wireless technology and devices.

He served as a director of Qualcomm Incorporated from June 2005 to March 2018, including as chairman of the board of directors from March 2009 to March 2018, and as executive chairman from March 2014 to March 2018. He served as chief executive officer from July 2005 to March 2014, and as group president of Qualcomm Wireless & Internet from July 2001 to July 2005. In addition, he served as an executive vice president of Qualcomm Incorporated from February 2000 to June 2005.

Dr. Jacobs is a director of Dropbox, Inc., and FIRST, and Chairman of Heal, a private technology-enabled medical care company. He attended the University of California, Berkeley, where he earned a B.S. in electrical engineering and computer science, M.S. in electrical engineering, and Ph.D. in electrical engineering and computer science. He founded Berkeley's Jacobs Institute for Design Innovation and was the university's 2017 Alumnus of the Year. Dr. Jacobs is a member of the National Academy of Engineering and a Fellow of the American Academy of Arts and Sciences.



RAJ S. BHATHAL
Alternate Governor

Raj Bhathal is an Alternate Governor of the Sacramento Kings. In 2013, the Bhathal family invested in the Sacramento Kings Basketball Holdings LLC (SBH) and its affiliated entities, fulfilling a lifelong passion for the business of sports.

Bhathal is the founder of RAJ Swim, a firm that grew to become the industry's leading house of fashion and celebrated its 50th anniversary in 2017. RAJ designs, markets, and manufactures women's swimwear under a variety of owned, private label, and licensed fashion brands. The company has global operations and its headquarters in Orange County, California. Bhathal owned and operated the business with his wife, Marta, from its founding in 1967 until their retirement in 2006.

Additionally, Bhathal has been an active property developer since the 1970s with commercial and residential properties in Southern California, Arizona and Nevada.

Bhathal has had a lifelong passion for sports. In 1990, he was a founding owner of the World League of American Football (an international league formed by the NFL). Bhathal was awarded the first franchise, the Orlando Thunder, by the NFL.

The Bhathals are strong believers in giving back to the community, especially in the areas of education and the arts. Bhathal is a Trustee at Chapman University and the Chairman of its Athletic Committee. He is on the Advisory Board of the Orange County High School of the Arts. Previously, he served on the Board of Gerontology at the University of Southern California and was a founding member of the Orange County Performing Arts Center.

Bhathal emigrated from India to the United States in 1962 for university studies, earning his MBA from the University of Arizona.

Bhathal and his wife, Marta are golf enthusiasts and enjoy spending time with their family and friends, especially their grandchildren.



VIVEK RANADIVE & RAJ BHATHAL | 2015

EXECUTIVES



MATINA KOLOKOTRONIS, VIVEK RANADIVE, & JOHN RINEHART | 2017



MATINA KOLOKOTRONIS
Chief Operating Officer

Entering her 23rd season with the NBA, Matina Kolokotronis serves as the Chief Operating Officer (COO) of the Sacramento Kings. Bringing decades of experience in sports and government law, community affairs and contract negotiations, Kolokotronis' leadership has been integral to the development of the award winning Golden 1 Center as well as its adjacent, $500 million mixed-use development project, Downtown Commons. Golden 1 Center is recognized as the greenest and most technologically-advanced arena in the world and is the first professional sports venue in the world to achieve LEED Platinum certification. Together, Golden 1 Center and Downtown Commons represent a $1 billion investment in downtown Sacramento – a great source of pride for the community and driver of significant economic growth in the region.

Prior to her appointment as COO, Kolokotronis was the President of Business Operations. Kolokotronis is the only female in the NBA to hold the titles of both COO and President of Business Operations. Before being named President of Business Operations, Kolokotronis served as legal consultant for the Kings business and basketball operations teams, negotiating player and staff contracts. During that time, Kolokotronis was an Adjunct Professor of Law at McGeorge Law School, University of the Pacific where she taught Sports Law. Prior to that she served for six years as director of the Sacramento Kings Foundation, overseeing strategic development and fundraising activities. Before joining the Kings, Kolokotronis was an associate with Miller, Owen and Trost and practiced contract and sports law where her clients included the Kings and various NBA players.

Kolokotronis' leadership extends beyond the Kings organization and into the community where she is an advocate for numerous women's advancement groups and non-profits. She is a mentor at SheShares, a Sacramento-based organization dedicated to supporting young female professionals working and creating careers in California. Governor Gavin Newsom recently appointed Kolokotronis to the board of the California State Protocol Foundation.

Kolokotronis is a graduate of Loyola University Chicago and received her law degree from McGeorge Law School, University of the Pacific. She and her husband, Sotiris, are long-time Sacramento residents, and their three children – Constantine, Marisa and Nicholas – proudly wear purple.



JOHN RINEHART
President, Business Operations

John Rinehart enters his 20th season with the Sacramento Kings, third as President of Business Operations.

Rinehart oversees the operations of Fast Company's "most innovative company in sports," including the state-of-the-art, award winning Golden 1 Center as it enters its third season, the organization's real estate business holdings, entertainment portfolio and revenue development strategy.

Through a $1 billion strategic investment to build Golden 1 Center and Downtown Commons (DOCO), the Kings have profoundly impacted the region's economy, reenergized downtown and created a culture and lifestyle district that has placed Sacramento in the national spotlight.

Previously, he served as Executive Vice President, Business Operations and Chief Financial Officer where his duties included contract negotiation, player contract compliance and analysis (NBA Tax and Escrow system), financial analysis, financial reporting, budgeting, financing administration, arena programming and services, legal affairs, insurance and tax requirements.

In his time with the Kings, Rinehart has negotiated several key agreements, including the structure of the public/private partnership with the City of Sacramento, debt financing, cable, over-the-air, and radio broadcast contracts, ticketing agreements, food and beverage and merchandise agreements and building naming rights.

Prior to joining the Kings, Rinehart spent two years as the Director of Finance for Anaheim Sports, Inc., where he oversaw the finance and accounting functions of the Anaheim Angels (MLB), Anaheim Mighty Ducks (NHL) and Edison International Field of Anaheim. He also spent two seasons as manager of financial reporting for the San Francisco Giants (MLB). Prior to beginning his career in professional sports, Rinehart spent five years with the public accounting firm Price Waterhouse Coopers LLP in San Francisco.

Rinehart graduated with a bachelor's degree in accounting from Villanova University in 1991. He and his two daughters Kaitlyn and Megan reside in the Land Park neighborhood of downtown Sacramento.

BACK TO TABLE OF CONTENTS





VLADE DIVAC
General Manager

Vlade Divac enters his sixth season at the Kings, his fifth as General Manager. He joined the Kings on March 3, 2015 as the team's vice president of basketball and franchise operations and was named General Manager on August 31, 2015.

One of the most respected and revered individuals in franchise history, Divac returns to Sacramento having spent more than a decade serving the NBA and international sporting communities with the same distinction that solidified his reputation as a consummate teammate, player, humanitarian and overall difference-maker on and off the basketball court.

Divac has served in a variety of administrative and leadership roles since retiring from professional basketball in 2007. In addition to his philanthropic efforts focused on helping children in his native country and other reaches of the globe, he was named President of the Serbian Olympic Committee in 2009. Under his guidance, Serbian athletes have enjoyed greater success and the country is experiencing a resurgence on the international stage.

In 16 NBA campaigns with Los Angeles, Charlotte and Sacramento, Divac averaged 11.8 points, 8.2 rebounds, 3.1 assists, 1.1 steals, and 1.4 blocks per game over 1,134 contests. He is only one of four players in league annals to accrue at least 13,000 points, 9,000 rebounds, 3,000 assists, 1,200 steals and 1,600 blocked shots, joining Kareem Abdul-Jabbar, Hakeem Olajuwon and Kevin Garnett with that distinction. His six seasons in a Kings uniform marked the most successful period in team history, including a league-high 61 wins in 2001-02 and a trip to the Western Conference Finals. His name adorns the franchise record book in several key categories, ranking fourth all-time during the Sacramento-era in rebounds (3,538) and blocked shots (523), ninth in points scored (5,176), eighth with 454 games played, free throws made (1,209) and in steals (453). Divac's jersey was retired by the Kings in 2009.



PEJA STOJAKOVIC
Assistant General Manager

One of the most successful players in Kings annals, Peja Stojakovic enters his fifth season with the Kings organization, and second as Assistant General Manager. His responsibilities include keeping abreast of domestic and international talent pools available to the Kings as well as General Manager Vlade Divac with the team's scouting efforts. Selected 14th overall in the 1996 NBA Draft, the Serbian-born sharpshooter helped form a nucleus that would go on to participate in the postseason in each of his seven seasons in a Kings uniform. His #16 jersey was retired on December 16, 2014.

The Kings drafted Serbian-born Stojakovic in the first-round (14th overall) of the 1996 NBA Draft. In addition to leading the Kings in games played during the Sacramento-era, Stojakovic ranks first in Kings franchise history (1948-current) in three-pointers made (1,070) and attempted (2,687), and in free throw percentage (.893). He is also ranked third on the Kings all-time scoring list with 9,498 points scored, fourth in field goals made (3,352) and attempted (7,269), and sixth in steals (543).

Stojakovic's professional career began at the age of 14 with the Serbian club Red Star Belgrade. After being drafted by the Kings, he went on to play 13 seasons in the NBA highlighted by an NBA championship with the Dallas Mavericks in 2011. Also during his NBA career, Stojakovic won the NBA All-Star Weekend Three-Point Shootout twice and was the first European-born player to win an All-Star Weekend competition. He ranks 5th in NBA history in career free throw percentage (.895), and 7th in playoff free throw percentage (.900). Additionally, Stojakovic is the first player in NBA history to start a game off by scoring his team's first 20 points.



KEN CATANELLA
Assistant General Manager

Ken Catanella begins his fourth season as the Kings Assistant General Manager. He collaborates with General Manager Vlade Divac and assists in the management of all day-to-day basketball operations, including all player-related matters such as the draft, free agency, trades, and the team's strategic plan. He has more than 20 years of experience in NBA, NCAA, and international basketball leagues where he has played, coached and managed basketball teams at nearly every level.

Catanella joined the Kings after enjoying a successful run over five years (2011-16) with the Detroit Pistons, including the last two seasons as the team's assistant general manager. During his tenure, he played a prominent role in the front office of a club that underwent a significant turnaround to one of the NBA's rising young teams.

He joined the Pistons after several years at the NBA League Office, where he directed the NBA's salary cap and basketball analytics efforts. He also was part of the NBA league office working group that served the NBA Labor Relations Committee in negotiating the league's 2011 CBA with the National Basketball Players Association.

Prior to his time with the League Office, Catanella led the analytics efforts of the New Jersey Nets and managed the creation and implementation of the Nets' statistical scouting systems. He also advised the team's front office and ownership by evaluating domestic and international player personnel as well as formulating the team's strategic financial plan alongside the team's general manager.

Before joining the Nets, Catanella worked in both basketball and finance. Following graduation from Amherst College in 1997, he worked on Wall Street providing analytics on stadium/arena financings for professional teams and valuing publicly traded companies. His basketball experience includes time as a collegiate player and assistant coach at Amherst College and a professional player for the Cologne 99ers of Germany. He also later served as the German Bundesliga team's Assistant General Manager.

While earning his MBA at Duke University's Fuqua School of Business, Catanella was a graduate assistant on the 2004 and 2005 Duke University Men's Basketball teams. He developed systems and analytical scouting methods for Duke's coaches, and concurrently interned with the Assistant General Manager of the Philadelphia 76ers.



JOE DUMARS
Special Advisor to the General Manager

Joe Dumars begins his first season with the Kings as a Special Advisor to the General Manager. In this role, Dumars will report to General Manager Vlade Divac and will serve as a resource to the front office.

Dumars joins the Kings with over 30 years of NBA experience both as a player and front office executive in addition to an extensive executive business background. Since 2017, he has served as president of the Basketball Division for Independent Sports & Entertainment (ISE), a full-service sports agency representing more than 300 players from the NBA, NFL and MLB. Outside of basketball Dumars was the founder and CEO of automotive supply company Detroit Technologies Inc. for 10 years (1996-06), helping the company grow to more than $120 million in revenues. He is also the founder and owner of the Joe Dumars Fieldhouse, a multi-purpose, indoor sports complex and entertainment facility with two locations in Detroit.

The Hall of Fame guard served as president of basketball operations for the Detroit Pistons for 13 seasons (2000-14). In 2004, he became the first African American executive to lead an organization to an NBA title. He also guided the team to six straight Eastern Conference Finals appearances, two Conference Championships and was named NBA Executive of the Year in 2003. In 2010, Sports Illustrated named Dumars one of the Top 10 sports executives of the past decade.

During his 14-year NBA career, Dumars won two titles, was named NBA Finals MVP, appeared in six All-Star games and was named All-Defensive First Team four times. Dumars amassed averages of 16.1 points (.460 FG%, .382 3pt%, .843 FT%), 2.2 rebounds, 4.5 assists, .9 steals, and 34.5 minutes per game in 1018 career games (944 starts), all with the Detroit Pistons.

He was also a member of the 1994 gold-medal USA Basketball World Championships team. Dumars was the first recipient of the NBA Sportsmanship Award (1995-96), which was subsequently named the Joe Dumars Trophy.

Dumars holds a Bachelor's Degree in Business Management from McNeese State University.



LUKE BORNN
Vice President, Strategy and Analytics

Luke Bornn is the Kings' Vice President, Strategy and Analytics. Prior to joining the Kings, Bornn served as Head of Analytics for A.S. Roma of the Italian Serie A Football League, where he worked closely with managers, coaches and sports scientists to measure and evaluate athletes and performance. In addition to his work with soccer and basketball teams, the British Columbia native has previously held tenure-track professorships in Statistics at both Harvard University and Simon Fraser University.

In his role with Sacramento, Bornn employs expertise in data engineering and machine learning to empower basketball operations personnel with relevant information valuable in decision making processes regarding roster compilation, player evaluation and overall strategy.

In addition to his academic acumen and professorships at Harvard and Simon Fraser University, Bornn is a frequent contributor to the field of sports analytics, authoring research articles for the Journal for Quantitative Analysis in Sports, the Annals of Applied Statistics and the Journal of the American Statistical Association amongst others—providing insights on basketball related topics such as NCAA

Tournament forecasting, predicting possession outcomes in NBA contests and the spatial anatomy of defensive success. Bornn is also a fixture at the renowned MIT Sloan Analytics Conference, co-authoring eighteen papers there.



GALEN DUNCAN
Vice President, Kings Academy and Professional Development

Galen Duncan begins his third season with Sacramento as the Vice President of Kings Academy and Professional Development. Prior to joining the Kings, Duncan spent 10 years as Senior Director of Player Development with the National Football League's Detroit Lions, where he advised players regarding housing options, financial education tools, counseling connections and off-field career opportunities. Additionally, Duncan assisted Football Operations with character evaluations for all draft eligible players and oversaw rookie transition and social media etiquette training programs while also serving as the Lions liaison between the League Office and NFLPA (NFL Players Association) and member of the Player Development Steering Committee. Duncan also spent six seasons as a treating clinician for the NFL's Program for Abuse of Substances, providing one-on-one and group therapy for football players involved in the mandatory treatment program.

In his role with Sacramento, Duncan is responsible for implementation of the Kings Academy program, a developmental, player-centric curriculum aligning multi-faceted organizational philosophies and ideals to help athletes mature into well-rounded professionals. Under Duncan's oversight, Kings Academy will augment on-court progress with access to practical material and experiences that help balance on-court priorities and personal responsibilities with opportunities to become impactful contributors in the community.

A Ph.D. in health psychology, a retired United States Army Reserves officer, the Detroit native and Lake Superior State alumnus ('94) played collegiate basketball before securing his Master's Degree in social work from Wayne State University ('97) and Ph.D. in health psychology from Walden University in 2006.



LUKE WALTON

Head Coach

Luke Walton joins the Kings after spending the previous three seasons as head coach of the Los Angeles Lakers. Under Walton, the Lakers improved each season and his fast-paced offense ranked amongst the top in the league. In 2016-17, the Lakers improved from a franchise-worst record by nine games, finishing the season 26-56. In the following years, the Lakers continued to improve, posting records of 35-47 in 2017-18 and 37-45 in 2018-19. Walton has been praised by his players and across the league for his ability to develop young players and improve their skills.

Before joining the Lakers, Walton was an assistant coach with the Golden State Warriors from 2014 to 2016. During his time with the team, they appeared in consecutive NBA Finals and won the NBA Championship in 2015. He received Western Conference Coach of the Month honors (November 2015) after serving as interim head coach in Steve Kerr's absence and leading the Warriors to a 39-4 start for the 2015-16 season, including winning the first 24 games, an NBA record. Prior to joining the Warriors coaching ranks, he served as a player development coach for the Lakers G-League affiliate, the South Bay Lakers, in the 2013-14 season. He also served as an assistant coach at the University of Memphis during the 2011 NBA lockout.

Walton's decade-long NBA playing career with the Lakers (2003-12) and Cleveland Cavilers (2012-13) spanned 564 regular season games averaging 4.7 points, 2.8 rebounds and 2.3 assists. The San Diego native was selected 32nd overall in the 2003 NBA Draft by the Lakers, where he made seven postseason appearances and was a member of back-to-back NBA Championship teams in 2009 and 2010.

Walton played at Arizona for Hall-of-Fame coach Lute Olson, whom he attributes as a great influence in his life and as a coach. Walton left Arizona and the Pac-10 as one of only three players in conference history to tally 1,000 career points, 500 rebounds, and 500 assists. He was named an All-Pac-10 performer twice in his four-year career (1999-2003), and was a Wooden Award Finalist as a senior. His best statistical season came as a junior, where he posted averages of 15.7 points, 7.3 rebounds, and 6.3 assists, earning his selection to four All-America teams, including being one of 10 players to receive John R. Wooden Award All-American honors.

Walton's father, Bill, is a member of the Naismith Memorial Basketball Hall of Fame and was named one of the NBA's 50 Greatest Players. The father/son duo are one of two pairs in NBA history to both win multiple NBA titles (Mychal and Klay Thompson). Walton's three brothers; Nate, Adam, and Chris all played basketball in college, and he cites his mother Susie as the person he most admires for raising four boys

Walton and his wife Bre, who he met at Arizona where she was a standout volleyball player, are the parents of son Lawson and daughter Landen.

LUKE WALTON'S NBA COACHING RECORD

		REGULAR SEASON			PLAYOFFS		
YEAR	TEAM	W	L	PCT.	W	L	PCT.
2016-17	Los Angeles Lakers	26	56	.317	-	-	---
2017-18	Los Angeles Lakers	35	47	.427	-	-	---
2018-19	Los Angeles Lakers	37	45	.451	-	-	---
OVERALL TOTAL		**98**	**148**	**.398**	**-**	**-**	**---**

BACK TO TABLE OF CONTENTS



IGOR KOKOSKOV
Assistant Coach

Igor Kokoskov (kuh-KOS-kov) most recently served as the head coach of the Phoenix Suns during the 2018-19 season and brings 19 seasons of experience in the NBA. He holds the distinction of becoming the first non-American born head coach in the NBA (2018), the first non-American assistant to serve on an NBA All-Star Game coaching staff (2006), and the first full-time, non-American assistant coach in league history (2000). Kokoskov has served as an assistant coach for the Utah Jazz (2015-18), Orlando Magic (2014-15), Cleveland Cavaliers (2013-14), Phoenix Suns (2008-13), Detroit Pistons (2003-2008), and Los Angeles Clippers (2000-03).

Kokoskov previously worked with the Suns as an assistant coach from 2008-2013 and was on the bench for the team's 2010 Western Conference Finals run. Kokoskov has been on the coaching staff of seven teams to reach the Conference Finals, two teams to reach the NBA Finals and won an NBA title as an assistant coach with the Pistons in 2004, becoming the first non-American assistant to be an NBA Champion.

A native of Belgrade, Serbia, Kokoskov is an accomplished international coach on top of his extensive NBA experience. As head coach of the Slovenian national team from 2016-2017, Kokoskov guided the nation to a gold-medal finish and perfect 9-0 record at FIBA EuroBasket 2017 as Slovenia captured its first-ever European Championship. He also was head coach of the Georgian national team from 2008-2015, qualifying for EuroBasket three times which Georgia had never accomplished previously.

In 1999, Kokoskov became the first European coach to hold a full-time position with an NCAA Division I basketball program as an assistant coach at the University of Missouri under Quin Snyder. Kokoskov and Snyder reunited in the NBA on the Utah Jazz coaching staff.

On June 18, 2010, while an assistant coach in Phoenix, Kokoskov became a U.S. citizen in a special ceremony on the Suns' court at Talking Stick Resort Arena. Kokoskov and his family have maintained a home in the Valley since his first tenure with the Suns.



BOB BEYER
Assistant Coach

Bob Beyer joins the Kings with 35 years of coaching experience at the NBA and collegiate level as he most recently was a part of the Oklahoma City staff as an assistant coach during the 2018-19 season.

Before joining the Thunder in 2018, Beyer spent the previous four seasons with the Detroit Pistons as the associate head coach during the 2016-17 and 2017-18 seasons and as an assistant coach from 2014-16. Prior to Detroit, Beyer gained 13 years of NBA experience having been an assistant coach for the Charlotte Bobcats (2013-14), Golden State Warriors (2012-13), Orlando Magic (2007-12), where he helped Orlando reach the postseason five times including a 2009 NBA Finals appearance, and Toronto Raptors (2003-04).

His NBA coaching career began with the Toronto Raptors, when he served as an assistant coach and later an advance scout. Beyer then spent 2007-12 on Stan Van Gundy's Orlando Magic staff, while under his tenure the team secured a 259-135 (.657) record and went to the playoffs in each of the five seasons, winning the 2009 Eastern Conference Championship and reaching the NBA Finals.

Before joining the NBA ranks, he spent two seasons as an assistant coach at Texas Tech University under Bob Knight from 2001-03. His college coaching experience also includes stints as an assistant coach at the University of Albany, Siena, the University of Wisconsin, Northwestern University and the University of Dayton. Beyer graduated from Alfred University in 1984 with a bachelor's degree in history and minors in coaching, writing and secondary education. He earned his master's degree in curriculum planning and development while coaching at Albany.



JESSE MERMUYS
Assistant Coach

Jesse Mermuys carries 18 years of basketball prowess at the high school, collegiate, NBA G League and NBA levels as he rejoins Walton in Sacramento after spending the past three seasons on Walton's staff as an assistant coach with the Los Angeles Lakers from 2016-19. Having worked his way up through the coaching ranks, Mermuys brings a breadth of NBA experience to the Kings from the video room, as an advance scout, player development, as well as an assistant coach specializing in defense and offense throughout his time in the NBA.

Prior to joining Walton in Los Angeles, Mermuys was named the head coach/assistant general manager of the Toronto Raptors' NBA G League affiliate, Raptors 905, for the 2015-16 season leading them to a record of 23-27 in the team's inaugural season. Before becoming the head coach of the Raptors 905, Mermuys served as an assistant coach for the Toronto Raptors under Dwane Casey during the 2013-14 and 2014-15 seasons as he was the Raptors Summer League coach in Las Vegas in 2014 and 2015. During the 2013-14 season, Mermuys was a part of the Houston Rockets staff as an assistant coach and director of player development after spending the previous four seasons from 2008-12 as a video coordinator, advance scout and assistant coach/advance scout for the Denver Nuggets under George Karl.

In October of 2006, Mermuys was named director of basketball operations at his alma mater, the University of Arizona where he worked for the Wildcats until 2008. Preceding his time at Arizona, Mermuys became the video coordinator at New Mexico State in August 2006 and was an assistant coach for Southern Utah during the 2005-06 season. A Tucson native, Mermuys was an assistant coach at Pima Community College in his hometown from 2003-04 as Mermuys coaching career started when he was the head freshman and varsity assistant coach at Salpointe Catholic High School in Tucson from 2001-2003.

COACHING STAFF



ROY RANA
Assistant Coach/Chief of Staff

Roy Rana brings 25 years of coaching experience at the international, collegiate, and high school level and is widely regarded as one of the most decorated coaches in Canadian history. Rana recently served as head coach for Canada's Senior Men's National Team during the 2019 FIBA World Cup Americas Qualifiers where he led Canada to a 10-2 record and a first place finish in Group F to secure a 2019 FIBA World Cup bid. Rana also finished his ninth season as the head coach at Ryerson University in Toronto, Ontario, Canada where he helped guide the Rams to a 31-7 record during the 2018-19 season and a bronze medal finish in the 2019 U SPORTS Men's Final 8 tournament. Rana ended his tenure at Ryerson with an overall record of 195-87 after being hired as the Rams' head coach in 2010. Under Rana the Rams made 6 National Championship appearances in his 9 seasons.

Rana led Canada to a historic first ever World Championship in FIBA competition, at the 2017 U19 Basketball World Cup in Cairo Egypt. Rana also led Canada to a Bronze Medal at the 2010 U17 World Cup in Hamburg Germany. Rana has led Canada's age group teams to numerous medals in FIBA Americas competition over the past decade.

Rana became the head coach of the World Select Team for the Nike Hoop Summit in 2011 and served in that role until 2019 as he guided the World Team to Nike Hoop Summit titles in 2012 and 2013, 2015, 2018 and is now the longest serving and winningest Head Coach in World Team history. Over twenty of his World Team alumni are now in the NBA. Rana was the head coach for Canada's Cadet National Team in 2009 and 2010 as Canada won the bronze medal in 2010 and qualified for the country's first World Championship in 2009 as he was an assistant coach for Canada's Senior Men's National Team in 2009 as that team also qualified for the World Championship. Rana's International experience started in 2006 when he was an assistant coach for Canada's Junior Men's National Team who qualified for their first ever Junior World Championship and during that same year Rana led the Senior Men's select Team as their head coach.

Born in Wolverhampton, England, Rana grew up in Toronto where he began his coaching career in 1994 at CW Jeffery's HS. In 2000 at Eastern Commerce Collegiate Institute, a public high school in Toronto he entered one of the most prolific stages of his career. Over the course of his nine years as the head coach at Eastern Commerce, Rana's teams finished seven of the nine seasons ranked No. 1 in Canada as he finished with a 256-39 record as head coach of the Saints and won a record 5 Ontario Championships.He was awarded many accolades during the nine-year span, including the 2009 High School Coach of the Year in Canada Award, 2003, 2004, 2006 Canadian High School Coach of the Year and the 2003 Toronto Sun High School Coach of the Year. Rana also was the Head Coach of Ontario's U17 Provincial Team where he led the team to the 2004 and 2005 National Championship while also bringing Ontario it's first ever Canada Summer Games Gold Medal in 2005.



BOBBY JACKSON
Assistant Coach/Player Development

Bobby Jackson begins his first season as an assistant coach/player development coach for the Kings. Jackson spent the 2018-19 season as an assistant player development coach and the previous three seasons as a collegiate scout for the organization. He has also served as a regional scout and player development coach for the Kings (2010-2012) and Minnesota Timberwolves (2013).

The Salisbury, North Carolina native played 12 seasons in the NBA, accruing averages of 9.7 points (.417 FG%, .354 3pt%, .793 FT%), 3.1 rebounds, 2.6 assists, 0.98 steals and 22.2 minutes per contest in 755 games (started 143), punctuated by an NBA Sixth Man of the Year Award in 2003 as a member of the Kings after registering a career-best 15.2 points (.464 FG%, .379 3pt%, .846 FT%), 3.7 rebounds, 3.1 assists, 1.53 steals and 28.4 minutes per game. In addition to six seasons in a Kings uniform (2000-05 & 2008-09), Jackson also played for the Denver Nuggets (1997-98), where he was named to the All-Rookie Second Team, Timberwolves (1998-2000), Memphis Grizzlies (2005-06), New Orleans/Oklahoma City Hornets (2006-08) and Houston Rockets (2008).

Prior to his professional career, Jackson led the University of Minnesota to the school's only Final Four appearance, posting 15.3 points, 6.1 rebounds and 4.0 assists en route to earning 1997 Second Team All-American and Big 10 Player of the Year honors.

Jackson remains one of the most beloved players in Sacramento-era history for his efforts both on and off the court. He established the Bobby Jackson Foundation in February 2004, a community-based organization created in honor of his mother, Sarah, who passed away in January 2002 after a lengthy battle with breast cancer.



STACEY AUGMON
Assistant Coach/Player Development

Stacey Augmon brings over 30 years of basketball experience at the professional and collegiate level as both a player and coach. Augmon, a Pasadena, Calif. native, most recently served as the head coach for Jeonju KCC Egis of the Korean Basketball League during the 2018-19 season leading the team to the KBL Semi-Finals and a 32-30 record.

Before his time in the KBL, Augmon was an assistant coach for the Milwaukee Bucks (2016-18) and Denver Nuggets (2007-11) while also working for his alma mater, UNLV, as an assistant coach for five seasons from 2011-16.

Augmon played 15 seasons in the NBA, accruing averages of 8.0 points (.469 FG%, .728 3pt%), 3.2 rebounds, 1.6 assists, 1.0 steals and 21.6 minutes per game in 1,001 contests for six teams; Atlanta (1991-96), Detroit (1995-96), Portland (1996-2001), Charlotte (2001-02), New Orleans (2002-04), Orlando (2004-06). Augmon was selected ninth overall in the 1991 NBA Draft by the Atlanta Hawks after a standout collegiate career with the Runnin' Rebels (1987-91) where he led the team to a National Championship (1990), had his No. 32 retired and in 2002 was inducted into the UNLV Athletics Hall of Fame. Augmon was a member of the 1988 United States Olympic Team, which captured a bronze medal at the Seoul Olympics.

BACK TO TABLE OF CONTENTS



LINDSEY HARDING
Assistant Coach/Player Development Coach

Lindsey Harding begins her first season as an assistant coach/player development coach. She joins the Kings as she adds experience at the professional level as a player and coach, most recently was the Player Development coach for the Philadelphia 76ers beginning in April.

Harding adds over a decade of basketball experience at the professional level as a player and coach, most recently serving as a player development coach for the Philadelphia 76ers beginning in April. Prior to her promotion, Harding worked as the NBA's first African American female pro personnel scout for Philadelphia (2018-19) following a nine-year career in the WNBA.

The Houston, Texas native averaged 9.8 points (.414 FG%, .252 3pt%, .755 FT%), 2.9 rebounds, 4.0 assists, 1.1 steals and 28.7 minutes per game in 270 career games (210 starts) for Minnesota (2007-08), Washington (2009-10), Atlanta (2011-12), Los Angeles (2013-14), New York (2016) and Phoenix (2016). She also played internationally in Turkey, Lithuania, Russia and participated in the 2016 Summer Olympic Games as an integral part of the Belarus women's national basketball team. Harding was selected first overall in the 2007 WNBA Draft after playing for Duke from 2002-07 where she earned the 2007 Naismith College Player of the Year award, had her No. 10 retired and was enshrined into the Duke Athletics Hall of Fame in 2018, becoming the third women's basketball student-athlete to be inducted.



RICO HINES
Player Development Coach

Hines brings over a decade of professional and collegiate basketball coaching experience and is known for his basketball development prowess.

Recently, Hines served as assistant coach for the Sacramento Kings NBA G League affiliate, the Stockton Kings (2016-19), as the team transitioned from Reno to Stockton and made NBA G League playoff appearances in 2017-18 and 2018-19. In the five years prior, he served as assistant coach for St. John's University (2010-15) after serving four seasons as the player development assistant coach for the Golden State Warriors (2006-10).

In addition, Hines has worked closely with numerous NBA and collegiate players during the offseason, coaching and training athletes ahead of the NBA season.

The UCLA alum graduated in 2001 and was a five-year member of the basketball program, serving as team captain for his final three seasons, which included five Bruin NCAA appearances and four trips to the Sweet 16.



JONAH HERSCU
Advance Scout

Herscu joins the Kings staff as an advance scout after spending the past three seasons with the Los Angeles Lakers as an advance scout and player development assistant (2018-19), and assistant video coordinator (2016-18). Herscu brings 11 seasons of professional experience having worked in the NBA, NBA G League, and WNBA as an assistant coach or video coordinator.

Breaking in with the Fort Wayne Mad Ants in 2013, Herscu has also worked as an assistant coach for the Chicago Sky of the WNBA as well as in video coordinating roles for the Chicago Bulls and most recently, the Los Angeles Lakers.

The Amherst, MA native graduated from Lake Forest College with a degree in Coaching: Personal Identity, Sports Psychology and Leadership. Herscu earned his Master's Degree in Sports Science, with a focus on coaching, in 2016 from the United States Sports Academy.

COACHING STAFF



WILL SCOTT
Head Video Coordinator/ Player Development Coach

Scott joins the Sacramento staff as the Head Video Coordinator and Player Development Coach after spending the past three seasons as the Los Angeles Lakers Head Video Coordinator under Head Coach Luke Walton (2016-19).

The Los Angeles native will manage the video department to ensure coaching and front office staffs are fully supported, while assisting in game preparation and individual player development.

Scott began his NBA career with the Lakers in 2011-12, starting in the video room with the L.A. and South Bay Lakers, going on to serve eight seasons with the organization in several capacities. During the summers of 2014 and 2015, Scott was the Head Video Coordinator for the WNBA's Los Angeles Sparks where he developed scouting reports on opponents and was involved in daily coaching operations. Will was promoted in 2015-16 to Assistant Coach and Video Coordinator of the South Bay Lakers before being called up to lead the video department for the parent NBA club.

A graduate of Indiana University with a B.S. in Sports Marketing and Management, Scott was a student manager for the Indiana Hoosiers men's basketball team from 2009-11, assisting in all day-to-day operations.



AKACHI OKUGO
Player Development Manager

Akachi Okugo begins his fourth season in the player development department and first as a player development manager for the Sacramento Kings and Stockton Kings after serving the previous two seasons as an assistant player development coach. Okugo is tasked with assisting with player workouts before, during and after practices during both the season and offseason. Okugo is a graduate of California State University, San Marcos where he was a basketball standout, ranking second in school history for threes made. He garnered Honorable Mention All-Conference as a senior.

Okugo was also a member of the Grand Canyon University men's basketball team. Prior to that, he earned First Team All State of California honors at Yuba City Community College and received the MVP award of the Bay Valley Conference.

The Jesuit High School graduate currently resides in Sacramento.



ISAAC YACOB
Assistant Video Coordinator

Isaac Yacob joins the Kings in his first year as the assistant video coordinator after spending the previous three seasons with the Los Angeles Lakers. During the 2018-19 season, Yacob served as a coaching associate where assisted the video room and coaching staff in every day duties.

A native of Carson, Calif., Yacob attended California State University, Northridge where he worked as a student manager/ practice player for the CSUN Men's Basketball team for all four years of undergrad. Yacob majored in Kinesiology: Exercise Science and also served as head manager as a senior.

BACK TO TABLE OF CONTENTS



TEENA MURRAY
VP, Athlete Health & Performance

Murray begins her second season with the Kings as Vice President of Health and Performance, where she leads a growing interdisciplinary high-performance team including: strength and conditioning, analytics, performance medicine, mental health, performance psychology, and performance nutrition (including the Kings culinary team). She is building a unique ecosystem of academic, research and development, and technology partners to support the delivery of elite care to all Kings' players.

Prior to Murray's tenure in Sacramento she spent 14 years as the Director of Sports Performance at the University of Louisville where she and her staff built a premiere program in college athletics, leading the way with an integrated (high-performance) approach supported by data analytics. In addition to her leadership role at Louisville, Teena served as head performance coach for the Cardinals women's basketball team, assisting them to three Final 4's in 9 years. A passionate teacher, Teena helped to create the graduate program in Strength & Conditioning at Louisville and served as a long-time lecturer in the program. She also held a second academic appointment in the School of Bioengineering. To foster the growth and development of leading talent, her team established an international mentorship program in Sports Performance that continues to turn out solid young coaches for the industry. In her final year at Louisville, Teena spearheaded the creation of a Research and Development Task Force for Athletics to advance data modeling projects with other campus groups, and partnerships with local incubators and start-ups.

Over two decades in the sports performance industry, Murray has accumulated extensive experience with professional, Olympic and college athletes. She has worked as a consultant with USA Hockey, the Turkish Basketball Federation, the NHL's Florida Panthers and Anaheim Ducks and the AHL's Hartford Wolfpack. In the college ranks she has worked at Cornell University and the University of Connecticut. Between 2006-2010, Murray served as Director of Performance for the U.S. Women's National and Olympic ice hockey team, sharing in two World Championship gold medals and a silver medal at the 2010 Winter Olympics in Vancouver.

A native of Shawville, Quebec (Canada), Murray holds degrees in kinesiology, education, and exercise physiology, and is currently completing an executive leadership program at Kellogg School of Management at Northwestern University. She is a an Emeritus Strength & Conditioning Coach with the National Strength & Conditioning Association, and holds a variety of industry certifications. Teena has published extensively in the areas of sport-specific athlete profiling, injury prevention and load management in basketball. In 2011, Murray received the Guiding Woman in Sport Award for her leadership in the strength and conditioning industry from the National Association of Girls and Women in Sport (NAGWS.

Teena and her partner Kellie live in Sacramento and have two daughters, MacKay (12) and Hadley (8)



JOE RESENDEZ
Head Athletic Trainer

Resendez enters his second season with the Kings after spending seven seasons as assistant athletic trainer for the Los Angeles Clippers. Prior to his work at the NBA level, Resendez spent four seasons as the athletic trainer/strength and conditioning coach for the Rio Grande Valley Vipers of the NBA Development League, where he contributed to a pair of NBA D-League Finals Appearances (2010 & 2011). In 2018, Resendez represented the Western Conference as the Athletic Trainer for the All-Star Game and participated in Basketball without Borders in Mexico City in 2017. His tenure with the Vipers commenced before the club's inaugural season after the Brownsville, Texas native served a two-year stint as head trainer for the Men's Basketball team at Louisiana Tech, where he earned his Master's Degree of Science in exercise physiology in 2006. After earning a Bachelor's Degree of Science in kinesiology with an emphasis in Sports Medicine from the University of Texas-Pan American in 2003, Resendez spent one season as the assistant athletic trainer at the University of Texas-San Antonio.

A certified athletic trainer through the National Athletic Trainers Association (NATA) and a licensed athletic trainer (LAT), Resendez specializes in joint and soft tissue manipulation/mobilization and restorative therapies. He is also licensed as a Performance Enhancement Specialist and as a Corrective Exercise Specialist through the National Academy of Sports Medicine (NASM).

Joe and wife, Ana, now reside in Sacramento.



JOEL NOLAND
Assistant Athletic Trainer

Joel Noland will begin his second season with the Kings as the assistant athletic trainer after joining the team in 2019. Prior to joining the Kings, he was an intern athletic trainer with the Houston Rockets.

Noland worked his first internship in the summer of 2012 with the Washington Redskins and later became the head athletic trainer in the Arena Football League with the Utah Blaze in 2013 and the LA KISS in 2014.

The Spokane, Wash. native then spent the next four years as the in-season assistant athletic trainer for the Jacksonville Jaguars from 2014-18 before making the switch to the NBA. Noland earned his undergraduate degree in Kinesiology from Whitworth University, and earned his Masters in athletic training at Weber State University.

Joel, wife Kaleena, and son Deion all reside in Roseville.

BASKETBALL OPERATIONS



Craig Slaunwhite
Head Performance & Strength Coach

Craig Slaunwhite joins the Kings as Head of Performance after spending the past five seasons (2014-19) with the Winnipeg Jets as the Director of High Performance. Prior to the Jets, Slaunwhite spent five seasons as the Strength & Conditioning Coach of the Florida Panthers. Slaunwhite holds a Doctor of Chiropractic from the Canadian Memorial Chiropractic College and earned a Bachelor of Science in Kinesiology from Dalhousie University in 2003. He also holds a license in Chiropractic Medicine both in Canada and the United States.

Slaunwhite, a native of Halifax, Nova Scotia, is an accomplished athlete who served as captain of both basketball and track & field teams while attending Dalhousie University. He set several school and provincial records in Nova Scotia while attending Dalhousie, including records in pentathlon, pole vault, shot-put, discus, and decathlon. He earned All-Canadian honors in track and field during that time for his achievements. Following his collegiate career, Slaunwhite went on to compete on the Canadian Track & Field Team competing in events hosted in Africa, Europe, and South America and earned a bronze medal in decathlon at the 2008 Canadian Olympic trials.



ANTHONY DARMIENTO
Assistant Performance Coach

Anthony Darmiento enters his second season as the Kings Assistant Performance Coach. Prior to his career with the Kings, Darmiento spent most of his time with TEAM USA Olympic Sports. He served as an Assistant Strength Coach to the Men's and Women's Indoor Volleyball National Teams from 2011-2013. Darmiento was the head strength coach for the Men's Water Polo national team from 2013-2016 and most recently served as Strength and Conditioning Physiologist for USA Volleyball's Senior National Beach Volleyball Teams.

Darmiento occupied a dual role from 2013 until the 2016 Rio Olympics as he supported the USA Men's National Water Polo team and two Beach Volleyball teams through the qualification process and at the 2016 Rio Olympic Games.

The Glendale, Calif., native earned his B.S. in Exercise Science from Cal State Northridge and M.S. in Strength and Conditioning from Cal State Fullerton.



TOMMY BRICE
Physical Therapist

Tommy Brice begins his first season with the Kings as a Physical Therapist.

Brice hails from Bloomingdale, IL and played college basketball at Marquette University. After completing his Doctorate in Physical Therapy at Marquette in 2010 he worked in an outpatient clinic in Milwaukee for 5 years.

In 2015 he accepted a two-year residency at Palo Alto Medical Foundation before moving in to a Division I Sports Medicine Fellowship at USC where he has spent the past two years. His fellowship included a season with the UCLA Men's Basketball and Football programs.



AISLING TOOLAN
Physical Therapist

Toolan joins the Kings after spending the 2016-18 seasons with the Brooklyn Nets as Director of Rehabilitation. Prior to joining the Nets, Toolan spent six years as a physical therapist at the Hospital for Special Surgery Sports Rehabilitation and Performance Center. In addition, Toolan served as a physical therapist for New York City FC during the 2015 MLS season, and has worked with US Soccer national teams since 2011. In 2014, Toolan completed a rotation at the U.S. Olympic Training Center, where she worked with National Team gymnasts, fencers, wrestlers and weightlifters.

A native of Dublin, Ireland, Toolan received her Bachelor of Science degree in physiotherapy from Trinity College in Dublin, Ireland, her Doctorate in Physical Therapy from Stony Brook University, NY, and her athletic training degree from Hofstra University, NY. She is currently working to complete a Master's in High Performance Sport at Australian Catholic University. The former Irish international soccer player is also a board certified clinical specialist in sports physical therapy and a certified strength and conditioning coach.

BACK TO TABLE OF CONTENTS



JESSE GREEN
Performance Analyst

Previously at the University of Louisville, Green served as a Performance Analyst/Coach where he contributed to a Final Four run for the women's basketball team in 2018. Prior to Louisville, Green served as the Strength and Conditioning Coordinator with the Brisbane Lions Australian Rules Football Club Academy. The South Australian native holds a Bachelor of Sports Science with Honors from Bond University and is currently studying for his Masters in High Performance Sport through Australian Catholic University.



SHAWN ROGERS
Director, Team Security

Shawn Rogers begins his third season as the Director of Team Security for the Sacramento Kings. He joins the Kings after 30 years and retiring from the Sacramento Police Department. Rogers entered the Police Department in 1987 where he served as a patrol officer, field training officer, K9 officer, Sergeant and most recently, a Lieutenant.

The Vallejo, Calif. native attended UC Davis where he played in the Division II NCAA National Championship football game in 1982 and then earned professional tryouts with the Denver Broncos and San Francisco 49ers before being drafted by the Houston Gamblers of the USFL in 1984.

Rogers and his wife, Belinda, reside in Sacramento. Rogers has three sons; Andre, Jeremy and Steven along with two step children; Daniel and Lydia. Shawn and Belinda have four grandchildren; Isaiah, Naylani, Ryder and a grandson coming this season.



MARK BLEA
Assistant Director, Team Security

Mark Blea begins his third season as Assistant Director of Team Security for the Sacramento Kings. Blea will be working closely with Team Security Director Shawn Rogers and Vice President of Team Security Tim Lea.

Mark Blea has over 34 years of Law Enforcement experience. Blea retired in 2010 from the Sacramento County Sheriffs Department as a Lieutenant and Watch Commander of the North Patrol Division. Blea's specialty and expertise is Special Weapons and Tactics (SWAT) officer and a Sergeant Team Leader with the Sheriffs Department. Blea grew up in the North Highlands area of Sacramento County and was a basketball and baseball standout.

Blea has a Bachelor's degree in Criminal Justice. Mark Blea and his wife, Janet, reside in Sacramento and they have two daughters, Janae of Stafford Virginia and Alexandria of Ione California. Mark and Janet have six grandchildren; McKenna, Jackson, Alexandria, Lilly, Levi and Isabella.



DWAYNE WILSON
Equipment Manager

Dwayne Wilson enters his tenth season as the Kings equipment manager after serving in the same capacity for the Milwaukee Bucks for the previous six seasons. With Milwaukee, Wilson also assisted the team's strength and conditioning coach with player development.

As equipment manager, Wilson is responsible for ordering and maintaining all non-medical team equipment and supplies. He makes all road trips and oversees the team's luggage, laundry, and equipment when the squad is away from Golden 1 Center. While at home, his additional duties include supervising ballboys and team locker room attendants.

Wilson was originally hired by the Dallas Mavericks as an assistant strength and conditioning coach in 1998. He added the title of equipment manager in 1999 and served as both until the summer of 2004. He then worked with Velocity Sports Performance in Dallas for one year, an organization that specializes in helping adults attain their fitness goals, as a Sports Conditioning Specialist.

A native of Richland, Wash., Wilson is a 1988 graduate of the University of North Texas where he majored in Exercise Science.



MIGUEL LOPEZ
Assistant Equipment Manager

Miguel Lopez begins his 15th season with the Kings as the Assistant Equipment Manager. He is responsible for assisting Head Equipment Manager Dwayne Wilson in maintaining all non-medical team equipment and supplies. Lopez also makes all road trips and assists with overseeing the team's luggage, laundry, and equipment.

The Huron, Calif. native, wife Maria, son Michael (19), daughters Mellanie (16), Mia (10) and Massiel (6) reside in Woodland.



ANTHONY McCLISH
General Manager, Stockton Kings

McClish begins his sixth season with the Kings organization and his second season as General Manager of the Sacramento Kings G League affiliate which will begin their first season as the Stockton Kings. McClish has spent the past five seasons in Kings Basketball Operations where he was recently the Director of Basketball Operations, as well as three seasons involved with the Reno Bighorns as Assistant General Manager.

Prior to joining the Kings, the Ohio native spent the 2013-14 season with San Antonio. McClish, a 2012 graduate of Ohio State, began his NBA career in 2012-13 with the San Antonio Spurs.



PENNY CHATZIS
Executive Assistant to Kings General Manager Player Services Administrator

Penny Chatzis begins her third season as the executive assistant to Vlade Divac, Sacramento Kings general manager and as the player services administrator. She'll assist Divac in all areas of basketball administration as well as facilitate player services and onboarding. With her background in real-estate, event planning and education, Penny will be able to provide our players with the highest quality support. A graduate of California State University, Sacramento, she has a B.A. in Government and a Master's in Education.

She and her husband, Tim, are long-time Sacramento residents, and their two boys---Christo and Niko -- proudly consider themselves the biggest Kings fans!



MELANIE STOCKING
Director, Team Travel and Logistics

Melanie Stocking enters her 14th season with the Sacramento Kings and first as the Director, Team Travel and Logistics. In her role, Stocking will coordinate all team travel throughout the season and assists the Basketball Operations department with various responsibilities including supporting the coaching staff and the front office.

In her spare time, she and her family run a non-profit, RememberAVet.net to honor our fallen veterans with their Annual Wreath Project, and in February 2019, opened Hooby's Brewing in downtown Winters.

From Winters, CA, Stocking graduated from Sonoma State with a degree in Communications and currently resides in Natomas.



GREG STRATTON
Director, Scouting

Greg Stratton enters his 26th year in the NBA and first as the Director of Scouting for the Kings. Stratton joined the Kings in 2016 as a College Scout and has served in that capacity for the past three seasons.

He began his career in the NBA as an intern for the Cleveland Cavaliers prior to the 1993-94 season. Following his internship, Stratton was hired as a team division assistant. He served in that position, and subsequently, as team division coordinator from 1994-2001. In these positions, Stratton assisted former Cavaliers' Team President and Hall of Famer, Wayne Embry and the entire basketball operations staff with day-to-day activities including draft workouts and draft preparation. In 2001, Stratton moved to California and began a five-year stint with the Golden State Warriors, serving first as the Manager of Basketball Operations and then as Manager of Scouting.

Prior to the 2006-07 season, Stratton began as a College Scout for the Orlando Magic, and his time with the Magic was highlighted by six consecutive trips to the NBA Playoffs, including a berth in the 2009 NBA Finals. In 2013, Stratton joined the LA Clippers as a Scout and served in that position from 2013 until taking a similar position with the Kings in May 2016.

Stratton is originally from Lima, Ohio and graduated with honors from Bowling Green State University in 1993.



DRAKE U'u
Assistant General Manager, Stockton Kings

Drake U'u enters his fifth season with the Kings and second as the Assistant General Manager of the team's G League affiliate, Stockton Kings. U'u spent the previous three seasons as the team's Manager of Player Development and amateur scout.

Before joining the Kings, U'u played professionally for two seasons in Australia's National Basketball League (NBL) for the Perth Wildcats. U'u was a member of the 2013-14 Championship team, where he helped the Wildcats to a 25-8 record. Prior to the Wildcats, U'u played four seasons collegiately for the Cal Poly Mustangs.

U'u earned his bachelor's degree from California Polytechnic University, San Luis Obispo, where he studied Business Administration and minored in Industrial Technology. A Sacramento native, U'u attended Rio Americano High School and continues to reside in Sacramento.



ALEXANDER SIGUA
Director, Media Relations

Alexander Sigua returns to the Kings as Director of Media Relations after beginning his career with the franchise during the 2004-05 season as a PR intern and growing into several roles including PR Manager through 2011. His responsibilities include collaborating with SVP of Communications Joelle Terry on the development and direction of strategic basketball communications, overseeing the basketball communications team and serving as a liaison between the media and Kings.

Throughout his career, Sigua has executed integrated communications strategies across the United States in the areas of sports, entertainment, healthcare, technology and corporate social responsibility. He has also managed PR campaigns on behalf of Fortune 500 companies affiliated with the Olympic Winter Games, FIFA World Cup and NFL, and led media relations for several national and global charity programs.

The Bay Area native graduated from California State University, Sacramento with a Bachelor of Arts degree in Communication Studies and minor in Marketing.



MARK TOYODA
Director, Basketball Administration

Mark Toyoda enters his fifth season with the Kings and third as Senior Manager of Basketball Administration. A former intern, Toyoda is responsible for administrating day-to-day legal, finance, and basketball operations tasks.

The Chicago native graduated from Northwestern University in 2011 and the Maurer School of Law at Indiana University in 2014.

BACK TO TABLE OF CONTENTS



RAHSAAN GETHERS
Manager, Media Relations

Rahsaan Gethers enters his seventh season with the Kings organization and fourth season as the Media Relations Manager. Gethers' responsibilities include overseeing the production of all sports information during games and practices, overseeing the statistical crew and game night staff, as well as assisting SVP Joelle Terry and Media Relations Director Alexander Sigua in developing media talking points and strategies, arranging interviews, and attending to media at both games and practice.

The Colorado Native started as an intern with the Denver Nuggets during the 2012-13 season and was a game night staff member of the Nuggets' media department for the three seasons prior to becoming an intern. Gethers graduated from the University of Arizona in 2008 with a BA in Journalism.



ANALISE LANGFORD
Basketball Facility Operations Manager

Analise Langford enters her 19th season with the Kings as Basketball Facility Operations Manager after serving the organization in various capacities including Operations Senior Systems Administrator, Operations Administrator, Operations Coordinator and Administrative Assistant to the Director of Operations. Prior to joining the organization in September 2001, Langford began her career in Human Resources at Del Webb Sun City. As a cancer survivor of Hodgkin's Lymphoma in remission since 1997, Langford is passionate about raising money for St. Jude's Children's Research Hospital. She also keeps active with various community theater productions.



BRIAN MIZNER
Sports Nutrition Chef

Brian Mizner begins his fourth season with the Kings as the Sports Nutrition Chef. Mizner joins the Sacramento Kings after spending the previous five years as the Executive Chef of Hook & Ladder Mtg. Co.

The Sacramento native is responsible for instituting a personalized high nutrition program for each player as well as providing nutritional options for the basketball operations staff.



ROBBIE LEMONS
Manager, Basketball Administration

Robbie Lemons begins his fourth season with the Kings and his first as Manager, Basketball Administration after previously serving as the Scouting Coordinator and Basketball Operations Coordinator. In a hybrid role, Lemons provides support to several branches of basketball operations, including the analytics, scouting, and strategy departments. Before joining the Kings, Lemons graduated with honors from Stanford University in 2015 with a BA in Economics and a MA in Public Policy. Lemons played on Stanford's basketball team (2010-2014) and was awarded First Team PAC-12 All Academic Selection and PAC-12 Leadership Award. Subsequently, he completed a MSC in Banking and Finance from Newcastle University with distinction, while competing for the university's inter-collegiate and national-level teams.



MICHAEL MARTINEZ
Media Relations Coordinator

Michael Martinez enters his fourth season with the Kings and first as Media Relations Coordinator. Martinez is primarily responsible for producing the team's game notes while compiling statistical and historical information related to the franchise. Additionally, Martinez collaborates with Director Alexander Sigua and Manager Rahsaan Gethers on the media guide, credentialing process, practice management and other game-related duties.

A Sacramento native, Martinez started as an intern during the 2016-17 season, then continued as the team's Media Relations Assistant through the 2018-19 season. Martinez graduated from the University of California, Davis with a Bachelor of Arts degree in Communication and Psychology in 2017.



MATT BARON
Nutrition Assistant

Matt Baron begins his third season with the Kings and first as Nutrition Assistant. Baron's responsibilities include assisting the Sports Nutrition Chef, Brian Mizner with instituting a high nutritional program for each player and basketball operations staff.

BASKETBALL OPERATIONS



CALVIN FLOYD
Analyst

Entering his second season with Sacramento, Calvin Floyd helps create data-driven reporting and visualizations to support the coaching staff and the front office. Floyd mainly works closely with the coaching staff, and assisted the team during the 2019 Las Vegas Summer League, providing analytical resources on the bench to track key metrics during games.

A former Kings Analytics intern turned full-time, Floyd grew up and played high school basketball in New Hartford, NY before obtaining a bachelor's degree in mathematics from SUNY Geneseo and a master's degree in Applied Mathematics from Rochester Institute of Technology. Prior to moving to the west coast and working for the Kings, Floyd worked in Syracuse, NY and interned for the United States Tennis Association in Queens, NY.



MATT VAN BOMMEL
Analyst

Matthew van Bommel enters his third season with the Kings as an Analyst in Basketball Operations. Van Bommel's primary responsibilities include using data to evaluate, predict, and report player performance as well as working with fellow analytics team members to improve data accessibility within the organization. Prior to joining the Kings, van Bommel completed an analytics internship with the Philadelphia 76ers and obtained degrees in Statistics from Acadia University (B.Sc.) and Simon Fraser University (M.Sc.).



CHRIS PICKARD
Analyst

Chris Pickard enters his third season with the Kings organization as a Basketball Analyst. Prior to the upcoming season, Pickard predominantly supported both the NBA and G-League coaching staffs with advanced team scouting information and tools. Now he principally supports management with tools and analysis to guide team strategy, personnel decisions and roster evaluations. Additionally, Pickard collaborates with fellow analytics colleagues, leading complex technical projects to further improve data driven processes within the organization.

Prior to joining the Kings, Pickard spent the 2016-17 season as an analyst with the Los Angeles Clippers supporting their basketball analytics and research team advance on-court and player-personnel evaluations through data.

Pickard is a graduate of Stanford University in both 2015 (B.Sc.) and 2017 (M.Sc.) and spent four years as a member of the Men's Varsity Swimming team earning All-American, Academic All-American and team captain honors. In 2016, Pickard served as a volunteer assistant coach to the team during their 2016 PAC-12 Championship season.



COLIN MONTAGUE
Analyst

Entering his third season with Sacramento, Colin Montague incorporates statistical methods to help the organization become more data-driven. While focusing on assisting scouts with NCAA and international player evaluation, he also supports the front office with NBA transactions and maintains the underlying data infrastructure.

A life-long Kings fan, Montague grew up in San Diego before obtaining both a bachelors and masters degree in Statistics from Brigham Young University. After some time working in volleyball and at Nike headquarters, Montague returned to California for his dream job with the Kings. He, his wife, and their son recently bought their first home in Antelope where they are active members of their church community.

BACK TO TABLE OF CONTENTS



DR. JASON BRAYLEY
Team Physician



DR. JASON ZEMANOVIC
Team Orthopedic Surgeon



DR. SUSAN JOY
Team Physician



DR. MARTY REED
Team Orthopedic Surgeon



DR. MATT CAMPBELL
Team Dentist

MEDICAL TEAM



DR. SRIHRIA BANGALORE
Mental Health Consultant



DR. BOB GRAYKOWSKI
Team Chiropractor



DR. DANA LIS
Team Nutrition



TODD NEIDER
Massage Therapist

BACK TO TABLE OF CONTENTS



TOM HUNT
Executive Vice President, Business Operations

Tom Hunt returned to the Kings in 2018 as EVP of Business Operations after spending six seasons with the organization from 2005–2011. His responsibilities include overseeing revenue, marketing, community, and business intelligence.

Tom Hunt is a 28-year veteran in the sports and entertainment industry, having served varied roles in sales and marketing for the NBA, MLS, NFL, MLB, NHL, WWE and Turner Broadcasting. After graduating from UC Berkeley in 1990, Hunt began his career with the Oakland A's in ticket sales before attending graduate school at Ohio University to earn his Master's in Sports Administration. Prior to joining the Kings, Hunt was President of Business Operations for D.C. United for four plus years.

Hunt is joined in Sacramento by his wife Kasha, three daughters and their dog: Madigan (18), Keely (17) Ava (14) and Scout (3).



JOELLE TERRY
Senior Vice President, Communication

Joelle Terry begins her fifth season with the Kings as Senior Vice President of Communications. In this capacity, she is responsible for leading and providing strategic direction to the business and basketball communications, digital, content, broadcast and game entertainment teams.

Before joining the Kings, Terry served as the Director of Government Communications at Comcast NBCUniversal. Prior to that she served as the Deputy Director of Message Events at the White House. She joined the Obama Administration after serving as the Deputy Director of Surrogate Press for the 2008 Obama for America campaign. Prior to the campaign, she served as an Associate in the Dewey Square Group's Sacramento office. Terry began her career as a member of the 2004 John Kerry for President campaign, where she worked in the regional press office and as a member of the national advance team.

A native of Sacramento, California, Terry graduated with a B.A. in International Relations from the University of California, San Diego.



RYAN MONTOYA
Chief Technology Officer

Ryan Montoya begins his sixth season as chief technology officer. His responsibilities include providing direction and managing the Sacramento Kings new technology and innovation strategies to enhance the fan experience and improve the team's performance. He also heads up esports strategy for the franchise, overseeing Kings Guard Gaming, the Sacramento Kings NBA 2K League team.

Additionally, he oversees all technology for Sacramento's downtown entertainment and sports complex, Golden 1 Center. The new arena is the world's most technologically advanced professional sports and entertainment venue.

Throughout his career, Montoya has advised, invested and served at all levels of early stage technology companies. A native of Colorado, Montoya received his bachelor's degree from the University of Notre Dame, a master's degree from the Josef Korbel School of International Studies and an MBA from California State University, Sacramento.



JEFF DORSO
Senior Vice President, General Counsel

Jeff Dorso enters his seventh season working for the Kings, and his third season as its Senior Vice President and General Counsel.

Dorso oversees all legal and real estate development related matters associated for the Sacramento Kings and its related companies, including the LEED Platinum Golden 1 Center, all real estate and media holdings, Sacramento Kings Guard (the NBA 2K eSports team), the Sacramento Kings Foundation, and the Stockton Kings (the NBA G League team).

Previous to coming in house with the Kings, Dorso co-founded and served as Managing Partner of Pioneer Law Group LLP, where he oversaw a complex development practice that included work nationally and internationally for clients, such as Airbnb, LiveNation, the San Jose Sharks, Sacramento Republic FC, CIM Group, the Sacramento Kings, and numerous prominent real estate development companies. Beginning in 2013, Dorso also served as outside counsel for the Kings in negotiating, structuring, and overseeing the entitlement, litigation, and development of the Golden 1 Center, the Downtown Commons ("DOCO"), the digital media assets, and other real estate holdings.

In addition to his professional practice, Dorso is also an active member of the art and non-profit community having served for multiple years on the board of directors for the Sacramento Ballet Company, the Sacramento Zoo, Miyamoto Global Disaster Relief, Solar Cookers International, and CLARA – the E. Claire Raley Studios for the Performing Arts.

Dorso graduated in 2001 with a juris doctorate from Tulane Law School, with a specialty certificate in Sports Law, and in 1998 received his bachelor of arts degree from UC Davis in both History and Philosophy. He is an avid cyclist, runner, and outdoor enthusiast, and lives in downtown Sacramento.



MIKE WHITEHEAD
Senior Vice President, Finance

Michael is an accomplished sports executive with a proven track record of providing financial leadership and strategic thinking in order to meet and exceed business goals. In September 2017, he joined the Sacramento Kings as the SVP - Finance where he oversees finance, ticket operations and real estate operations for the Kings, Golden 1 Center and the company's other entertainment and real estate holdings.

Prior to joining the Kings, Michael owned MJW Sports Management Services, a sports consulting firm specializing in financial and operational advisory services. MJW Sports Management Services had several sports clients including the Kings, where he assisted management with several finance and operational matters surrounding the launch of the Golden 1 Center and surrounding mixed use development.

Prior to forming his consulting company, Whitehead worked as a finance executive for various sports organizations including the National Basketball Association, Madison Square Garden and Major League Soccer. Before his career in professional sports, Whitehead spent three years with the public accounting firm Ernst & Young LLP in New York.

Whitehead graduated with a degree in accounting and finance from Manhattan College and held his CPA in New York state.



STACY WEGZYN
Senior Vice President, Human Resources

Stacy Wegzyn begins her eleventh season with the Sacramento Kings. Wegzyn was the director, human resources for the Kings from 2001-08. She then served as HGA's associate vice president, human resources – West Coast for seven years, returning to the Kings in 2015.

In her current role, Wegzyn leads the human resources function by providing strategic direction and leadership in the areas of recruitment, employee relations, leadership development, organizational communications, labor relations, diversity and inclusion, legal compliance, wellness, and benefits administration.

With more than 20 years of human resources management experience, Wegzyn is certified as a senior professional in human resources by the Human Resources Certification Institute (SPHR) and as a senior certified professional by the Society for Human Resources Management (SHRM-SCP). Wegzyn earned a bachelor of public administration degree from Seattle University.

MANAGEMENT TEAM



ALEX RODRIGO
Senior Vice President and General Manager

Alex Rodrigo enters his second season with the Kings as Senior Vice President and General Manager of the state-of-the-art, award winning Golden 1 Center, the first indoor venue in the world to be certified as LEED Platinum – the highest level of recognition for environmentally conscious buildings. Alex is responsible for overseeing the execution of strategic plans for all arena sports and entertainment operations, special event management, design and construction, engineering, entertainment booking, security, guest services, food and beverage and expansion of various revenue opportunities inside and outside the Golden 1 Center and Downtown Commons (DOCO).

Prior to joining the Kings, Alex served five seasons as the Group Vice President of Sports and Entertainment for the St. Louis Blues (NHL), Enterprise Center and Peabody Opera House. He also spent one season with the St. Louis Cardinals (MLB) and Cordish Companies developing and operating the first phase of a $1 billion dining and entertainment district known as Ballpark Village (BPV).

Previously, Alex co-founded Colliers Internationals Las Vegas Mixed Use Development and Resort Properties Division in 2004. Alex also served eight years in the U.S. Air Force, where he was credentialed by the U.S. Secret Service Agency and served two Presidential administrations.

Alex is a member of the Urban Land Institute (ULI), International Association of Venue Managers (IAVM), American Legion and Veterans Association, and serves on the Board of Directors for Visit Sacramento.



LISA FEIGENBAUM
Vice President, Group, Premium Hospitality & Event Sales

Entering year six with the Kings organization, Lisa Feigenbaum is our VP of Group, Premium Hospitality and Event Sales. In her role, Feigenbaum oversees the strategy for Kings and Golden 1 Center Group sales, as well as the strategy for the arenas nearly 100 premium suites, lofts and balcony boxes, while also overseeing a team that focuses on renting the premiums spaces for private and corporate events ranging from 20 to over 1,000 people. Feigenbaum, 32, has implemented a Career Advancement Program that focuses on the growth of staff as well and has presented to the NBA on best practice topics, data and analytics to ticket sales.

The West Hartford, Connecticut, native has created Women Sports Network group for the Kings organization that focuses on women empowerment, growth, culture and comradery and she is very active in the Sacramento LGBT community.

Feigenbaum earned her bachelor's degree from Springfield College where she was a member of the rugby team.



TIM LEA
Vice President, Security Operations

Timothy Lea begins his second season as vice president of security operations. His responsibilities include the development, coordination and implementation of enterprise-wide security and crisis management strategies for the Sacramento Kings organization and the Golden 1 Center. He also oversees security operations for surrounding mixed-use entertainment and residential complex.

Prior to joining the Kings, Lea spent 20 years as a Special Agent with the U.S. Secret Service, completing his career as the Special Agent in Charge of the Office of Intergovernmental and Legislative Affairs. His work included the protection of various U.S. Presidents, Vice Presidents, foreign Heads of State & Government; the development of site security plans for venues of all sizes; and leading security planning operations for National Special Security Events. In addition, he spent time investigating complex financial crimes, counterfeit currency schemes, and protective intelligence threats.

A native of Wisconsin, Lea received his bachelor's degree and MBA from Concordia University Wisconsin, and a master's degree in National Security and Strategic Studies from the U.S. Naval War College.



MARITZA DAVIS
Vice President, Experience and Social Responsibility

Entering her second season with the Kings and fueled by the passion of creating unforgettable experiences, Maritza Davis has built a successful career by developing and executing hundreds of events and experiences that excite, entertain and transform community. Prior to being recruited by the Kings in 2018, Davis Co-Founded Unseen Heroes, an award-winning Event Marketing and Production Agency. Under her direction, she has worked to create unique event experiences, retail concepts and has built strong corporate, political and non-profit relationships.

After earning her B.A. of Communication with a Public Relations emphasis at CSU, Sacramento she started her career with Nordstrom and later joined the Hillstone Restaurant Group in Management.

She is a native of Sacramento and lives with her husband and three sons.



ERIC KING
Vice President, Technology Operations

Eric King is the Vice President of Technology for the Sacramento Kings and Golden 1 Center, where he is responsible for overseeing all technology for the world's most technologically advanced and sustainable arena. The 17,608-seat arena features a one of a kind 2,500 square foot, Tier-4 datacenter, connected to the arena with over 1,000 Wi-Fi Access Points, over 900 miles of fiber and CAT6a copper cabling and redundant 100 Gigabit internet connections. Together, these innovations have redefined the guest experience with industry-leading solutions. Golden 1 Center features cutting-edge technology that anticipates and responds to fans' needs on a hyper-individualized basis.

King has been with the Sacramento Kings organization since 2011 and served on the team that designed, developed and implemented the new arena's advance infrastructure. King has over 20 years of professional experience in project management.

A native to Illinois, King also served in the US Marine Corps prior to launching his career in Technology.



AMEE LILE-SCHROCK
Vice President & Controller, Finance

Amee Lile-Schrock joined the Kings in 2018. As a strategic leader and change agent, Amee creates and delivers value by overseeing finance, accounting and control initiatives supporting the Kings enterprise growth objectives. Serving as an executive partner and advisor to stakeholders on financial matters and their implications, Amee institutes and drives continuous improvement ensuring impactful outcomes.

Possessing 15+ years of corporate finance and accounting expertise (Sacramento Kings, E&J Gallo, Leprino Foods, Alcoa International), Amee prides herself on leading, inspiring and coaching organizations to achieve excellence by empowering team members to exceed performance objectives.

Serving as a thought leader, Amee actively spearheads professional development and financial standard improvements with the Women Sports Network (WSN), the Financial Executives International (FEI), and the International Institute of Management Accounts (IMA).

Attaining accounting honors from the University of the Pacific Eberhart School of Business and Lean Six Sigma Green Belt certification, Amee's exemplary academic and professional track record drives her to excel.

BACK TO TABLE OF CONTENTS

MANAGEMENT TEAM



ANDREW NICHOLSON
Vice President, Digital & Content

In his 14th season with the organization, Andrew Nicholson oversees the Digital and Content strategy for the Sacramento Kings, Kings Guard Gaming, Golden 1 Center, Stockton Kings and Downtown Commons, in addition to serving as an active member of the team's Diversity & Inclusion committee. Before arriving in Sacramento, Nicholson served one season with the Phoenix Suns and Mercury. The Minnesota native graduated from the University of Arizona, where he studied psychology and journalism. Connect with Andrew on Twitter: @A_Nicholson



JUSTIN PETKUS
Vice President, Ticket Sales & Services

Justin Petkus is entering his sixth season with the Kings and second as VP of Ticket Sales and Services. Petkus is responsible for overseeing the Ticket Sales and Service department which includes all Premium Courtside and Club seating in addition to all traditional Season Tickets and Plan Products. He joins the Kings after holding sales and leadership positions with teams across various sports leagues including the San Diego Padres, San Diego Chargers, and Los Angeles Clippers.

The Granite Bay native graduated from Del Oro High School and earned a degree in Finance from San Diego State University. His family of three including wife, Sherry, and daughter, Emilia, lives in Roseville.



BRIAN PLUMB
Vice President, Audio Visual & Production

Brian Plumb oversees the Audio and Video systems and staff required for events at the Golden 1 Center.

Brian spent 30 years working for KXTV-10 in Sacramento where he served as the Engineering Operations/Production Manager and the News Operations Manager. Brian then spent four years with CalPERS where he worked with the Office of Public Affairs and managed the Video and Live Event Communications unit before accepting a position with the Kings.

Brian grew up in the Sacramento area and currently resides in Fair Oaks with his wife Sandy and daughter Nicole.



JAMES RASMUSSEN
Vice President, Arena Programming

James Rasmussen enters his sixth season with the Golden 1 Center and first season as Vice President of Arena Programming. In this role, Rasmussen oversees event programming at Golden 1 Center including concerts, conferences, family shows, commencements and Kings games.

During his time with the venue, he has been nominated for Pollstar Venue Executive of the Year (2018), Pollstar Rising Star (2017) and IEBA Venue Executive of the Year (2017). Rasmussen began as a director before being promoted to senior director, then most recently vice president.

Prior to Sacramento, Rasmussen worked at ArenaNetwork in Los Angeles, consulting more than 50 arenas throughout North America on best entertainment booking processes.



JEFF RISLEY (RIZZ)
Vice President, Ticket Operations

Entering his 20th season with the Kings, Jeff is responsible for coordinating and overseeing all ticket operations for the Kings at Golden 1 Center and Stockton Kings at the Stockton arena in his role as vice president of ticket operations.

Having been in the sports ticket operations and services business for over 30 years, Jeff served as the ticket manager for the Los Angeles Clippers for five years before signing on with the Kings. Prior to that, he was the assistant ticket manager for the San Diego Chargers for two seasons and ticket manager for the San Diego Sockers (professional indoor soccer) for five years.

Risley, a San Diego native, earned a bachelor's of science degree in marketing from Humboldt state university. He resides in El Dorado Hills with his wife, Kari, daughters, Jordan (24), Josie Frances (22), Ally (21) and Lilly (17).



ARAN RUSH
Vice President, Arena Operations

Aran Rush begins his fifth season with the Kings and currently serves as the Vice President of Arena Operations. In his role, Rush provides direction and leadership over all aspects of facility operations, booking, guest experience, box office, event production, engineering and maintenance of Golden 1 Center. Focused on elevating the guest experience in the world's most technologically advanced arena. Golden 1 Center is the first professional sporting venue to be recognized as LEED Platinum by the US Green Building Council. Golden 1 Center was recognized by industry peers and named the Facility of the Year by the Sports Business Journal.

Rush has a bachelor's degree from Central Michigan University in Facility Management, a master's degree from St. Thomas University in Sports Administration and a certificate in executive leadership from Cornell University. He is a graduate of the Oglebay Facility Management School. He and his wife Carmen currently reside in Elk Grove and are proud parents of their son Liam and their daughter Isabella.

PLAYERS



0 | TREVOR ARIZA

POSITION: Forward
HEIGHT/WEIGHT: 6-8 / 215lbs
YEARS: 16th NBA Season
BEFORE NBA/COUNTRY: UCLA / USA
HIGH SCHOOL: Westchester (Los Angeles, CA)
BORN: 06/30/1985 (Miami, FL)

NBA REGULAR SEASON STATISTICS

YEAR-TEAM	G	MIN	FGM	FGA	PCT	FG3M	FG3A	PCT	FTM	FTA	PCT	OFF	DEF	TOT	AST	PF	DQ	STL	TO	BLK	PTS	RPG	APG	PPG
04-05 NY	80	1381	172	389	.442	3	13	.231	121	174	.695	89	153	242	85	150	0	70	73	18	468	3.0	1.1	5.9
05-06 NY/ORL	57	999	93	226	.412	1	5	.200	77	127	.606	78	140	218	61	100	1	57	62	11	264	3.8	1.1	4.6
06-07 ORL	57	1278	200	371	.539	0	7	.000	106	171	.620	98	151	249	65	134	1	59	84	19	506	4.4	1.1	8.9
07-08 ORL/LAL	35	546	69	136	.507	5	18	.278	49	75	.653	30	78	108	44	45	0	31	23	11	192	3.1	1.3	15.6
08-09 LAL	82	1999	274	596	.460	61	191	.319	120	169	.710	111	241	352	145	162	1	137	87	24	729	4.3	1.8	8.9
09-10 HOU	72	2629	394	999	.394	136	407	.334	148	228	.649	78	325	403	276	162	0	126	161	40	1072	5.6	3.8	14.9
10-11 NOH	75	2600	303	762	.398	82	271	.303	138	197	.701	61	347	408	162	180	0	120	118	31	826	5.4	2.2	11.0
11-12 NOH	41	1350	168	403	.417	29	87	.333	79	102	.775	41	174	215	135	73	0	69	76	25	444	5.2	3.3	10.8
12-13 WAS	56	1461	188	451	.417	76	209	.364	78	95	.821	44	222	266	113	72	0	72	84	20	530	4.8	2.0	9.5
13-14 WAS	77	2723	389	853	.456	180	442	.407	149	193	.772	99	376	475	191	179	2	126	132	20	1107	6.2	2.5	14.4
14-15 HOU	82	2930	366	910	.402	194	555	.350	122	143	.853	77	382	459	209	186	0	152	141	17	1048	5.6	2.5	12.8
15-16 HOU	81	2859	357	859	.416	185	499	.371	126	161	.783	67	299	366	188	177	0	160	113	26	1048	4.5	2.3	12.7
16-17 HOU	80	2773	326	798	.409	191	555	.344	93	126	.738	54	404	458	175	133	0	147	73	20	936	5.7	2.2	11.7
17-18 HOU	67	2269	268	651	.412	170	462	.368	76	89	.854	33	261	294	105	132	0	98	52	8	782	4.4	1.6	11.7
18-19 PHX/WAS	69	2349	294	736	.399	145	434	.334	130	164	.793	50	321	371	252	130	1	91	106	21	863	5.4	3.7	12.5
TOTALS	**1011**	**30159**	**3861**	**9140**	**.422**	**1458**	**4155**	**.351**	**1612**	**2214**	**.728**	**1010**	**3874**	**4884**	**2206**	**2019**	**6**	**1515**	**1385**	**316**	**10792**	**4.8**	**2.2**	**10.7**

NBA PLAYOFFS STATISTICS

YEAR-TEAM	G	MIN	FGM	FGA	PCT	FG3M	FG3A	PCT	FTM	FTA	PCT	OFF	DEF	TOT	AST	PF	DQ	STL	TO	BLK	PTS	RPG	APG	PPG
06-07 ORL	4	47	5	16	.313	0	0	---	1	4	.250	5	4	9	5	9	0	1	4	0	11	2.3	1.3	2.8
07-08 LAL	8	45	7	12	.583	1	4	.250	2	4	.500	3	8	11	1	7	0	1	1	1	17	1.4	0.1	2.1
08-09 LAL	23	722	92	185	.497	40	84	.476	36	64	.563	22	75	97	54	73	0	36	38	10	722	4.2	2.3	11.3
10-11 NOH	6	241	35	85	.412	7	21	.333	16	22	.727	7	32	39	20	16	0	8	7	3	93	6.5	3.3	15.5
13-14 WAS	11	407	52	108	.481	25	56	.446	21	27	.778	21	77	98	19	26	0	17	14	4	150	8.9	1.7	13.6
14-15 HOU	17	655	75	176	.426	36	96	.375	38	42	.905	18	91	109	44	51	0	30	23	2	224	6.4	2.6	13.2
15-16 HOU	5	181	13	51	.255	4	28	.143	3	4	.750	7	14	21	4	16	0	13	12	1	33	4.2	0.8	6.6
16-17 HOU	11	413	41	97	.423	23	61	.377	13	14	.929	8	48	56	23	25	0	14	9	2	118	5.1	2.1	10.7
17-18 HOU	17	582	50	139	.360	26	91	.286	23	31	.742	9	56	65	22	44	0	19	10	2	149	3.8	1.3	8.8
TOTALS	**102**	**3293**	**370**	**869**	**.426**	**162**	**441**	**.367**	**153**	**212**	**.722**	**100**	**405**	**505**	**192**	**267**	**0**	**139**	**118**	**25**	**1055**	**5.0**	**1.9**	**10.3**

TRANSACTIONS/CAREER NOTES: An early entrant candidate selected in the second round (43rd overall) of the 2004 NBA Draft by the New York Knicks after one season at UCLA ... Acquired in a trade by the Magic along with Anfernee "Penny" Hardaway from New York for Steve Francis (2/22/06) ... Acquired in a trade by the Lakers from Orlando for Brian Cook and Maurice Evans ... Exercised his player option extending contract with Los Angeles (6/15/08) ... Signed a contract with Houston (7/8/09) ... Acquired by the Hornets in a four-team trade from Houston, that sent Troy Murphy to New Jersey, Courtney Lee to Houston and Darren Collison and James Posey to Indiana (8/11/10) ... Acquired in a trade by the Wizards along with Emeka Okfaor from New Orleans for Rashard Lewis and a 2012 second round draft pick (6/20/12) ... Exercised his player option extending contract with Washington (6/26/13) ... Signed a contract with Washington (7/14/14) ... Acquired by the Rockets in a three-team trade from Washington, which sent Alonzo Gee, Scotty Hopson and a 2015 first round draft pick to Houston, Omer Asik, Omri Casspi and cash consideration to New Orleans and Melvin Ely and a trade exception to Washington (7/15/14) ... Signed a contract with Phoenix (7/6/18) ... Acquired in a trade by the Wizards from Phoenix for Kelly Oubre Jr. and Austin Rivers (12/17/18) ... Signed a contract with Sacramento (7/7/19).

NBA HONORS/AWARDS: 2009 NBA Finals Champion with the Los Angeles Lakers.

NBA CAREER: Averaging 10.7 ppg (.422 FG%, .351 3pt%, .728 FT%), 4.8 rpg, 2.2 apg, 1.5 rpg and 29.8 mpg in 1,011 career NBA games (710 starts) over 15 seasons with six teams: New York (2004-06), Orlando (2005-08), Los Angeles Lakers (2007-09), Houston (2009-10, 2015-18), Phoenix (2018-19) and Washington (2018-19) ... 35th in career 3-pointers (1,458) and 44th in career steals in NBA history with (1,515) ... Fourth

ARIZA'S CAREER HIGHS					
MIN:	57	01/13/10	MIN	@	HOU
FGM:	14	03/01/14	WAS	@	PHI
FGA:	23 (2)	03/01/14	WAS	@	PHI
3FGM:	10	02/12/14	WAS	@	HOU
3FGA:	14 (4)	01/24/18	HOU	@	DAL
FTM:	10	02/25/07	HOU	@	ORL
FTA:	12 (2)	02/25/07	HOU	@	ORL
OREB:	8	01/25/05	PHX	@	NYK
DREB:	12 (3)	01/21/19	DET	@	WAS
REB:	15	11/21/12	WAS	@	ATL
AST:	11	02/29/16	HOU	@	MIL
STL:	6 (7)	12/18/18	WAS	@	ATL
TO:	7	01/02/10	HOU	@	NOH
BLK:	4	03/17/10	MEM	@	HOU
PTS:	40	03/01/14	WAS	@	PHI

ARIZA'S PLAYOFF CAREER HIGHS					
MIN:	46	05/05/17	SAS	@	HOU
FGM:	10	04/27/14	CHI	@	WAS
FGA:	18	05/26/18	HOU	@	GSW
3FGM:	6 (3)	05/17/15	LAC	@	HOU
3FGA:	12 (2)	05/05/15	SAS	@	HOU
FTM:	6 (2)	05/06/15	LAC	@	HOU
FTA:	8	05/21/09	DEN	@	LAL
OREB:	5	05/09/14	IND	@	WAS
DREB:	10 (4)	05/06/15	LAC	@	HOU
REB:	15	05/09/14	IND	@	WAS
AST:	9	04/21/09	UTA	@	LAL
STL:	4 (5)	04/23/17	HOU	@	OKC
TO:	4 (2)	05/04/15	LAC	@	HOU
BLK:	2 (4)	04/22/11	LAL	@	NOH
PTS:	30	04/27/14	CHI	@	WAS

most career steals among active players ... One of five active players in The Association with 10,000-plus career points and 1,500 or more career steals ... Ranks second in 3-pointers, sixth in 3-pointers made per game (2.3), fifth in steals (683) and third in steals per game (1.8) amongst Rockets career franchise leaders.

NBA Playoffs: Averaging 10.3 ppg (.426 FG%, .367 3pt%, .722 FT%), 5.0 rpg, 1.9 apg, 1.4 spg and 32.3 mpg in 102 career playoff games (90 starts) with five teams: Orlando (2006-07), Los Angeles Lakers (2007-08 - 2008-09), New Orleans (2010-11), Washington (2013-14) and Houston (2014-15 - 2017-18) ... 32nd on the All-Time Playoffs Leaders list in 3-point field goals with 162 as he ranks 14th in playoff 3-pointers among active players ... Tied for 12th in career steals (139) during the playoffs amongst active players with Kevin Durant ... Ranks ninth in steals per game (1.5), seventh in steals (76), fifth in 3-pointers made (89), 10th in 3s per game (1.8) and tied for ninth in free throw percentage (.846) on the Rockets franchise postseason leaders list.

2018-19 (Phoenix/Washington): Averaged 12.5 ppg (.399 FG%, .334 3pt%, .793 FT%), 5.4 rpg, 3.7 apg, 1.3 spg and 34.0 mpg in 69 games (69 starts) ... Traded from the Phoenix Suns to the Washington Wizards on Dec. 17, 2018 in exchange for Kelly Oubre Jr. and Austin Rivers ... Averaged 9.9 ppg (.379 FG%, .360 3pt%, .837 FT%), 5.6 rpg, 3.3 apg, 1.5 spg and 34.0 mpg in 26 games (26 starts) with the Suns ... Led Phoenix in rebounding in three games and in assists in five games ... Averaged 14.1 ppg (.409 FG%, .322 3pt%, .777 FT%), 5.3 rpg, 3.8 apg, 1.2 spg and 34.1 mpg in 43 games (43 starts) with the Wizards ... Led Washington in scoring in three games, in rebounding in four games and in assists in four games ... Scored in double figures in 45 games, including 13 games with 20-plus points ... Collected 10 or more rebounds in four games ... Recorded five double-doubles ... Missed 13 games ... Inactive for two games due to personal reasons (11/14/18, 11/17/18) ... Did not play in one game due to coach's decision (12/11/18) ... Inactive in one game due to coach's decision (12/15/18) ... Did not dress in two games due to a left groin strain (3/21/19, 4/9/19) ... Inactive in six games due to a left groin strain (3/23/19, 3/29-4/7/19) ... Did not play due to a left groin strain (3/27/19) ... **Top Single-Game Performances:** Scored 14 points vs. San Antonio (10/31/18) as he reached 10,000 points for his career ... Posted 10 points, seven rebounds, five assists and three steals at Philadelphia (11/19/18) as he eclipsed 2,000 assists for his NBA career ... Totaled 19 points, eight rebounds, four assists and a career-high tying six steals at Atlanta (12/18/18) ... Notched 24 points as he went 8-for-16 from the field while adding nine assists and seven rebounds vs. Charlotte (12/19/18) ... Totaled 23 points on 8-of-16 shooting from the field to go with 10 assists and nine rebounds for a near triple-double vs. Toronto (1/13/19) ... Collected 12 rebounds, all on the defensive glass, tying a career-high in defensive boards to go with 20 points in a win vs. Detroit (1/21/19) ... Tallied 14 point, three rebounds and three steals in a win vs. Cleveland (2/8/19) as he surpassed 1,500 career steals ... Scored a season-high tying 27 points as he went 8-for-13 from the field and 7-of-11 from beyond the arc at Minnesota (3/9/19).

2017-18 (Houston): Averaged 11.7 ppg (.412 FG%, .368 3pt%, .854 FT%), 4.4 rpg, 1.6 apg, 1.5 spg and 33.9 mpg in 67 games (67 starts) ... Ranked first in steal-to-turnover ratio (1.88) in the NBA ... Scored in double figures in 42 games, including seven games with 20-plus points ... Grabbed 10 or more rebounds in one game ... Notched one double-double ... Missed 15 games ... Inactive in one game due to a left midfoot sprain (10/25/17) ... Did not dress in one game due to a left midfoot sprain (10/27/17) ... Not with team for two games due to league suspension (1/18/18, 1/20/18) ... Inactive in three games due to a left hamstring strain (1/30-3/3/18) ... Did not dress in two games due to a left hamstring strain (2/6/18, 2/13/18) ... Did not play in one game due to a sore left leg (2/7/18) ... Did not play in three games due to a left hamstring strain (2/9/18, 2/11/18, 2/14/18) ... Did not play in one game due to rest (4/3/18) ... Inactive in one game due to a sore left leg (4/11/18) ... **Top Single-Game Performances:** Posted a double-double with 18 points, 11 rebounds, three assists and four steals vs. Los Angeles (12/20/17) ... Shot 9-of-15 from the field as he made six of his 10 3-point field goal attempts for 26 points in a win vs. Los Angeles (12/31/17) ... Tallied 21 points going 6-of-12 from the field to go with six boards and four steals in a win vs. Chicago (3/27/18).

2018 NBA Playoffs: Averaged 8.8 ppg (.360 FG%, .286 3pt%, .742 FT%), 3.8 rpg, 1.3 apg, 1.1 spg and 34.2 mpg in 17 games (17 starts) ... Scored in double digits in seven games ... **Top Single-Game Performances:** Notched 16 points, four rebounds and three assists as he added four 3-pointers in a win vs. Minnesota (4/25/18) ... Posted 19 points as he went 7-for-9 from the field to go with four boards, six assists and two steals in a win vs. Golden State (5/16/18).

2016-17 (Houston): Averaged 11.7 ppg (.409 FG%, .344 3pt%, .738 FT%), 5.7 rpg, 2.2 apg, 1.8 spg and 34.7 mpg in 80 games (80 starts) ... Ranked 14th in 3-pointers made (191), third in steals (147), sixth in steals per game (1.84) and second in steal-to-turnover ratio (2.01) ... Scored in double figures in 51 games, including six contests with 20 or more points ... Grabbed 10-plus boards in five games .. Recorded five or more steals in four outings ... Tallied three double-doubles ... Missed two games ... Not with team for one game due to personal reasons (4/2/17) ... Inactive in one game due to rest (4/9/17) ... **Top Single-Game Performances:** Shot 8-of-12 from the field, including five makes from beyond the arc in a win at Dallas (10/28/16) ... Posted a double-double with 18 points, 10 rebounds, three assists and two steals in a win at Sacramento (11/25/16) ... Scored 24 points as he went 9-for-11 from the floor and made a season-high tying six 3-point field goals on eight attempts to go with six rebounds, six assists and three steals in a win vs. Oklahoma City (3/26/17).

2017 NBA Playoffs: Averaged 10.7 ppg (.423 FG%, .377 3pt%, .929 FT%), 5.1 rpg, 2.1 apg, 1.3 spg and 37.5 mpg in 11 games (11 starts) ... Scored in double digits in five games ... **Top Single-Game Performances:** Recorded 14 points, five boards, four steals and three assists in a win at Oklahoma City (4/23/17) ... Made seven of his 14 field goal attempts and went 5-for-10 from 3-point range for 23 points in a win at San

TREVOR ARIZA

Antonio (5/1/17) ... Totaled 16 points, six rebounds, five assists and two steals in a win vs. San Antonio (5/7/17).

2015-16 (Houston): Averaged 12.7 ppg (.416 FG%, .371 3pt%, .783 FT%), 4.5 rpg, 2.3 apg, 2.0 spg and 35.3 mpg in 81 games (81 starts) ... Ranked fourth in steals (160), sixth in steals per game (1.98), 12th in 3-point makes (185) and fourth in minutes played (2,859) in the NBA ... Scored 10+ points in 53 contests, including seven games with 20 or more points and one game with 30-plus points ... Grabbed 10 or more rebounds in one game ... Dished out 10-plus assists in one game ... Collected one double-double ... Missed one game ... Did not dress in one game due to a bruised lower back ... **Top Single-Game Performances:** Went 11-for-16 from the field as he shot 8-of-12 from 3-point range for a season-high 31 points to go with five rebounds, three assists and three steals in a win at New Orleans (1/25/16) ... Posted 25 points, six rebounds, five steals and three assists in a win at Phoenix (2/19/16) ... Recorded a double-double with 20 points and a career-high 11 assists to go with eight boards and two steals at Milwaukee (2/29/16).

2016 NBA Playoffs: Averaged 6.6 ppg (.255 FG%, .143 3pt%, 3-4 FT), 4.2 rpg, 0.8 apg, 2.6 spg and 36.2 mpg in five games (5 starts) ... **Top Single-Game Performance:** Scored nine points and added eight rebounds, four steals and one assist at Golden State (4/16/16).

2014-15 (Houston): Averaged 12.8 ppg (.402 FG%, .350 3pt%, .853 FT%), 5.6 rpg, 2.5 apg, 1.9 spg and 35.7 mpg in 82 games (82 starts) ... Ranked seventh in 3-point field goals (194), fourth in steals (152), tied for seventh in steals per game and third in minutes played (2,930) in the NBA ... Scored in double figures in 58 games, including seven contests with 20 or more points ... Grabbed 10-plus boards in five games ... Notched five or more steals in three outings ... Posted three double-doubles ... **Top Single-Game Performances:** Recorded 24 points, six rebounds, seven assists and two steals in a win at Philadelphia (11/3/14) ... Scored 24 points as he went 9-for-21 from the field and 6-of-10 from beyond the arc to go with six boards, three assists and three steals in a win vs. Milwaukee (2/6/15) ... Totaled 15 points, 12 rebounds, five assists and two steals for a double-double vs. Phoenix (3/21/15).

2015 NBA Playoffs: Averaged 13.2 ppg (.426 FG%, .375 3pt%, .905 FT%), 6.4 rpg, 2.6 apg, 1.8 spg and 38.5 mpg in 17 games (17 starts) ... Scored in a double digits in 12 games ... Grabbed 10+ rebounds in three games ... Totaled two double-doubles ... **Top Single-Game Performances:** Posted 15 points to go with 13 rebounds, including a playoff career-high tying 10 defensive rebounds in a win vs. the LA Clippers (5/6/15) ... Collected 22 points, eight boards, three assists and three steals in a win vs. the LA Clippers (5/12/15) ... Recorded 22 points, seven rebounds, three assists and two steals as he shot 6-for-14 as he tied his playoffs career-high with six 3-pointers in a win vs. the LA Clippers (5/17/15).

2013-14 (Washington): Averaged 14.4 ppg (.456 FG%, .407 3pt%, .772 FT%), 6.2 rpg, 2.5 apg, 1.6 spg and 35.4 mpg in 77 games (77 starts) ... Set new single season career-highs in rebounds per game and 3-point shooting percentage ... Ranked 14th in 3-pointers made (180), 13th in steals (126), 13th in steals per game (1.6) and 16th in 3-point field goal percentage (.407) in the NBA ... Scored in double figures in 58 games, including 18 games with 20+ points, one game with 30 or more points and one game with 40-plus points ... Grabbed 10-plus boards in five games ... Notched five or more steals in three outings ... Posted three double-doubles ... Missed five games ... Did not play in four games due to a strained right hamstring (11/16/13, 11/20-11/23/13) ... Did not dress in one game due to a strained right hamstring (11/19/13) ... **Top Single-Game Performances:** Collected 10 rebounds to go with 28 points and three assists at Detroit (10/13/13) ... Tied his career-high with six steals while adding 15 points, 11 rebounds and four assists in a win at Detroit (12/30/13) ... Notched 23 points, 14 rebounds, five steals and two assists vs. Houston (1/11/14) ... Set the Wizards franchise record with 10 3-point field goals made as he went 7-for-7 from long distance in the third quarter and made eight consecutive shots from 3-point range, totaling 32 points, 11 rebounds, three assists, three steals and one block at Houston (2/12/14) as he was just the second player in NBA history with 10 3-pointers and 10 rebounds; Donyell Marshall (3/13/05, PHI vs. TOR) and James Harden (1/3/19, HOU vs. GSW) are the other two players ... Scored a career-best 40 points as he set career-highs with 14 field goals on 23 attempts to go with three assists and four steals in a win at Philadelphia (3/1/14).

2014 NBA Playoffs: Averaged 13.6 ppg (.481 FG%, .446 3pt%, .778 FT%), 8.9 rpg, 1.7 apg, 1.5 spg and 37.0 mpg in 11 games (11 starts) ... Scored in double figures in seven games ... Grabbed 10+ rebounds in three games, including 15 boards in one game ... Totaled three double-doubles ... **Top Single-Game Performances:** Recorded 16 points and 11 rebounds for a double-double vs. Chicago (4/25/14) ... Scored a playoff career-high 30 points as he went 10-for-17 from the field and 6-of-10 from beyond the arc while adding eight boards and two steals in a win vs. Chicago (4/27/14) ... Collected a playoff career-high 15 rebounds to go with 12 points and three steals vs. Indiana (5/9/14).

2012-13 (Washington): Averaged 9.5 ppg (.417 FG%, .364 3pt%, .821 FT%), 4.8 rpg, 2.0 apg, 1.3 spg and 26.3 mpg in 56 games (15 starts) ... As a starter, averaged 8.5 ppg (.366 FG%, .268 3pt%, .833 FT%), 4.5 rpg, 2.4 apg, 1.8 spg, 0.5 bpg and 25.0 mpg in 15 games ... As a reserve, averaged 9.8 ppg (.438 FG%, .387 3pt%, .817 FT%), 4.9 rpg, 1.9 apg, 1.1 spg and 26.7 mpg in 41 games ... Scored in double figures in 24 games, including four contests with 20 or more points ... Grabbed 10-plus boards in two games, including one game with 15 rebounds ... Posted two double-doubles ... Missed 26 games ... Not with team in three games due to (12/7/12, 12/11/12, 12/12/12) with a left calf strain ... Did not dress in 11 games due to a left calf strain (12/8/12, 12/14/12, 12/18/12, 12/21/19-1/4/13) ... Did not play in three games due to a left calf strain (12/15/12, 12/19/12, 1/6/13) ... Did not play in three games due to a sore left knee (3/16/13, 4/9/13, 4/15/13) ... Not with team for one game due to the flu (3/23/13) ... Did not dress in two games due to the flu (3/25/13, 3/27/13) ... **Top Single-Game Performances:** Scored 12 points while adding a career-high 15 rebounds at Atlanta (11/21/12) ... Notched 16 points, seven rebounds and six assists at Minnesota (3/6/13) ... Recorded 26 points and 10 rebounds as he went 7-for-11 from the field, adding five 3-pointers and going 7-of-8 from the charity stripe vs. Charlotte (3/9/13) ... Made nine field goals on 15 attempts, including seven 3-pointers for 25 points in a win at Los Angeles (3/22/13).

2011-12 (New Orleans): Averaged 10.8 ppg (.417 FG%, .333 3pt%, .775 FT%), 5.2 rpg, 3.3 apg, 1.7 spg, 0.6 bpg and 32.9 mpg in 41 games (41 starts) ... Scored in double figures in 20 games, including five games with 20 or more points ... Grabbed 10-plus boards in two games, including one game with 15 rebounds ... Posted two double-doubles ... Missed 25 games ... Missed eight games with a groin strain, five with a sore right ankle and two due to illness ... **Top Single-Game Performances:** Scored 26 points and added seven rebounds, four assists and three steals at Detroit (2/4/12) ... Shot 9-for-18 from the field for 23 points while tallying nine rebounds, five assists and two steals vs. Portland (2/10/12) ... Recorded 25 points, eight rebounds, four assists, three steals and one block in a win vs. New York (2/17/12).

2010-11 (New Orleans): Averaged 11.0 ppg (.398 FG%, .303 3pt%, 701 FT%), 5.4 rpg, 2.2 apg, 1.6 spg and 34.7 mpg in 75 games (75 starts)

BACK TO TABLE OF CONTENTS

... Ranked 14th in steals (120) and ninth in steals per game in the NBA ... Scored in double figures in 47 games, including three games with 20 or more points ... Grabbed 10-plus boards in four games ... Posted three double-doubles ... Missed seven games ... Missed eight games with a groin strain, five with a sore right ankle and two due to illness ... **Top Single-Game Performances:** Notched 21 points, nine rebounds, three steals and two assists vs. New York (12/3/10) ... Totaled 22 points on 10-of-16 shooting to go with six rebounds and five steals in a win at Washington (1/1/11) ... Recorded 15 points and 10 rebounds vs. Golden State (1/5/11) ... Posted 21 points, eight rebounds, four assists and three steals in a win vs. Phoenix (4/8/11).

2011 NBA Playoffs: Averaged 15.5 points (.412 FG%, .333 3pt%, .727 FT%), 6.5 rpg, 3.3 apg, 1.3 spg and 40.2 mpg in six games (6 starts) ... Posted double figures in scoring in five games, including two games with 20+ points ... Recorded 10 or more rebounds in one game ... Collected one double-double ... **Top Single-Game Performances:** Shot 8-for-15 from the floor as he scored 22 points while adding seven rebounds and three assists at Los Angeles (4/20/11) ... Scored 22 points as he recorded two rebounds, three assists and three steals at Los Angeles (4/26/11) ... Secured a double-double with 12 points, 12 rebounds, three assists, four steals and two blocks vs. Los Angeles (4/28/11).

2009-10 (Houston): Averaged 14.9 ppg (.394 FG%, .334 3pt%, .649 FT%), 5.6 rpg, 3.8 apg, 1.8 spg, 0.6 bpg and 36.5 mpg in 72 games (71 starts) ... As a starter, averaged 14.9 ppg (.396 FG%, .333 3pt%, .646 FT%), 5.6 rpg, 3.9 apg, 1.7 spg, 0.6 bpg and 36.6 mpg in 71 games ... As a reserve, recorded 13 points (4-13 FG, 3-7 3pt, 2-2 FT), three rebounds, two assists and two steals in 28 minutes in one game ... Ranked 19th in 3-pointers made, ninth in steals (126), and sixth in steals per game (1.8) in the NBA ... Scored in double figures in 57 games, including 12 contests with 20 or more points and two games with 30+ plus points ... Grabbed 10-plus boards in six games ... Notched five or more steals in one outing ... Posted six double-doubles, including his only career triple-double ... Missed 10 games ... Not with team for one game due to league suspension (12/15/09) ... Not with team for one game due to a left hip pointer (2/9/10) ... Inactive in seven games with a severe left him pointer (2/24-3/7/10) ... Did not dress in one game due to flu-like symptoms ... **Top Single-Game Performances:** Totaled 33 points as he went 11-for-17 from the field and 5-of-8 from 3-point range in a win vs. Portland (10/31/09) ... Posted 28 points, six rebounds, five assists and five steals at Sacramento (11/13/09) ... Hit 11 of his 20 field goal attempts, including five 3-point field goals while adding eight rebounds, six assists and two steals in a win vs. Oklahoma City (12/19/09) ... Set a new career-best with four blocks while adding seven points and three rebounds in a win vs. Memphis (3/17/10) ... Scored 26 points to go with 10 rebounds, 10 assists and two blocks vs. New Orleans (4/14/10) marking his first career triple-double.

2008-09 (Los Angeles): Averaged 8.9 ppg (.460 FG%, .319 3pt%, .710 FT%), 4.3 rpg, 1.8 apg, 1.7 spg and 24.4 mpg in 82 games (20 starts) ... As a starter, averaged 10.1 ppg (.479 FG%, .294 3pt%, .806 FT%), 4.4 rpg, 1.5 apg, 1.9 spg and 27.9 mpg in 20 games ... As a reserve, averaged 8.5 ppg (.452 FG%, .329 3pt%, .684 FT%), 4.3 rpg ,1.9 apg, 1.6 spg and 23.2 mpg in 62 games ... Ranked seventh in steals (137), ninth in steals per game and 11th in defensive rating (102.2) in the NBA... Scored in double figures in 40 games, including one game with 20 or more points ... Grabbed 10-plus boards in one contest ... Notched five or more steals two times ... Posted one double-double ... **Top Single-Game Performances:** Collected his only double-double with 11 points, 11 rebounds, five assists and three steals in a win vs. Sacramento (11/23/09) ... Notched 12 points going 5-of-8 from the floor and posting nine rebounds, five steals and two assists in a win vs. Utah (1/2/09) ... Had a season-high 26 points on 9-of-13 shooting while adding three boards, three steals and two assists in a win vs. Dallas (3/15/09) ... Went 6-of-7 from the field and made two of his three attempts from beyond the arc for 14 points while recording five rebounds, three assists one steal and one block in a win at Houston (1/13/09).

2009 NBA Playoffs: Averaged 11.3 ppg (.497 FG%, .476 3pt%, .563 FT%), 4.2 rpg, 2.3 apg, 1.6 spg and 31.4 mpg in 23 games (23 starts) ... Averaged 11.0 points (.357 FG%, .417 3pt%, .500 FT%), 6.0 rpg, 1.6 apg, 1.8 spg and 37.6 mpg in five NBA Finals games helping the Lakers secure the 2009 NBA Finals Championship ... Scored in a double digits in 14 games, including two games with 20 or more points ... Grabbed 10+ rebounds in three games ... Totaled two double-doubles ... **Top Single-Game Performances:** Scored 21 points as he went 8-for-10 from the field and 3-of-4 from 3-point range in a win vs. Utah (4/19/09) ...Recorded 13 points and a playoff career-best nine assists in a win vs. Utah (4/21/09) ... Knocked down six field goals on seven tries while going 6-for-8 from the free throw line for 20 points to go with four steals, three rebounds and two assists vs. Denver (5/21/09) ... Posted 15 points, five rebounds and two steals in a championship clinching win at Orlando (6/14/09).

2007-08 (Orlando/Los Angeles): Averaged 5.5 ppg (.507 FG%, .278 3pt%, .653 3pt%), 3.1 rpg, 1.3 apg, 0.9 spg and 15.6 mpg in 35 games (3 starts) ... As a starter, averaged 11.3 ppg (.600 FG%, 0-3 3pt, 4-11 FT), 5.0 rpg, 3.3 apg, 1.7 spg, 0.7 bpg and 31.3 mpg in three games ... As a reserve, averaged 4.9 ppg (.486 FG%, 5-15 3pt, .703 FT%), 2.9 rpg, 1.1 apg, 0.8 spg and 14.1 mpg in 32 games ... Traded from the Orlando Magic to the Los Angeles Lakers on Nov. 20, 2007 in exchange for Brian Cook and Maurice Evans ... Averaged 3.3 ppg (.452 FG%, 0-3 3pt, 8-15 FT), 2.2 rpg, 0.7 apg, 0.5 spg and 10.5 mpg in 11 games (0 starts) with the Magic ... Averaged 6.5 ppg (.524 FG%, .333 3pt%, .683 FT%), 3.5 rpg, 1.5 apg, 1.1 spg and 18.0 mpg in 24 games (3 starts) with the Lakers... As a reserve for Los Angeles, averaged 5.8 ppg (.500 FG%, 5-12 3pt, .755 FT%), 3.3 rpg, 1.2 apg, 1.0 spg and 16.0 mpg in 21 games ...Scored in double figures in eight games ... Grabbed 10-plus boards in one contest ... Posted one double-double ... Missed 50 games ... Inactive in 31 games due to a fractured right foot (1/21-2/24/08, 3/21-3/24/08, 3/28-4/15/08) ... Did not dress in eight games due to a fractured right foot (2/26/08, 2/28/08, 3/2/08, 3/7-3/11/08, 3/16/08, 3/26/08) ... Not with team in four games due to a fractured right foot (2/29/08, 3/4/08, 3/14/08, 3/18/08) ... Did not play in one game due to a fractured right foot (3/20/08) ... **Top Single-Game Performances:** Scored 11 points to go with three rebound and two assists vs. Phoenix (11/10/07) ... Posted 11 points and 11 rebounds in a win vs. Seattle (11/13/07) ... Recorded a season-high 15 points as he went 5-for-5 from the field and 5-of-6 from the free throw line while adding five rebounds, four assists and four steals in a win at Minnesota (12/4/07) ... Went 7-for-10 from the line and totaled 11 points, four boards, two assists, one steal and one block in a win vs. Golden State (12/9/07) ... Tallied 14 points and seven boards going 7-for-12 from the floor in a win vs. Phoenix (12/25/07).

2008 NBA Playoffs: Averaged 2.1 ppg (7-12 FG, 1-4 3pt, 2-4 FT), 1.4 rpg and 5.7 mpg in eight games (0 starts) ... Averaged 2.6 ppg (5-9 FG, 1-3 3pt, 2-4 FT), 1.8 rpg and 7.0 mpg in five games during the 2008 NBA Finals for the Lakers ... Missed 12 games ... Inactive in 10 games due to a fractured right foot (4/23-5/21/08) ... **Top Single-Game Performance:** Totaled six points, five rebounds, one steal and one block vs. Boston (6/12/08).

TREVOR ARIZA

2006-07 (Orlando): Averaged 8.9 ppg (.539 FG%, 0-7 3pt, .620 FT%), 4.4 rpg, 1.1 apg, 1.0 spg and 22.4 mpg in 57 games (7 starts) ... As a starter, averaged 10.4 ppg (.534 FG%, 0-1 3pt, .478 FT%), 4.6 rpg, 2.0 apg, 1.7 spg and 29.0 mpg in seven games ... As a reserve, averaged 8.7 ppg (.540 FG%, 0-6 3pt, .642 FT%), 4.3 rpg, 1.0 apg, 0.9 spg and 21.5 mpg in 50 games ... Scored in double figures in 24 games, including two games with 20 points or more ... Grabbed 10-plus boards in one contest ... Collected one double-double ... Missed 25 games ... Inactive in five games due to a sore right foot (11/1-11/8/06) ... Inactive in 19 games due to sprained MCL in his right knee (1/12-2/21/07) ... **Top Single-Game Performances:** Scored 23 points on 9-of-15 shooting and tallied six rebounds, four assists and two steals vs. Golden State (12/22/06) ... Recorded his lone double-double of the season with 16 points, 10 boards, three assists, two steals and one block in a win vs. Miami (12/30/06) ... Knocked down a career-high 10 free throws on a career-high tying 12 free throw attempts for 14 points in addition to five rebounds and two assists vs. Houston (2/25/07) ... Went 8-of-14 from the field as he posted 18 points, six rebounds and two blocks vs. Minnesota (4/1/07).

2007 NBA Playoffs: Averaged 2.8 ppg (5-16 FG, 1-4 FT), 2.3 rpg, 1.3 apg and 11.8 mpg in four games (4 starts) ... **Top Single-Game Performance:** Totaled four points, two rebounds and one assist vs. Detroit (4/26/07).

2005-06 (New York/Orlando): Averaged 4.6 pg (.412 FG%, 1-5 3pt, .545 FT%), 3.8 rpg, 1.1 apg, 1.0 spg and 17.5 mpg in 57 games (10 starts) ... As a starter, averaged 5.6 ppg (.488 FG%, .533 FT%), 4.5 rpg, 2.1 apg, 1.8 spg and 24.9 mpg in 10 games ... As a reserve, averaged 4.4 ppg (.395 FG%, 1-5 3pt, .629 FT%), 3.7 rpg 0.9 apg, 0.8 spg and 16.0 mpg in 47 games ... Traded from the New York Knicks to the Orlando Magic along with Anfernee "Penny" Hardaway in exchange for Steve Francis ... Averaged 4.6 ppg (.418 FG%, 1-3 3pt, .545 FT%), 3.8 rpg, 1.3 apg, 1.2 spg and 19.7 mpg in 36 games (10 starts) with the Knicks ... As a starter for New York, averaged 5.6 ppg (.488 FG%, .533 FT%), 4.5 rpg, 2.1 apg, 1.8 spg and 24.9 mpg in 10 games ... As a reserve for New York, averaged 4.2 ppg (.390 FG%, 1-3 3pt, .553 FT%), 3.5 rpg, 1.0 apg, 1.0 spg and 17.7 mpg in 26 games ... Averaged 4.7 ppg (.400 FG%, 0-2 3pt, .700 FT%), 3.9 rpg, 0.8 spg and 13.8 mpg in 21 games (0 starts) with the Magic ... Scored in double figures in seven games ... Grabbed 10-plus boards in three outings ... Posted two double-doubles ... Missed 25 games ... Inactive in 12 games (1/13/06, 1/25-1/28/06, 2/5-2/12), including two games due to back spasms (1/30/06, 1/31/06) ... Did not play in 12 games (12/2/05, 1/2/06. 1/10/06, 2/15/06, 2/24/06, 2/26/06, 3/1/06, 3/3/06, 3/6-3/15/06) ... **Top Single-Game Performances:** Recorded season-highs with 13 points and six assists as he went 6-of-10 from the field in a win at Sacramento (11/13/05) ... Finished with 11 points and 11 rebounds as he made seven free throws on eight attempts in a win vs. Philadelphia (3/24/06) ... Notched a double-double with 13 points and 12 boards while adding two assists and two steals at Indiana (4/19/06).

2004-05 (New York): Averaged 5.9 ppg (.442 FG%, 3-13 3pt, .695 3pt%), 3.0 rpg, 1.1 apg, 0.9 spg and 17.3 mpg in 80 games (12 starts) ... As a starter, averaged 10.2 ppg (.475 FG%, 0-1 3pt, .684 FT%), 4.1 rpg, 1.8 apg, 1.1 spg and 26.3 mpg in 12 games ... As a reserve, averaged 5.1 ppg (.431 FG%, 3-12 3pt, .699 FT%), 2.8 rpg, 0.9 apg, 0.8 spg and 15.7 mpg in 68 games ... Among rookies, ranked tied for sixth in steals per game and eighth in steals (70) ... Scored in double figures 18 games, including one game with 20+ points ... Grabbed 10-plus boards in two contests ... Recorded one double-double ... Missed two games ... Did not play in two games (12/15/04, 4/12/05) ... **Top Single-Game Performances:** Tallied 14 points, eight rebounds, three assists and two steals in a win vs. Philadelphia (11/9/04) ... Totaled 18 points, nine rebounds, two assists, one steal and one block at Chicago (1/15/050) ... Posted his first career double-double as he went 9-for-20 from the field for 21 points in addition to 11 rebounds and two steals, including a career-best eight offensive boards vs. Phoenix (1/25/05) ... Notched 14 points going 5-for-8 from the field and 4-of-4 from the charity stripe to go along with six rebounds, three steals, one assist and one block in a win vs. Boston (3/23/05).

COLLEGE (UCLA, 2003-04): Averaged 11.6 ppg (.426 FG%, .237 3pt%, .504 FT%), 6.5 rpg, 2.1 apg, 1.7 spg and 31.6 mpg in 25 career collegiate games (23 starts) for the Bruins during the 2003-04 season ... Earned All-Pac 10 Freshman Team honors ... **Top Single-Game Performances:** Posted a double-double with 15 points, 14 rebounds, three steals and two assists at Michigan (12/27/03) ... Recorded 24 points, nine rebounds and two assists as he went 11-of-13 from the floor in a win vs. Oregon State (1/2/04) ... Collected 14 points, 10 rebounds and a season-best eight assists at Arizona (2/14/04) ... Tied his season-high with 24 points while adding eight boards, two assists and two steals at USC (2/25/04).

HIGH SCHOOL: Attended Westchester High School in Los Angeles where he led the Comets to back-to-back CIF Division I State championships during the 2001-02 and 2002-03 seasons ... Earned Second Team Parade All-American honors and was named California Mr. Basketball for his performance during the 2002-03 season ... He was regarded as a five-star recruit by Rivals.com and listed as the No. 5 power forward and 18th best player in the nation in the class of 2003 ... His No. 4 was retired by his former high school ... Scored 30 points, including 21 in the last 16 minutes of the game to guide Westchester to a victory over Oakland Tech to secure the 2002 state title.

PERSONAL: Born in Miami, Florida on June 30, 1985 ... He and his wife, Bree, have three children, Tajh, Tristan and Taylor ... Draws inspiration from his younger brother, Tajh, who passed away in an accident in 1996 ... His mother Lolita was the most influential person on him when he was growing up ... His stepfather, Ken McClary, was a former basketball player at the University of Florida and went on to have an international professional basketball career, which included time with the Sydney Kings of Austrlia's NBL ... Founded a non-profit organization called The Trevor Ariza Foundation, which was designed to support, educate and advocate for asthma; organization's main goal is to boost awareness and educate patients and the general public on factors that are playing a part in health issues in allergic and non-allergic asthmatic athletes and children ... Watching former NBA guard Anfernee "Penny" Hardaway play while he was growing up is what inspired him to play basketball ... He also played football ... The Art of War, Johnny Long Legs and The Outsiders are his favorite books ... If he wasn't playing basketball he would have enjoyed becoming a psychologist because he enjoys helping others cope with their problems ... @trevorariza on Twitter.

BACK TO TABLE OF CONTENTS



35 | MARVIN BAGLEY III

POSITION: Forward
HEIGHT/WEIGHT: 6-11 / 240lbs
YEARS: 2nd NBA Season
BEFORE NBA/COUNTRY: Duke / USA
HIGH SCHOOL: Sierra Canyon (Chatsworth, CA)
BORN: 03/14/99 (Tempe, AZ)

NBA REGULAR SEASON STATISTICS

YEAR-TEAM	G	MIN	FGM	FGA	PCT	FG3M	FG3A	PCT	FTM	FTA	PCT	OFF	DEF	TOT	AST	PF	DQ	STL	TO	BLK	PTS	RPG	APG	PPG
18-19 SAC	62	1567	356	706	.504	30	96	.313	181	262	.691	162	309	471	62	120	2	33	98	59	923	7.6	1.0	14.9
TOTALS	**62**	**1567**	**356**	**706**	**.504**	**30**	**96**	**.313**	**181**	**262**	**.691**	**162**	**309**	**471**	**62**	**120**	**2**	**33**	**98**	**59**	**923**	**7.6**	**1.0**	**14.9**

BAGLEY'S CAREER HIGHS

MIN:	38	01/22/19	SAC	@	TOR
FGM:	12	03/19/19	BKN	@	SAC
FGA:	20 (2)	03/30/19	SAC	@	HOU
3FGM:	3	03/21/19	DAL	@	SAC
3FGA:	5 (2)	04/10/19	SAC	@	POR
FTM:	11 (2)	02/21/19	SAC	@	GSW
FTA:	14	02/21/19	SAC	@	GSW
OREB:	7 (2)	03/30/19	SAC	@	HOU
DREB:	10 (2)	01/22/19	SAC	@	TOR
REB:	17	11/24/18	SAC	@	GSW
AST:	4	02/04/19	SAS	@	SAC
STL:	3	10/19/18	SAC	@	NOP
TO:	5 (2)	04/05/19	SAC	@	UTA
BLK:	5	10/23/18	SAC	@	DEN
PTS:	32	02/10/19	PHX	@	SAC

TRANSACTIONS/CAREER NOTES: An early entrant candidate selected in the first round (2nd overall) of the 2018 NBA Draft by the Sacramento Kings after his freshman season at Duke ... Signed a contract with Sacramento (7/1/18).

NBA HONORS/AWARDS: Named to the 2018-19 All-Rookie First Team ... Selected to compete in the 2019 Mtn Dew Ice Rising Stars Challenge for the U.S. Team.

2018-19 (Sacramento): An All-Rookie First Team selection after he averaged 14.9 ppg (.504 FG%, .313 3pt%, .691 FT%), 7.6 rpg, 1.0 apg, 0.5 spg, 1.0 bpg and 25.3 mpg in 62 games (4 starts) ... As a starter, averaged 20.0 ppg (.471 FG%, 1-4 3pt, .765 FT%), 11.5 rpg, 1.3 apg, 0.5 spg, 1.5 bpg and 33.0 mpg in four games ... As a reserve, averaged 14.5 ppg (.508 FG%, .315 3pt%, .686 FT%), 7.3 rpg, 1.0 apg, 0.5 spg, 0.9 bpg and 24.8 mpg in 58 games ... Totaled 20 points and 10 rebounds or more in his first three career starts making him the first player to record 20 points and 10 rebounds in their first three games as a starter since starters were first listed during the 1970-71 season ... Recorded four games with 22 points and 11 rebounds or more before his 20th birthday, the most by a rookie in his teens in NBA history surpassing Carmelo Anthony, LeBron James and Luka Doncic who had three games each with 22 points and 11 boards or better ... One of six players in NBA history to post five or more 20-point and 10-rebound double-doubles during their rookie season while still in their teens as he ended the season with five ... Had four consecutive double-doubles from Jan. 30 to Feb. 6, the fourth longest double-doubles streak by a Kings rookie ... Tied for the 10th most blocks in a single season by a Kings rookie (59) with Jason Thompson ... Ranked fifth in points per game, third in rebounds per game, fourth in field goal percentage and sixth in blocks per game in the NBA among other first-year players ... His 15 double-doubles as a reserve ranked third in the NBA ... Led the Kings in points 10 times and rebounds 22 times ... Scored in double figures in 51 games this season, including 13 games with 20+ points and one game with 30 or more points ... Grabbed 10-plus boards in 19 contests as well as one outing with 15 or more rebounds ... Blocked five or more shots in one game ... Recorded 19 double-doubles ... Posted 15 of his 19 double-doubles off the bench, the second most by a rookie reserve tied with Robert Parish and only behind Jeff Ruland (39) in NBA history ... Missed 20 games ... Inactive in two games due to back spasms (12/1/18, 12/4/18) ... Inactive in 11 games due to a left knee bone contusion (12/16/18-1/5/19) ... Inactive in one game due to rest - return from injury management (1/8/19) ... Inactive in five games due to a left knee sprain (3/1-3/11/19) ... Inactive in one game due to stomach illness (3/31) ... **Top Single-Game Performances:** Recorded 20 points, nine rebounds and a career-high five blocks at Denver (10/23/18) as he is one of three rookies in the NBA since the 1983-84 season to post 20 points, nine boards and five blocks or more as a reserve (John Salley, DET vs. WSB, 11/5/86; Stanley Roberts, ORL at ATL, 2/6/92); one of three rookies in Kings team history since 1983-84 with 20 points, nine rebounds and five blocks (Briant Grant, SAC vs. DAL, 3/14/95 and SAC vs. DET, 1/5/95; Duane Causwell, SAC vs. GSW, 1/3/91); first Kings rookie with five blocks in a game since Francisco Garcia had five blocks in a contest (SAC vs. UTA, 2/5/06) ... Collected a career-high 17 rebounds and set career-bests with seven offensive rebounds and 10 defensive rebounds as he added 20 points at Golden State (11/24/18) as he is one of 10 rookies in franchise history with 20 points and 17 rebounds or better in a game ... Notched 22 points and 11 rebounds, including a career-high tying 10 defensive boards as he went 10-for-20 from the field in his first career start at Toronto (1/22/19) making him the first Kings player to collect a double-double with 20+ points and 10+ rebounds in their first career start since Mark Ratliff on Nov. 29, 1972 ... Scored a career-high 32 points as he went 10-of-15 from the field and made a career-high 11 free throws on 13 attempts in a win vs. Phoenix (2/10/19) making him one of three rookies in his teens to post 30-plus points as a reserve in league history along with Ricky Davis (32 points, CHH vs. BOS, 5/5/99) and Myles Turner (31 points, IND vs. GSW, 1/22/16); Bagley III became the sixth Kings rookie to score 30 or more points off the bench in franchise history and just the fourth during the Sacramento era ... Recorded 28 points and 14 rebounds while tying his career-high with 11 made free throws on a new career-high 14 free throw attempts at Golden State (2/21/19) as he joined LeBron James (11/29/03, CLE vs. MEM) and Karl-Anthony Town (10/30/15, MIN at DEN) as the only three first-year players in their teens to have a game with 28-plus points while adding 14 rebounds or more; he is one of nine Kings rookies to post 28 points and 14 boards in a game as a teenager and the last Kings rookie since Lionel Simmons had 33 points and 14 rebounds on Feb. 12, 1991 ... Knocked down a career-high 12 field goals on 15 tries for 28 points

to go with seven rebounds vs. Brooklyn (3/19) ... Tallied a double-double with 22 points, 12 rebounds and four blocks off the bench as he made a career-best three 3-pointers on a career-high five 3-point field goal attempts in a win vs. Dallas (3/21) making him just the second rookie since the 1983-84 season to record 22 points, 12 rebounds and four blocks or more (Greg Kelser, DET vs. BOS, 3/20/80); just the seventh rookie reserve with 20 points, 10 rebounds and four blocks and one of two Kings players in their first season to post 20-10-4 along with Grant again who completed the feat in three games (1/5, 1/28, 3/14/95) ... Tied his career-high with seven offensive rebounds totaling 12 rebounds and 20 points going 10-for-20 from the field tying his career-high in field goal attempts at Houston (3/30).

COLLEGE (Duke, 2017-18): A consensus First Team All-American after he averaged 21.0 ppg (.614 FG%, .397 3pt%, .627 FT%), 11.1 rpg, 1.5 apg, 0.8 spg, 0.9 bpg and 33.9 mpg in 33 games (32 starts) in his lone season as a Blue Devil ... Led the ACC in scoring, rebounding and field goal percentage becoming only the third player in ACC history to lead in all three categories since Tim Duncan at Wake Forest (1996-97) and Horace Grant at Clemson (1986-87), as he was the only freshman amongst the trio ... Just the second player in conference history who was awarded ACC Player of the Year and Rookie of the Year in the same season ... Selected by the National Association of Basketball Coaches as Freshman of the Year and the Pete Newell Big Man of the Year ... An All-ACC Academic Team member ... Entrenched himself in the freshman record books at Duke as he set the records for total points (946), scoring average, total rebounds (366), rebounding average, double-doubles (22), 30-point game (seven) and 20-and-10 games (12) ... All seven of his 30-point outings were met with 10-plus rebounds ... **Top Single-Game Performances:** Snagged 15 rebounds to go with a career-high 34 points (12-19 FG, 1-2 3pt, 9-13 FT) in a win over Texas (11/24/17) ... Notched 30 points (10-20 FG, 1-2 3pt, 9-10 FT)and 15 boards in a win against Florida (11/26/17) ... Had a monster 32-point and career-best 21-rebound performance as he went 13-for-17 from the field in a won vs. Florida State (12/30/17) ... Knocked down 13 shots on 18 tries for 30 points as he added 14 rebounds versus Virginia (1/27/18) ... Totaled 33 points (15-23 FG, 2-3 3pt, 1-4 FT) and 17 rebounds in a win vs. Notre Dame (3/8/18).

USA BASKETBALL: Promoted to the 2019 Men's National Team on Aug. 9, 2019 to be a finalist for the 2019 World Cup team before withdrawing his name as a candidate for selection ... Selected to the 2019 USA Men's Select Team on July 25, 2019 who worked with the Men's National Team in Las Vegas during training camp from Aug. 5-8 for the 2019 FIBA World Cup ... Participated in the 2014 USA Basketball Junior National Team October minicamp.

HIGH SCHOOL: As a freshman, attended Corona del Sol High School in Tempe, Ariza before going to Phoenix for his sophomore season to play at Hillcrest Prep as he teamed up with the 2018 No. 1 pick, Deandre Ayton during the 2015-16 season ... Transferred to Sierra Canyon in Chatsworth, California for his junior year before being ruled ineligible by the CIF ... Went on to average 24.9 points and 10.1 rebounds per game during his senior season as he was named 2017 California Gatorade Player of the Year and was an All-USA Today First Team selection.

PERSONAL: Born Marvin Bagley III on Mar. 14, 1999 ... Son of Marvin Bagley Jr. and Tracy Bagley ... As a native of Durham, N.C. his father played college football at North Carolina A&T and went on to play professionally for the Arizona Rattlers of the Arena Football League ... Has two brothers, Marcus and Martray ... His brother, Marcus, committed to Arizona State University to play basketball ... His grandfather, Joe Caldwell, played six seasons in the National Basketball Association from 1964-70 and five seasons in the American Basketball Association from (1970-75) and is one of 20 players to make an All-Star team in both the NBA and ABA ... Caldwell was also a member of the United States Olympic basketball team that brought the gold medal home from the 1964 Summer Olympics in Tokyo, Japan ... Loves to write and record music ... While living in Los Angeles, he volunteered at Hoops with Heart, a non-profit benefiting underprivileged youth.

BACK TO TABLE OF CONTENTS



40 | HARRISON BARNES

POSITION: Forward
HEIGHT/WEIGHT: 6-8 / 225lbs
YEARS: 8th NBA Season
BEFORE NBA/COUNTRY: North Carolina / USA
HIGH SCHOOL: Ames High School (Ames, IA)
BORN: 05/30/92 (Ames, IA)

NBA REGULAR SEASON STATISTICS

YEAR-TEAM	G	MIN	FGM	FGA	PCT	FG3M	FG3A	PCT	FTM	FTA	PCT	OFF	DEF	TOT	AST	PF	DQ	STL	TO	BLK	PTS	RPG	APG	PPG
12-13 GSW	81	2058	276	628	.439	52	145	.359	144	190	.758	53	280	333	98	140	0	52	101	14	748	4.1	1.2	9.2
13-14 GSW	78	2204	271	679	.399	66	190	.347	130	181	.718	66	245	311	116	158	0	65	84	20	738	4.0	1.5	9.5
14-15 GSW	82	2318	316	656	.482	87	215	.405	108	150	.720	117	336	453	116	146	0	61	71	19	827	5.5	1.4	10.1
15-16 GSW	66	30.9	295	633	.466	82	214	.383	102	134	.761	77	248	325	117	136	1	41	57	10	774	4.9	1.8	11.7
16-17 DAL	79	2804	599	1280	.468	78	222	.351	242	281	.861	93	301	394	116	128	0	65	102	15	1518	5.0	1.5	19.2
17-18 DAL	77	2634	537	1208	.455	119	333	.357	259	313	.827	77	391	468	152	94	0	49	118	14	1452	6.1	2.0	18.9
18-19 DAL/SAC	77	2533	431	1027	.420	174	441	.395	229	278	.824	57	304	361	115	122	0	50	98	13	1265	4.7	1.5	16.4
TOTALS	**540**	**16592**	**2725**	**611**	**.446**	**658**	**1760**	**.374**	**1214**	**1527**	**.795**	**540**	**2105**	**2645**	**830**	**924**	**1**	**383**	**631**	**105**	**7322**	**4.9**	**1.5**	**13.6**

NBA PLAYOFFS STATISTICS

YEAR-TEAM	G	MIN	FGM	FGA	PCT	FG3M	FG3A	PCT	FTM	FTA	PCT	OFF	DEF	TOT	AST	PF	DQ	STL	TO	BLK	PTS	RPG	APG	PPG
12-13 GSW	12	461	72	162	.444	19	52	.365	30	35	.857	18	59	77	15	33	0	7	16	5	193	6.4	1.3	16.1
13-14 GSW	7	156	19	48	.396	8	21	.381	9	16	.563	7	21	28	8	13	0	1	5	3	55	4.0	1.1	7.9
14-15 GSW	21	681	88	200	.440	22	62	.355	25	34	.735	45	65	110	32	45	0	17	22	11	223	5.2	1.5	10.6
15-16 GSW	24	743	82	213	.385	26	76	.342	26	34	.765	27	85	112	30	46	0	17	18	4	216	4.7	1.3	9.0
TOTALS	**64**	**2040**	**261**	**623**	**.419**	**75**	**211**	**.355**	**90**	**119**	**.756**	**97**	**230**	**327**	**85**	**137**	**0**	**42**	**61**	**23**	**687**	**5.1**	**1.3**	**10.7**

TRANSACTIONS/CAREER NOTES: An early entrant candidate selected in the first round (7th overall) of the 2012 NBA Draft by the Golden State Warriors after his sophomore season at North Carolina ... Signed a contract with Golden State (7/3/12) ... Had his team option exercised extending contract with Golden State (10/23/13) ... Had his team option exercised extending contract with Golden State (10/30/14) ... Signed a multi-year contract with Dallas (7/8/16) ... Acquired in a trade by Sacramento from Dallas for Justin Jackson and Zach Randolph (2/7/19) ... Signed a multi-year deal with Sacramento (7/8/19).

NBA HONORS/AWARDS: Named to the 2012-13 All-Rookie First Team ... A member of Team Shaq who started during the 2013 Rising Stars Challenge ... Selected to compete on Team Hill for the 2014 Rising Stars Challenge as he became the third Warriors player (Stephen Curry, Jason Richardson) to participate in the Rising Stars Challenge during his rookie and sophomore season after he played for Team Hill at 2014 All-Star Weekend ... 2014 Slam Dunk Contest participant as he was the third player in Warriors franchise history to compete in the Slam Dunk contest along with Jason Richardson (2004) and Otis Smith (1988) ... 2015 NBA Finals Champion with the Golden State Warriors.

NBA CAREER: Averaging 13.6 ppg (.446 FG, .374 3pt%, .795 FT%), 4.9 rpg, 1.5 apg, 0.7 spg and 30.7 mpg in 540 career NBA games (479 starts) over seven seasons with three teams: Golden State (2012-13 - 2015-16), Dallas (2016-17 - 2018-19) and Sacramento (2018-19).

NBA PLAYOFFS: Averaging 10.7 ppg (.419 FG%, .355 3pt%, .756 FT%). 5.1 rpg, 1.3 apg, 0.7 spg, 0.4 bpg and 31.9 mpg in 64 career playoff games (56 starts) with one team: Golden State (2012-13 - 2015-16) ... Ranks ninth in games played (64), 10th in steals (42), fifth in offensive rebounds (97), eighth in defensive rebounds (230) and sixth in 3-pointers made (75) on the Warriors franchise postseason leaders list.

2018-19 (Dallas/Sacramento): Averaged 16.4 ppg (.420 FG%, .395 3pt%, .824 FT%), 4.7 rpg, 1.5 apg, 0.7 spg, and 32.9 mpg in 77 games (77 starts) ... Traded from the Dallas Mavericks to the Sacramento Kings on Feb. 7, 2019 in exchange for Justin Jackson and Zach Randolph ... Averaged 17.7 ppg (.404 FG%, .389 3pt%, .833 FT%), 4.2 rpg, 1.3 apg, 0.7 spg and 32.3 mpg in 49 games (49 starts) with the Mavericks ... Led Dallas in scoring in 19 games and in rebounding in one game ... Averaged 14.3 ppg (.455 FG%, .408 3pt%, .800 FT%), 5.5 rpg, 1.9 apg, 0.6 spg and 33.9 mpg in 28 games (28 starts) with the Kings ... Led Sacramento in scoring in four games, in rebounding in five games and in assists in one game ... Scored in double figures in 67 games, including 20 games with 20 or more points and two contests with 30+ points ... Grabbed 10-plus boards in four games ... Collected four double-doubles ... Missed four games ... Inactive in four games due to a right hamstring strain (10/17-10/24/18) ... **Top Single-Game Performances:** Recorded 23 points, five rebounds and a career-high tying four steals in a win at Chicago (11/12/18) ... Scored a season-high 30 points as he went 11-for-28 from the field setting his career-high in field goal attempts to go with nine rebounds in a win vs. the LA Clippers (12/2/18) ... Tied his season-high with 30 points going 10-for-16 from the floor, including 5-of-8 from beyond the arc at Denver (12/18/18) ... Scored 25 points as he made eight shots on 11 field goal attempts, including a career-high seven made 3-pointers at Oklahoma City (12/31/18) ... Collected a double-double with 15 points and a career-high 14 rebounds vs. Milwaukee (2/27/19)

BARNES' CAREER HIGHS

MIN:	49	11/20/13	MEM	@	GSW
FGM:	13 (4)	01/26/17	DAL	@	OKC
FGA:	28	12/02/18	LAC	@	DAL
3FGM:	7 (2)	12/31/18	DAL	@	OKC
3FGA:	12	10/28/17	PHI	@	DAL
FTM:	13	03/11/17	DAL	@	PHX
FTA:	14	03/11/17	DAL	@	PHX
OREB:	6	03/01/16	ATL	@	GSW
DREB:	12	12/25/14	GSW	@	LAC
REB:	14	02/27/19	MIL	@	SAC
AST:	6 (2)	03/27/18	DAL	@	SAC
STL:	4 (4)	02/25/19	SAC	@	MIN
TO:	6	04/15/13	SAS	@	GSW
BLK:	2 (7)	03/13/17	DAL	@	TOR
PTS:	34	11/06/16	MIL	@	DAL

BARNES' PLAYOFF CAREER HIGHS

MIN:	53	05/06/13	GSW	@	SAS
FGM:	10 (2)	05/27/15	HOU	@	GSW
FGA:	26	05/12/13	SAS	@	GSW
3FGM:	5	04/30/13	GSW	@	DEN
3FGA:	10	04/30/13	GSW	@	DEN
FTM:	7	05/12/13	SAS	@	GSW
FTA:	7	05/12/13	SAS	@	GSW
OREB:	6	06/14/15	CLE	@	GSW
DREB:	9 (2)	05/01/16	POR	@	GSW
REB:	12 (2)	05/01/16	POR	@	GSW
AST:	4 (2)	05/21/15	HOU	@	GSW
STL:	2 (8)	05/30/16	OKC	@	GSW
TO:	5	05/13/15	MEM	@	GSW
BLK:	2 (2)	06/11/15	GSW	@	CLE
PTS:	26	05/12/13	SAS	@	GSW

... Posted 22 points and 10 boards going 7-of-13 from the field in a win vs. New York (3/4/19) ... Notched 29 points to go along with four boards, one assist and one block vs. New Orleans (4/7/19).

2017-18 (Dallas): Averaged 18.9 ppg (.445 FG%, .357 3pt%, .827 FT%), 6.1 rpg, 2.0 apg, 0.6 spg and 34.2 mpg in 77 games (77 starts) ... Set new single season career-highs in rebounds per game and assists per game ... Ranked 27th in points per game and 17th in minutes per game in the NBA ... Led Dallas in points in 39 games and in rebounds in 25 games ... Scored in double figures in 73 games, including 33 contests with 20 points or more and four games with 30-plus points ... Totaled 10+ rebounds in 10 games .... Recorded a career-high eight double-doubles, including six games with 20 points and 10 assists or more ... Missed five games ... Inactive in two games due to a left ankle sprain (2/5/18, 2/8/1/18) ... Inactive in three games due to rest (3/17/18, 4/4/18, 4/10/18) ... **Top Single-Game Performances:** Recorded 24 points, including 16 fourth quarter points vs. Sacramento (10/20/17) ... Scored 25 points going 9-for-17 from the floor and 7-of-12 setting his career-high for 3-pointers made vs. Philadelphia (10/28/17) ... Collected nine rebounds to go with a season-high 31 points in a win at Washington (11/7/17) ... Knocked down 10 of his 21 field goal attempts for a season-high tying 31 points vs. Boston (11/20/17) ... Posted 22 points and nine rebounds as he made the a buzzer beating 3-pointer in a win at Memphis (11/22/17) ... Totaled 17 points, eight rebounds a career-high six assists and two steals vs. Brooklyn (11/29/17) ... Went 9-for-13 from the field for 25 points while adding 11 rebounds and two assists for a double-double in a win at Charlotte (1/10/17) ... Dished out a career-high tying six assists to go with 20 points and five rebounds in a win vs. Sacramento (3/27/18).

2016-17 (Dallas): Averaged 19.2 ppg (.468 FG%, .351 3pt%, .861 FT%), 5.0 rpg, 1.5 apg, 0.8 spg and 35.5 mpg in 79 games (79 starts) ... Set new single season career-highs in points per game, in free throw percentage and tied his career-high in steals per game ... Ranked 12th in minutes per game and ranked seventh in total minutes played (2,803) in the NBA ... Led Dallas in scoring in 37 games ... Scored in double figures in 73 games, including 30 games with 20 points or more and seven outings with 30-plus points ... Totaled 10+ points in 43 straight games to begin the season, the longest double-digit scoring streak by any player to start his tenure with the Mavericks and the longest of his career ... Totaled 10+ rebounds in one game .... Recorded one double-double ... Missed three games ... Did not play in one game due to rest (4/9/17) ... Did not dress in one game due to rest (4/11/17) ... Not with team in one game due to rest (4/12/17) ... **Top Single-Game Performances:** Shot 13-for-23 from the field setting a new career-best for field goals made as he scored 31 points vs. Houston (10/28/16) ... Collected 10 rebounds and 17 points for his only double-double of the season vs. Portland (11/4/16) ... Made a career-high tying 13 field goals on 26 attempts as he went 6-for-7 from the charity stripe to finish with a career-high 34 points to go with eight rebounds, two assists and two steals in a win vs. Milwaukee (11/6/16/) ... Tied his career-high as he knocked down 13 field goals on 23 tries for 30 points at Minnesota (1/9/17) ... Notched 22 points, four rebounds and five assists in 36 minutes at Phoenix (1/12/17) in Mexico City as he surpassed 10,000 career minutes ... Posted 31 points going 13-of-26 from the field to tie his career-high in field goals made at Oklahoma City (1/26/17) as he eclipsed 4,000 points for his career ... Totaled 23 points going 13-for-14 from the free throw line setting new career-highs in free throws made and attempted vs. Phoenix (3/11/17) ... Recorded 31 points on 9-of-13 shooting while going a perfect 10-for-10 from the free throw line as he scored 25 second half points in a win vs. Milwaukee (4/2/17).

2015-16 (Golden State): Averaged 11.7 ppg (.466 FG%, .383 3pt%, .761 FT%), 4.9 rpg, 1.8 apg, 0.6 spg and 30.9 mpg in 66 games (59 starts) ... As a starter, averaged 11.8 ppg (.467 FG%, .385 3pt%, .748 FT%), 5.0 rpg, 1.8 apg, 0.6 spg and 31.6 mpg in 59 games ... As a reserve, averaged 11.0 ppg (.456 FG%, 5-14 3pt, 10-11 FT), 4.0 rpg, 1.6 apg, 1.1 spg and 25.2 mpg in seven games ... Helped the Warriors win an NBA-record 73 games during the regular season topping the Chicago Bulls 72-10 record from the 1995-96 season ... Scored in double figures in 42 games, including six games with 20-plus points ... Totaled 10+ rebounds in two games .... Recorded one double-double ... Missed 16 games ... Inactive in 15 games due to a sprained left ankle (11/28-12/31/15) ... Did not dress in one game due to a sprained left ankle (1/2/16) ... **Top Single-Game Performances:** Recorded 19 points as he went 7-for-11 from the field while adding four rebounds, three assists, three steals and one block in a win at Memphis (11/11/15) ... In his 200th career start, scored a season-high tying 21 points on 9-of-15 shooting to go with seven rebounds in a win at the LA Clippers (11/19/15) ... Recorded 11 points, six rebounds, two assists and two steals as he made a game-winning 3-pointer with 0.2 seconds to play in a win at Philadelphia (1/30/16) for his second career game-winner with two seconds or less in regulation ... Totaled 12 points, eight rebounds and two assists, including a career-high six offensive boards in a win vs. Atlanta (3/1/16) ... Posted a double-double with 15 points and a season-high tying 11 rebounds in a win at Utah (3/30/16), which marked the 300th game of his career ... Shot 8-of-11 from the floor, including 4-for-5 from beyond the arc as he tallied 20 points and five rebounds vs. Minnesota (4/5/16).

2016 NBA Playoffs: Averaged 9.0 ppg (.385 FG%, .342 3pt%, .765 FT%), 4.7 rpg, 1.3 apg, 0.7 spg and 30.9 mpg in 24 games (23 starts) ... As a starter, averaged 9.2 ppg (.386 FG%, .347 3pt%, .765 FT%), 4.5 rpg, 1.2 apg, 0.7 spg and 31.3 mpg in 23 games ... As a reserve, totaled five points (2-6 FG, 1-4 3pt), eight rebounds, two assists and two steals in 22 minutes in one game ... Averaged 9.3 ppg (.352 FG%, .310 3pt%, .600 FT%), 4.4 rpg, 1.4 apg, 0.7 spg, 0.4 and 31.7 mpg in seven games (7 starts) during the 2016 NBA Finals for the Warriors ... Scored in double figures in 11 games ... Grabbed 10 or more rebounds in one game ... Recorded one double-double ... **Top Single-Game Performances:** Posted his third career postseason double-double with 10 points and tied his career-high for the playoffs with 12 rebounds, including a postseason career-high tying nine defensive boards in a win vs. Portland (5/1/16) ... Totaled 17 points, eight rebounds and three assists as he shot 7-for-11 from the floor at Cleveland (6/8/16) ... Scored 14 points in addition to eight boards, two assists and one steal in a win vs. Cleveland (6/10/16).

BACK TO TABLE OF CONTENTS

2014-15 (Golden State): Averaged 10.1 ppg (.482 FG%, .405 3pt%, .720 FT%), 5.5 rpg, 1.4 apg, 0.7 spg and 28.3 mpg in 82 games (82 starts) ... Set new single season career-highs in 3-point field goal percentage and games played ... One of 11 players during the 2014-15 campaign to play in all 82 contests ... Ranked 12th in 3-point field goal percentage and 12th in effective field goal percentage (.548) ... Scored in double figures in 46 games, including five games with 20 or more points ... Posted 10+ rebounds in six games .... Notched six double-doubles ... **Top Single-Game Performances:** Posted a double-double with 12 points, 13 rebounds, three assists and two steals, including a career-high 12 defensive rebounds at the LA Clippers (12/25/14) ... Recorded 23 points and seven rebounds on 8-of-14 shooting as he made five 3-pointers on five attempts in a win vs. Oklahoma City (1/5/15) as he was the first Warriors played to knock down five or more 3s without a miss since Anthony Morrow on Mar. 8, 2010 ... Totaled nine points going 4-for-10 from the floor in a win at Philadelphia (2/9/15) as he became the 75th player in Warriors history to reach 2,000 points with the team ... Tallied 12 points, six rebound and one assist in a win vs. Dallas (3/6/15) marking the 300th assist of his career ... Scored a season-high 25 points as he went 11-of-13 from the field and added four rebounds, one assist and one steal in a win vs. Atlanta (3/18/15) ... Scored four points, including a game-winner with 0.4 seconds remaining in a win vs. Phoenix (4/2/15), which was the first buzzer beater of his career with two seconds or less to go in the game.

2015 NBA Playoffs: Averaged 10.6 ppg (.440 FG%, .355 3pt%, .735 FT%), 5.2 rpg, 1.5 apg, 0.8 spg, 0.5 bpg and 32.4 mpg in 21 games (21 starts) ... Averaged 8.8 ppg (.373 FG%, .421 3pt%, .778 FT%), 5.8 rpg, 0.8 apg, 0.8 spg, 0.5 bpg and 32.9 mpg in six games during the 2015 NBA Finals to help the Warriors win the 2015 NBA Finals Championship ... Scored in double figures in 14 games, including one game with 20 or more points; had a playoff career-best seven straight games with 10+ points from May 3 to May 19 ... Grabbed 10 or more rebounds in one game ... **Top Single-Game Performances:** Shot 7-for-10 from the field for 16 points to go with six rebounds and one assist at Memphis (5/9/15) ... Totaled 24 points as he made a playoff career-high 10 field goals on 20 attempts to go with seven rebounds and one steal in a win vs. Houston (5/27/15) ... Posted eight points, 10 rebounds, two assists, two steals and one block, including a playoff career-high six offensive boards in a win vs. Cleveland (6/14/15) ... Recorded nine points, two rebounds, two assists and one steal in a championship clinching win at Cleveland (6/16/15).

2013-14 (Golden State): Averaged 9.5 ppg (.399 FG%, .347 3pt%, .718 FT%), 4.0 rpg, 1.5 apg, 0.8 spg and 28.3 mpg in 78 games (24 starts) ... As a starter, averaged 12.2 ppg (.412 FG%, .296 3pt%, .680 FT%), 4.7 rpg, 2.1 apg, 1.1 spg and 36.4 mpg in 24 games ... As a reserve, averaged 8.3 ppg (.391 FG%, .378 3pt%, .745 FT%), 3.7 rpg, 1.2 apg, 0.7 spg and 24.6 mpg in 54 games ... Set single season career-high in steals per game ... Scored in double figures in 35 games, including five games with 20 or more points and one game with 30+ points ... Posted 10+ rebounds in one outing ... Notched one double-double ... Missed four games ... Did not play in four games due to left toe inflammation (10/30-11/4/13) ... **Top Single-Game Performances:** Posted 16 points, eight boards and five assists in a career-high 49 minutes vs. Memphis (11/20/13) ... Totaled 14 points, seven rebounds, two assists, one block and a new career-high four steal at Houston (12/6/13) ... Recorded his lone double-double with 20 points, 12 rebounds, four assists and one steal vs. Houston (12/13/13) ... Scored 23 points off the bench on 9-of-15 shooting while adding six rebounds, one steal and one block (2/8/14) ... Went 11-for-21 from the field and 3-of-5 from beyond the arc for a season-high 30 points to go with five rebounds, three assists and one steal in a win at Denver (4/16/14).

2014 NBA Playoffs: Averaged 7.9 ppg (.396 FG%, .381 3pt%, .563 FT%), 4.0 rpg, 1.1 apg, 0.4 bpg and 22.2 mpg in seven games (0 starts) ... Scored in double digits in two games ... **Top Single-Game Performances:** Recorded 14 points, eight rebounds, one assist and one block in a win vs. the LA Clippers (4/19/14) ... Knocked down six of his seven field goal tries, including 2-of-3 on 3-pointers while tallying two rebounds, four assists and one steal in a win vs. the LA Clippers (4/27/14).

2012-13 (Golden State): An All-Rookie First Team Selection after he averaged 9.2 ppg (.439 FG%, .359 3pt%, .758 FT%), 4.1 rpg, 1.2 apg, 0.6 spg and 25.4 mpg in 81 games (81 starts) ... Set single season career-high in steals per game ... Among first-year players, ranked fifth in points per game, 10th in rebounds per game, 10th in field goal percentage and seventh in 3-point field goal percentage ... Scored in double figures in 35 games, including three games with 20-plus points ... Posted 10+ rebounds in five contests ... Recorded four double-doubles ... Missed one game ... Did not play in one game due to a sore left knee (1/29/13) ... **Top Single-Game Performances:** Totaled 19 points, 13 rebounds, one assist and one steal in a win vs. Atlanta (11/14/12) as he is the last Warriors rookie with 19 points and 13 rebounds or more in a single game and the first since Anthony Randolph had 24 points and 16 rebounds on Apr. 13, 2009 vs. San Antonio; he was the first Warriors rookie with 13+ boards since Chris Hunter grabbed 13 rebounds on Mar. 6, 2013 at Charlotte ... Posted a double-double with 20 points and 12 rebounds as he shot 8-for-16 from the field in a win at Dallas (11/19/12) ... Made eight shots on 11 field goal attempts, including going 5-for-6 from 3-point distance to go with six rebounds at Denver (1/13/13) ... Notched a season-high 21 points while adding eight rebounds in a win vs. Phoenix (2/2/13) ... Tallied 16 points, six rebounds and three steals going 7-for-17 from the floor at Boston (3/1/13).

2013 NBA Playoffs: Averaged 16.1 ppg (.444 FG%, .365 3pt%, .857 FT%), 6.4 rpg, 1.3 apg, 0.6 spg, 0.4 bpg and 38.4 mpg in 12 games (12 starts) ... One of 14 rookies in NBA history to average 16.0 points and 6.0 rebounds per game during the playoffs (min. 10 games); Sixers guard/forward Ben Simmons (2018) was the last rookie to average 16.0 points and 6.0 rebounds per game during the playoffs and prior to Barnes, former Spurs center David Robinson was the last first-year player to accrue averages of 16.0 points and 6.0 rebounds per game during San Antonio's 1990 NBA postseason run ... Led all rookies in points per game and rebounds per game ... Scored in double digits nine times, including four contests with 20+ points; had a career-high seven consecutive outings with 10 or more points from Apr. 30 to May 14 ... Collected 10 or more rebounds in two games ... Posted two double-doubles ... **Top Single-Game Performances:** Set new career-highs for the playoffs going 5-for-10 from beyond the arc as he shot 7-of-17 from the field for 23 points to go along with nine rebounds, two steals and one assist at Denver (4/30/13) ... Notched 19 points and a playoff career-high 12 rebounds, including a playoff career-high nine rebounds on the defensive end in a postseason career-high 53 minutes at San Antonio (5/6/13) ... Posted a postseason career-high 26 points while adding 10 rebounds, one assist and one steal as he set his playoff career-highs going 7-of-7 from the charity stripe in a win vs. San Antonio (5/12/13).

COLLEGE (North Carolina, 2010-12): Averaged 16.4 ppg (.430 FG%, .349 3pt%, .734 FT%), 5.5 rpg, 1.3 apg, 0.9 spg, 0.4 bpg and 29.3 mpg in 75 career collegiate games (73 starts) in two seasons for the Tar Heels ... 18th in career points per game in program history ... His jersey No. 40 was honored by his alma mater after he was a NABC Second Team All-America selection during the 2011-12 season ... Assisted in back-to-back Elite Eight appearances by North Carolina ... As a sophomore, averaged 17.1 ppg (.440 FG%, .358 3pt%, .723 FT%), 5.2 rpg, 1.1 apg, 1.1 spg and 29.2 mpg in 38 games (37 starts) during the 2011-12 season ... Scored the 20th most points (648) in a single season in North Carolina Men's Basketball annals ... For his performances during his second season with UNC he was selected to the NABC All-America Second Team,

HARRISON BARNES

NABC All-District (2) First Team, Sporting News All-American Third Team, All-ACC First Team, All-ACC Tournament Second Team and USBWA All-District Team ... **Top Single-Game Performances:** Totaled 26 points and 10 rebounds for a double-double as he went 9-for-15 from the floor and knocked down seven of his eight free throw attempts in a win vs. Texas (12/21/11) ... Went 10-of-15 on field goals for 25 points while adding five rebounds and four steals in a win vs. Boston College (1/7/12), which set the Tar Heel record for most steals in a single game against Boston College ... Scored 27 points going 8-for-14 from the field and 10-of-12 from the free throw line while adding six rebounds, three steals and one block in a win at Virginia Tech (1/19/12) ... Recorded 23 points and seven rebounds in the ACC Tournament Championship game against Florida State (3/11/12) ... As a freshman, averaged 15.6 ppg (.421 FG%, .344 3pt%, .750 FT%), 5.8 rpg, 1.4 apg, 0.7 spg, 0.4 bpg and 29.4 mpg in 37 games (36 starts) during the 2010-11 season ... Fifth highest points per game average (15.7) and fourth most points (580) in a single season by a freshman in UNC Men's basketball history ... His freshman honors included ACC Rookie of the Year, All-ACC Second Team, NABC All-District (2) Second Team, USBWA All-District Team, USBWA and FoxSports.com Freshman All-America, All-ACC Tournament First Team and NCAA East Regional All-Tournament ... Just the ninth Tar Heel to earn ACC Rookie of the Year, 14th to garner Freshman All-America honors and the 11th North Carolina freshman to be selected to the All-ACC Tournament First Team ... Awarded ACC Rookie of the Week three times ... Averaged 24.7 ppg (.556 FG%, .500 3pt%, .867 FT%), 5.0 rpg, 1.0 apg and 37.3 mpg in three games (3 starts) during the ACC Men's Basketball Tournament ... Averaged 21.0 ppg (.427 FG%, .333 3pt%, .692 FT%), 8.3 rpg, 2.0 apg, 1.8 spg, 0.8 bpg and 33.8 mpg in four games (4 starts) during the NCAA Men's Basketball Tournament ... His 84 total points and 21.0 points per game during NCAA Tournament play is the most points and highest points per game average by a UNC freshman in an NCAA Tournament ... Was the first freshman Tar Heel to score 20-plus points in each of his first three career NCAA Tournament contest and just the second player in program history regardless of class to complete the feat ... Joined Tyler Zeller as the first players at North Carolina to score 20 or more points in three consecutive NCAA games since 2005 ... **Top Single-Game Performances:** Scored 19 points to go with 10 rebounds, two assists and one steal in a win vs. Long Beach State (12/11/10) ... Made 12-of-17 field goal attempts, tying the ACC freshman record for field goals made while also going 6-for-8 from beyond the arc and 10-of-11 from the free throw line for 40 points, eight rebounds and one assist, including 14 points in overtime alone in an ACC Tournament semifinal win against Clemson (3/11/11) setting the record for the most points by any player in the ACC semifinals while tying a conference record for the most points in an ACC game by a freshman; the game is tied for the fifth highest single game point total in ACC Tournament history and was the first 40-point performance in the ACC Tournament since Randolph Childress scored 40 for Wake Forest against Duke on Mar. 10, 1995; first time a freshman recorded 40-plus points in a game since Tyler Hansbrough had 40 against Georgia Tech on Feb. 15, 2006 ... Posted a double-double with 24 points, 16 rebounds, three assists and two steals in an NCAA Tournament opening round win vs. LIU-Brooklyn (3/18/11) which tied the school record for the most points by a freshman in his first NCAA Tournament game ... Recorded 20 points, nine rebounds, two blocks, one assist and one steal in a win vs. Marquette (3/25/11) to advance the Tar Heels to the Elite Eight.

USA BASKETBALL: Made the 2019 World Cup roster after participating in USA basketball's training camp ... A member of the 2016 U.S. Olympics Men's Basketball Team that competed in Rio de Janeiro, Brazil that went 8-0 to secure USA's third consecutive Olympic gold medal ... Averaged 4.3 ppg (6-13 FG, 1-3 3pt, 4-4 FT), 1.8 rpg, 0.8 apg, 0.5 spg and 8.0 mpg in four games during the 2016 Olympics ... Averaged 5.8 ppg (.444 FG%, 3-10 3pt, 2-3 FT), 1.6 rpg, 1.0 spg and 14.8 mpg in five games as a member of the 2016 USA National Team who went 5-0 in their pre-Olympic tour outings ... Selected to the 2016 U.S. Olympic Men's Basketball Team on June 27, 2016 ... Played for USA Blue Team in the 2015 Showcase after being named to the 2015-16 National Team on Aug. 6, 2015 ... Chosen to be a part of the 2014 USA Select Team that trained with the 2014 USA National Team ... Participated in the 2013 USA National Team minicamp, playing in the 2013 Showcase for USA Blue Team ... Helped the 2010 USA Junior National Select Team defeat the World Select Team in the Nike Hoop Summit with a team-high 27 points.

HIGH SCHOOL: Attended Ames High School in Ames, Iowa and led the Little Cyclones to back-to-back state championships in 2009 and 2010 ... Broke Iowa's state scoring record with 1,787 career points, which was previously held by Fred Hoiberg ... Won 53 straight games during their state title runs (26-0 in 2009, 27-0 in 2010) on his way to earning multiple honors during his prep career alongside Indiana Pacers forward Doug McDermott ... During his senior season, averaged 27.1 points, 10.4 rebounds, 4.0 assists and 4.0 steals as he was honored as USA Today's National Player of the Year and the 2010 Morgan Wootten National Player of the Year Award, which considers character, leadership and student-athlete values ... Named a McDonald's All-American, Mr. Basketball USA, Iowa Mr. Basketball and Iowa Gatorade Player of the Year as well as being selected to USA Today's All-America First Team, Parade All-America First Team and Iowa All-State First Team ... Awarded Most Valuable Player at the 2010 McDonald's All-Star Game, the 2010 Nike Hoop Summit and the 2010 Jordan Brand Classic ... Also MVP of the 2010 state championship game after he scored 19 points in a 47-37 win over Southeast Polk ... The Sporting News' 2009 National High School Athlete of the Year after his junior season as he was honored with a Parade All-America Second Team selection and won his first Iowa Gatorade Player of the Year award while making the All-State First Team.

PERSONAL: Full name is Harrison Bryce Jordan Barnes ...His mother is Shirley Barnes and he has one sister, Jordan-Ashle ... Given the middle name "Jordan" because his mother was a big fan of Michael Jordan ... Barnes and his wife Brittany, got married in the summer of 2017 ... Advised youth in India and Iowa who participated in the Jr. NBA Global Championship regarding skills both on and off the court ... In June 2017, he hosted a youth basketball camp and leadership discussion with former Dallas Police Chief David Brown in South Dallas ... During May of 2017, he traveled to Alicante, Spain, for NBA Zone, which was a free, three-day interactive fan event presented by BBVA ... Has hosted Holidays With Harrison during the holidays where he surprised youth essay contest winners with an all-expense paid shopping spree at the adidas store in San Francisco ... Supports the Boys & Girls Club of America and was a board member for the Boys & Girls Club of Oaklanad ... At NBA All-Star 2013, he was an honorary coach for the NBA Cares Special Olympics Unified Sports Basketball Game ... Brought the Larry O'Brien Championship Trophy to his hometown of Ames, Iowa on July 4th where he served as the Grand Marshal for the Ames July 4th Parade ... Barnes received a key to the city from the mayor on July 13, which was declared "Harrison Barnes Day" ... In the summer of 2014, he opened a PO Box for fans to send items for that he would autograph and send back ... Enjoys watching international soccer and traveled to Brazil for the 2014 FIFA World Cup ... A fan of FC Barcelona and brought the Larry O'Brien Championship Trophy to a practice when Barcelona made a stop in the Bay Area before their friendly against Manchester United at Levi's Stadium during the summer of 2015 ... A member of the track and field team in high school (high jump and long jump) and he played saxophone as well as sang in the school choir ... He was a part of DECA (marketing and management club) and SHEPH (students helping to eliminate poverty and hunger) during his time in college and participated in local food drives and worked with the Ronald McDonald House ... Made the honor roll all four years of high school and was an Advanced Placement Scholar (students who receive scores of 3 or higher on three or more AP Exams) ... @hbarnes on Twitter.

BACK TO TABLE OF CONTENTS

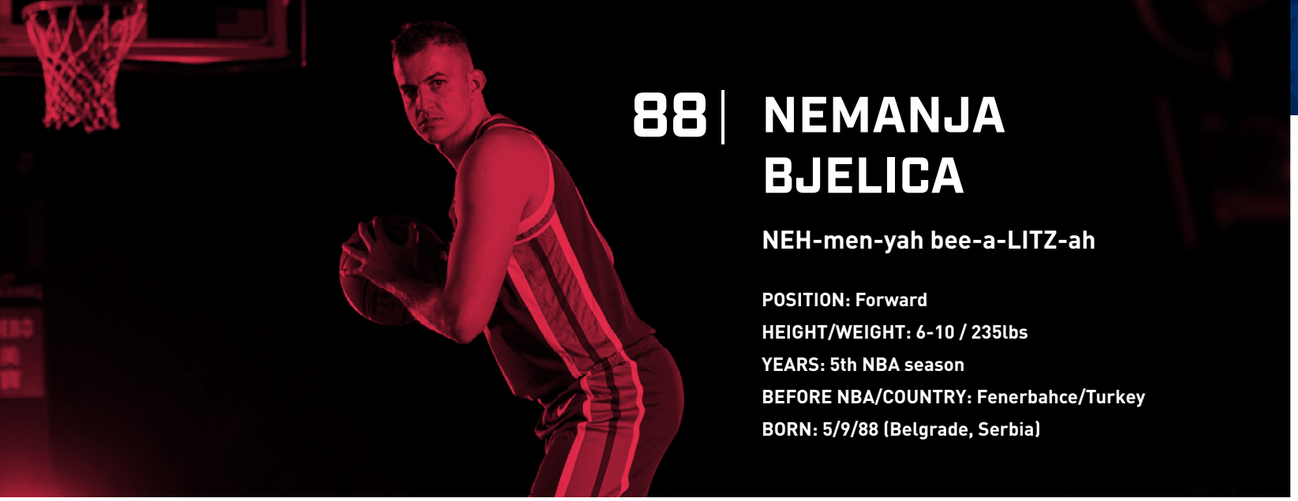

88 | NEMANJA BJELICA

NEH-men-yah bee-a-LITZ-ah

POSITION: Forward
HEIGHT/WEIGHT: 6-10 / 235lbs
YEARS: 5th NBA season
BEFORE NBA/COUNTRY: Fenerbahce/Turkey
BORN: 5/9/88 (Belgrade, Serbia)

NBA REGULAR SEASON STATISTICS

YEAR-TEAM	G	MIN	FGM	FGA	PCT	FG3M	FG3A	PCT	FTM	FTA	PCT	OFF	DEF	TOT	AST	PF	DQ	STL	TO	BLK	PTS	RPG	APG	PPG
15-16 MIN	60	1075	110	235	.468	48	125	.384	40	55	.727	49	161	210	82	154	1	26	47	21	308	3.5	1.4	5.1
16-17 MIN	65	1190	151	356	.424	56	177	.316	45	61	.738	57	187	244	79	154	1	40	59	20	403	3.8	1.2	6.2
17-18 MIN	67	1371	171	371	.461	76	183	.415	36	45	.800	53	221	274	86	141	1	50	52	16	454	4.1	1.3	6.8
18-19 SAC	77	1788	284	593	.479	103	257	.401	70	92	.761	125	319	444	147	197	2	54	82	56	741	5.8	1.9	9.6
TOTALS	**269**	**5424**	**716**	**1555**	**.460**	**283**	**742**	**.381**	**191**	**253**	**.755**	**284**	**888**	**1172**	**394**	**646**	**5**	**170**	**240**	**113**	**1906**	**4.4**	**1.5**	**7.1**

NBA PLAYOFFS STATISTICS

YEAR-TEAM	G	MIN	FGM	FGA	PCT	FG3M	FG3A	PCT	FTM	FTA	PCT	OFF	DEF	TOT	AST	PF	DQ	STL	TO	BLK	PTS	RPG	APG	PPG
17-18 MIN	5	47	7	16	.438	4	7	.571	5	7	.714	4	11	15	3	6	0	3	1	0	23	3.0	0.6	4.6
TOTALS	**5**	**47**	**7**	**16**	**.438**	**4**	**7**	**.571**	**5**	**7**	**.714**	**4**	**11**	**15**	**3**	**6**	**0**	**3**	**1**	**0**	**23**	**3.0**	**0.6**	**4.6**

BJELICA'S CAREER HIGHS

MIN:	45	03/02/18	MIN	@	UTA
FGM:	11	03/08/18	BOS	@	MIN
FGA:	16 (3)	10/26/18	WAS	@	SAC
3FGM:	6 (2)	10/26/18	WAS	@	SAC
3FGA:	10	10/26/18	WASS	@	SAC
FTM:	5 (4)	01/01/19	POR	@	SAC
FTA:	7	01/01/19	POR	@	SAC
OREB:	5 (2)	01/05/19	GSW	@	SAC
DREB:	13	03/23/19	PHX	@	SAC
REB:	17	03/23/19	PHX	@	SAC
AST:	7	03/13/18	MIN	@	WAS
STL:	4 (2)	11/07/18	TOR	@	SAC
TO:	4 (3)	02/06/19	HOU	@	SAC
BLK:	4 (2)	12/26/18	SAC	@	LAC
PTS:	30	03/08/18	BOS	@	MIN

BJELICA'S PLAYOFF CAREER HIGHS

MIN:	19	04/18/18	MIN	@	HOU
FGM:	5	04/18/18	MIN	@	HOU
FGA:	9	04/18/18	MIN	@	HOU
3FGM:	2 (2)	04/23/18	MIN	@	HOU
3FGA:	4	04/18/18	MIN	@	HOU
FTM:	4	04/18/18	MIN	@	HOU
FTA:	5	04/18/18	MIN	@	HOU
OREB:	2	04/18/18	MIN	@	HOU
DREB:	6	04/18/18	MIN	@	HOU
REB:	8	04/18/18	MIN	@	HOU
AST:	2	04/18/18	MIN	@	HOU
STL:	2	04/18/18	MIN	@	HOU
TO:	1	04/18/18	MIN	@	HOU
BLK:	N/A				
PTS:	16	04/18/18	MIN	@	HOU

TRANSACTIONS/CAREER NOTES: Selected in the second round (35th overall) of the 2010 NBA Draft by the Washington Wizards ... Acquired by Minnesota from Washington along with the draft rights to Lazar Hayward in exchange for Trevor Booker and Hamady N'diaye (6/24/10) ... Signed a contract with the Timberwolves (7/14/15) ... Agreed to a multi-year deal with the Kings (7/21/18).

NBA CAREER: Averaging 7.1 ppg (.460 FG%, .381 3pt%, .755 FT%), 4.4 rpg, 1.5 ap, 0.6 spg, 0.4 bpg and 20.2 mpg in 269 career NBA games (92 starts) over four seasons with two teams: Minnesota (2015-18) and Sacramento (2018-19) ... Ranks seventh in 3-point field goal percentage (.401) in Kings franchise history and during the Sacramento era (min. 200 3-point field goal attempts) ... Ranks 10th in Timberwolves franchise history in 3-point shooting percentage (.371).

NBA Playoffs: Averaging 4.6 ppg (7-16 FG, 4-7 3pt, 5-7 FT%), 3.0 rpg, 0.6 apg, 0.6 spg and 9.4 mpg in five career playoff games with Minnesota.

2018-19 (Sacramento): Averaged 9.6 ppg (.479 FG%, .401 3pt%, .761 FT%), 5.8 rpg, 1.9 apg, 0.7 spg, 0.7 bpg and 23.2 mpg in 77 games (70 starts) ... As a starter, averaged 9.7 ppg (.488 FG%, .408 3pt%, .744 FT%), 5.7 rpg, 1.9 apg, 0.7 spg, 0.7 bpg and 23.0 mpg in 70 games ... As a reserve, averaged 8.6 ppg (.389 FG%, .353 3pt%, FT), 6.3 rpg, 2.1 apg, 0.9 spg, 1.3 bpg and 25.3 mpg in seven games ... Became the 16th player in franchise history with 100+ makes from beyond the arc in a single season as he ended 2018-19 with 103 total made 3-pointers ... Set new single season career-highs in points, rebounds, assists and blocks per game and new single season career-bests in total points, rebounds, assists steals, blocks and 3-pointers ... Ranked 21st in 3-point field goal percentage in the NBA ... Led the Kings in scoring in three games, rebounding in 14 games and assist in two games ... Scored in double figures in 45 games, including three times with 20-plus points ... Grabbed 10 or more rebounds in 11 games, including two games with 15+ boards ... Recorded nine double-doubles ... Missed five games ... Did not play in one game due to rest - load management (1/22/19) ... Did not play in three games due to coach's decision (2/21/19, 2/23/19, 2/27/19) ... Inactive in one game due to stomach illness (3/30/19) ... **Top Single-Game Performances:** Scored a season-high 26 points as he shot 9-for-16 from the field, including a career-high tying six 3s on a career-high 10 3-point attempts to go with 12 rebounds, three assists, one steal and one block in a win vs. Washington (10/26/18) ... Posted a double-double with 15 points, 10 rebounds one assist and a career-high four blocks in a win at Dallas (12/16/18) ... Blocked a career-high tying four shots while adding 11 points, five rebounds, three assists and two steals at the LA Clippers (12/26/18) ... Recorded 14 points and 15 rebounds as he tied his career-best with five made free throws on a new career-high seven free throw attempts vs. Portland (1/1/19) ... Went 5-for-9 on field

goals for 12 points to go with nine rebounds as he grabbed a career-high tying five offensive rebounds vs. Golden State (1/5/19) ... Secured a double-double with 13 points and a career-high 17 rebounds as he also set a new career-high with 13 defensive rebounds to go with a season-high tying five assists in a win vs. Phoenix (3/23/19).

2017-18 (Minnesota): Averaged 6.8 ppg (.461 FG%, .415 3pt%, .800 FT%), 4.1 rpg, 1.3 apg, 0.7 spg and 20.5 mpg in 67 games (21 starts) ... As a starter, averaged 10.8 ppg (.443 FG%, .416 3pt%, .739 FT%), 6.8 rpg, 2.1 apg, 1.2 spg and 34.0 mpg in 21 games ... As a reserve, averaged 5.0 ppg (.480 FG%, .415 3pt%, .864 FT%), 2.8 rpg, 0.9 apg, 0.5 spg and 14.3 mpg in 46 games ... Led Minnesota in points and rebounds in one game each ...Scored in double figures 16 times, including 30-plus points in one game .. Notched one double-double ... Missed 15 games .. Inactive for three games due to a left midfoot sprain (11/24/17, 11/26/17, 12/4/17) ... Did not dress in one game due to a left midfoot sprain (11/28/17) ... Did not play in 11 games due to a left midfoot sprain (11/29-12/03/17, 12/06-12/23/17) ... **Top Single-Game Performances:** Notched a near double-double with 18 points on 6-of-13 shooting to go with nine rebounds and four assists in a win at LA Clippers (1/22/18) ... Grabbed 12 rebounds and scored eight points at Portland (3/1/18) ... Recorded career-highs with 30 points on 11-of-16 shooting while knocking down six 3-pointers on nine attempts and pulled down 12 rebounds for a double-double vs. Boston (3/8/18) ... Tallied a near triple-double with 17 points, eight rebounds and seven assists while going 7-for-16 from the field in a win at Washington (3/13/18).

2018 Playoffs: Averaged 4.6 ppg (.7-16 FG, 4-7 3pt, 5-7 FT%), 3.0 rpg, 0.6 apg, 0.6 spg and 9.4 mpg in five games (0 starts) ... Scored in double figures in one game ... **Top Single-Game Performance:** Recorded 16 points, eight rebounds, two assists and two steals as he went 5-for-9 from the field and 2-of-4 from beyond the arc at Houston (4/18/18).

2016-17 (Minnesota): Averaged 6.2 ppg (.424 FG%, .316 3pt%, .738 FT%), 3.8 rpg, 1.2 apg, 0.6 spg and 18.3 mpg in 65 games (1 start) ... As a starter, totaled 24 points (9-15 FG, 5-8 3pt, 1-1 FT), eight rebounds, three assists and three steals in 41 minutes in one game ... As a reserve, averaged 5.9 ppg (.416 FG%, .302 3pt%, .733 FT%), 3.7 rpg, 1.2 apg, 0.6 spg and 17.9 mpg in 64 games ... Missed 17 games ... Inactive for two games (12/9/16, 12/11/16) ... Not with team for the final 15 games of the season due to a fractured navicular bone in his left foot (3/17-4/12-17) ... Scored in double figures in 15 games, including one game with 20-plus points ... Collected 10 or more rebounds in three games ... Notched three double-doubles ... **Top Single-Game Performances:** In his first career start, notched then career highs when he totaled 24 points on 9-for-15 shooting while hitting 5-of-8 of his shots from beyond the arc to go with eight rebounds and three steals in a career-high 41 minutes in a win vs. L.A. Lakers (11/13/16) ... Posted 17 points and seven rebounds at New York (12/2/16) ... Notched 10 points and 12 rebounds for a double-double in a win at Sacramento (2/27/17) ... Collected 11 rebounds and added 13 points and five assists in a win at Utah (3/1/17) ... Totaled 16 points and nine rebounds as he went 6-for-7 from the field in a win vs. Washington (3/13/17).

2015-16 (Minnesota): Averaged 5.1 ppg (.468 FG%, .384 3pt%, .727 FT%), 3.5 rpg, 1.3 apg, 0.4 spg and 17.9 mpg in 60 games (0 starts) ... Missed 22 games ... Inactive in four games due to a bruised left knee (11/20-11/27) ... Did not play in seven games due to coach's decision (12/26/15,1/6/16, 2/3/16, 2/6/16, 3/16-3-21/16) ... Did not play in 11 games due to a right foot strain (2/19-3/8/16) ... Scored in double figures 14 times ... Grabbed 10-plus rebounds three times ... Recorded three double-doubles ... **Top Single-Game Performances:** Posted his first career double-double with 17 points, 11 rebounds and five assists in a win at Chicago (11/7/15) ... Tallied 14 points and seven boards as he went 4-for-5 from the field and 5-for-6 from the charity stripe vs. LA Clippers (3/30/16) ... Scored 15 points as he shot 6-for-8 to go with eight rebounds at Utah (4/1/16) ... Notched a double-double with 11 points and 10 rebounds while dishing out five dimes in a win at Portland (4/1/16).

PROFESSIONAL INTERNATIONAL CAREER: Awarded 2014-15 All-EuroLeague First Team honors after he averaged 11.5 ppg (.541 FG%, .374 3pt%, .708 FT%), 8.2 rpg, 1.2 apg, 1.0 spg, 0.5 bpg and 26.3 mpg in 63 games (48 starts) for Fenerbahce and helped guide the team to the Euroleague semifinals for the first time in franchise history during the 2014-15 season ... Averaged 12.1 ppg (.498 FG%, .347 3pt%, .684 FT%), 8.5 rpg, 1.9 apg, 1.3 spg, 0.7 bph and 27.7 mpg in 29 games (20 starts) during EuroLeague ... Averaged 9.2 ppg (.487 FG%, .407 3pt%, .810 FT), .6.0 rpg, 2.0 apg, 0.8 spg, 0.5 bpg and 22.2 mpg in 61 games (37 starts) in his first season as a member of Fenerbahce during 2013-14 ... Averaged 8.7 ppg (.444 FG%, .346 3pt%, .711 FT%), 4.8 rpg, 1.1 apg, 0.8 spg and 23.3 mpg in 117 games (42 starts) over three seasons with Caja Labaral of the Liga ACB from 2010-13 ... Averaged 6.6 ppg (.437 FG%, .351 3pt%, .674 FT%), 4.0 rpg, 0.8 apg, 0.5 spg and 18.2 mpg in 85 games (25 starts) in Caja Labaral's Liga ACB contests ... Averaged 18.9 ppg and 7.4 rpg in 16 games for Crvena Zvezda of Serbia's KLS league in 16 games during the 2009-10 season ... Averaged 8.5 ppg (.402 FG%, .235 3pt%, .667 FT%), 5.9 rpg, 2.0 apg, 1.0 spg and 23.3 mpg in 12 games (5 starts) for Crvena Zvezda during the Eurocup ... Averaged 4.6 ppg and 2.8 rpg in 11 league games in his first season with Crvena Zvezda during the 2008-09 season ... Averaged 4.8 ppg (.381 FG%, .444 3pt%, .783 FT%), 1.8 rpg, 0.7 apg and 13.9 mpg in 12 Eurocup games during the 2008-09 season.

SERBIAN NATIONAL TEAM: A member of the Serbian Senior National Basketball Team since 2009, averaging 7.8 ppg (.478 FG%, .320 3pt%, .753 FT%), 5.2 rpg, 1.6 apg, 0.6 spg and 20.1 mpg in 72 career national team contests ... Playing in the 2019 FIBA World Cup with Serbia ... Did not compete in the 2016 Olympics in Rio de Janeiro due to a right foot injury ... Averaged 13.9 ppg (.561 FG%, .375 3pt%, .840 FT%), 6.6 rpg, 2.7 apg, 0.6 spg and 27.0 mpg in nine games during EuroBasket 2015 ... Averaged 11.9 ppg (.432 FG%, .231 3pt%, .816 FT%), 6.9 rpg, 2.8 apg, 0.4 spg 0.4 bpg and 28.6 mpg in nine games during the 2014 FIBA World Cup as he helped Serbia to a silver medal finish ... Averaged 10.0 ppg (.402 FG%, .250 3pt%, .680 FT%), 7.0 rpg, 1.9 apg, 0.4 bpg and 23.6 mpg in 11 games during EuroBasket 2013 ... During the 2012 EuroBasket Qualifiers, he averaged 8.0 ppg (.596 FG%, .500 3pt%, ,857 FT%), 5.0 rpg, 1.0 apg, 1.0 spg and 17.0 mpg in nine games ... At EuroBasket 2011, he recorded 3.7 ppg (.400 FG%, .308 3pt%, .750 FT%), 2.8 rpg, 0.8 apg, 0.7 spg and 14.4 mpg in 10 games ... Averaged 3.0 ppg (6-12 FG, 0-3 3pt), 3.2 rpg, 0.5 apg and 12.5 mpg in four games for Serbia during the 2011 London Invitational Tournament ... In his first FIBA World Cup in 2010, averaged 5.7 ppg (.667 FG%, .538 3pt%, .727 FT%), 2.8 rpg, 0.7 apg, 0.4 spg and 14.9 mpg in nine games ... Received a silver medal for Serbia's performance during EuroBasket 2009 after he posted 2.6 ppg (.280, .250 3pt%, 6-7 FT), 5.1 rpg, 1.1 apg, 1.0 spg and 17.7 mpg in nine games.

PERSONAL: He is the son of Milovan and Slavica Bjelica ... As part of the Green Acres City of 3s program, helped plant trees at Common Ground Church in Sacramento; the program plants a tree for every 3-pointer made by the Kings ... Teammates with Nuggets center Nikola Jokic on the Serbian National Team ... Credits legendary Serbian and European coach Svetislav Pesic with much of his basketball development ... He was married in 2012 and former NBA player Nenad Kristic was his best man at the wedding ... @NemanjaBjelica on Twitter.

BACK TO TABLE OF CONTENTS



8 | BOGDAN BOGDANOVIC

Boag-DAHN Boag-DAHN-o-vich

POSITION: Guard
HEIGHT/WEIGHT: 6-6/220lbs
YEARS: 3rd NBA season
BEFORE NBA/COUNTRY: Fenerbahce/Turkey
BORN: 08/18/92 (Belgrade, Serbia)

NBA REGULAR SEASON STATISTICS

YEAR-TEAM	G	MIN	FGM	FGA	PCT	FG3M	FG3A	PCT	FTM	FTA	PCT	OFF	DEF	TOT	AST	PF	DQ	STL	TO	BLK	PTS	RPG	APG	PPG
17-18 SAC	78	2175	344	772	.446	129	329	.392	100	119	.840	31	192	223	258	172	0	72	125	16	917	2.9	3.3	11.8
18-19 SAC	70	1947	361	863	.418	134	372	.360	134	162	.827	40	203	243	267	142	1	72	117	15	990	3.5	3.8	14.1
TOTALS	**148**	**4122**	**705**	**1635**	**.431**	**263**	**701**	**.375**	**234**	**281**	**.833**	**71**	**395**	**466**	**525**	**314**	**1**	**144**	**242**	**31**	**1907**	**3.1**	**3.5**	**12.9**

BOGDANOVIC'S CAREER HIGHS

MIN:	43	02/27/19	MIL	@	SAC
FGM:	10	02/27/19	MIL	@	SAC
FGA:	22	02/27/19	MIL	@	SAC
3FGM:	6	01/17/18	UTA	@	SAC
3FGA:	11 (2)	04/10/19	SAC	@	POR
FTM:	8 (3)	03/11/19	SAC	@	WAS
FTA:	9 (3)	01/27/19	SAC	@	LAC
OREB:	4	03/30/19	SAC	@	HOU
DREB:	8 (2)	01/07/19	ORL	@	SAC
REB:	9	03/30/19	SAC	@	HOU
AST:	11	01/21/19	SAC	@	BKN
STL:	4 (3)	12/27/17	CLE	@	SAC
TO:	5 (6)	01/21/19	SAC	@	BKN
BLK:	2	11/07/17	OKC	@	SAC
PTS:	28	02/27/19	MIL	@	SAC

TRANSACTIONS/CAREER NOTES: Selected in the first round (27th overall) of the 2014 NBA Draft by the Phoenix Suns ... Acquired in a trade by the Kings along with the draft rights of Georgios Papagiannis (13th overall) and Skal Labissiere (28th overall) and a future second round choice from Phoenix for the draft rights of Marquese Chriss (8th overall) on the night of the 2016 NBA Draft (6/23/16) ... Signed a multi-year contract with Sacramento (7/13/17).

NBA HONORS/AWARDS: Named to 2017-18 NBA All-Rookie Second Team ... Awarded 2018 Mtn Dew Kickstart Rising Stars Challenge Most Valuable Player ... Selected to Team World for the 2018 Mtn Dew Kickstart Rising Stars Challenge ... Competed for the World Team during the 2019 Mtn Dew Ice Rising Stars Challenge at All-Star Weekend.

NBA CAREER: Averaging 12.9 ppg (.431 FG%, .375 3pt%, .833 FT%), 3.1 rpg, 3.5 apg, 1.0 spg and 27.9 mpg in 148 career NBA games (69 starts) over two seasons with one team: Sacramento (2017-19).

2018-19 (Sacramento): Averaged 14.1 ppg (.418 FG%, .360 3pt%, .827 FT%), 3.5 rpg, 3.8 apg, 1.0 spg and 27.8 mpg in 70 games (17 starts) ... As a starter, averaged 13.6 ppg (.375 FG%, .355 3pt%, .860 FT%), 4.6 rpg, 4.4 apg, 1.4 spg and 31.2 mpg in 17 games ... As a reserve, averaged 14.3 ppg (.432 FG%, .362 3pt%, .813 FT%), 3.1 rpg, 3.6 apg, 0.9 spg and 26.7 mpg in 53 games ... Set new single season career-highs in points, rebounds, assists and steals per game ... Led the Kings in scoring seven times and in assists 13 times ... Scored in double figures in 53 games, including 12 games with 20 or more points ... Dished out 10+ assists one time ... Recorded one double-double ... Missed 12 games ... Inactive in 10 games due to left knee post procedure recovery (10/17-11/4/18) ... Inactive in one game due to load management (11/9/18) ... Did not dress in one game due to a sore right foot (12/19/18) ... **Top Single-Game Performances:** Shot 7-for-16 from the floor and tied his career-highs going 8-of-9 from the free throw line totaling 24 points, seven assists, four rebounds and one steal in a win vs. New Orleans (12/23/18) ... Notched 23 points going 9-for-16 from the field and 3-of-7 from 3-point range, which included a game-winning 3-pointer at the buzzer vs. Los Angles (12/27/18) for his second career game-winner ... Totaled 15 points, eight rebounds, seven assists and one steal as he tied his career-high with eight rebounds on the defensive end in a win vs. Orland (1/7/19) ... Posted 22 points and a career-best 11 assists for his first career double-double at Brooklyn (1/21/19) ... Made a career-high tying eight free throws on nine attempts as he tallied 19 points, three steals, two assists and one rebound at the LA Clippers (1/27/19) ... Scored a career-high 28 points while also setting career-highs as he went 10-of-22 from the field while adding eight boards, eight assists, two steals and one block in a career-high 43 minutes vs. Milwaukee (2/27/19) ... Recorded 24 points and eight assists to go with a career-high nine rebounds, including a career-best four offensive rebounds at Houston (3/30/19).

2017-18 (Sacramento): Averaged 11.8 ppg (.446 FG%, .392 3pt%, .840 FT%), 2.9 rpg, 3.3 apg, 0.9 spg, 0.2 bpg and 27.9 mpg in 78 games (52 starts) ... As a starter, averaged 11.6 ppg (.424 FG%, .389 3pt%, .857 FT%), 3.0 rpg, 3.2 apg, 0.8 spg and 28.3 mpg in 52 games ... As a reserve, averaged 12.0 ppg (.494 FG%, .400 3pt%, .816 FT%), 2.5 rpg, 3.5 apg, 1.1 spg and 27.1 mpg in 26 games ... Amongst rookies, ranked eighth in points, eighth in assists, eighth in steals and 10th in minutes per game as well as 10th in field goal percentage, fourth in 3-point field goal percentage and third in free throw percentage ... Led the team in scoring in 11 games and in assists in 16 games ... Scored in double-figures 49 times and 20+ points seven times ... Dished out 10 or more assists once ... Missed four games ... Missed the first three games of the season due to a right ankle sprain (10/18-10/21/17) ... Missed one game due to a sore left hamstring (3/19/18) ... **Top Single-Game Performances:** Totaled 14 points and seven assists, five of which were alley-oops to teammate Willie Cauley-Stein in a win vs. Los Angeles (11/22/17) ... Scored 12 points, including a game-sealing shot to give the Kings a win at Golden State (11/27/17) ... Posted 16 points, eight assists and four steals in a victory versus Cleveland (12/27/17) ... Shot 9-of-11 from the field, including a perfect 6-for-6 from 3-point range for 25 points vs. Utah (1/17/18) to become just the seventh rookie since 1987 to shoot 1.000 percent from beyond the arc on six or more attempts in a single game ... Notched 22 points going 7-of-11 from the field and 5-for-5 from the charity stripe to go with seven assists in a win versus New York (3/4/18) ...

Went 8-of-21 from the field and finished with 22 points, three rebounds and four assists at Phoenix (4/3/18) ... Knocked down four shots on 11 attempts, including a game-winning bucket with 1.1 seconds left on the clock finishing with eight points in a win at Memphis (4/6/18).

PROFESSIONAL INTERNATIONAL CAREER: Averaged 14.8 ppg (.485 FG%, .376 3pt%, .874 FT%), 3.7 rpg, 3.9 apg, 1.2 spg and 27.8 mpg in 44 games (36 starts) for Fenerbahce during the 2016-17 season leading the team to both the Euro and Turkish National Championships ... Averaged 14.6 ppg (.500 FG%, .430 3pt%, .855 FT%), 3.8 rpg, 3.6 apg and 1.1 spg and 27.9 mpg in 22 games (17 starts) during the 2016 EuroLeague earning 2016-17 All-EuroLeague First-Team and EuroLeague Playoffs Game 1 MVP Honors ... Averaged 12.4 ppg (.458 FG%, .401 3pt%, .786 FT%), 3.5 rpg, 3.0 apg, 1.0 spg and 26.6 mpg in 68 games (58 starts) for Fenerbahce in Turkish and EuroLeague play in 2015-16 ... Accrued averages of 11.1 ppg (.418 FG%, 387 3pt%, .782 FT%), 3.0 rpg, 2.6 apg, 0.9 spg, 0.4 bpg and 26.5 mpg in 65 games (52 starts) in his first season with Fenerbahce during he 2014-15 season earning the honor of EuroLeague Rising Star ... Averaged 14.9 ppg (.396 FG%, .337 3pt%, .790 FT%), 3.7 rpg, 3.7 apg, 1.3 spg and 30.2 mpg in 66 games (55 starts) with KK Partizan during the 2013-14 season ... Averaged14.8 ppg (.401 FG%, .370 3pt%, .754 FT%), 3.7 rpg, 3.7 apg and 1.6 spg in 23 EuroLeague games (18 starts) en route to 2013-14 EuroLeague Rising Star accolades ... At 21 years of age, he guided Partizan past rival Red Star Belgrade in the league's championship series en route to posting 30.8 ppg, 4.8 rpg and 4.2 apg during the best-of-five series ... Averaged 7.0 ppg (.384 FG%, .311 3pt%, .800 FT%), 2.5 rpg, 1.4 apg, 0.9 spg and 17.7 mpg in 50 games (12 starts) for Partizan during the 2012-13 season ... Posted averages of 3.3 ppg (.500 FG%, .368 3pt%, .600 FT%), 1.3 rpg, 1.1 apg, 0.6 spg and 8.3 mpg in 16 games (0 starts) with KK Partizan in 2011-12 ... Totaled 29 points (11-21 FG, 1-5 3pt, 6-6 FT), 11 rebounds, eight assists, three steals and two blocks in 13 games during the 2010-11 season with Partizan ... Won the Serbian National Championship in all four of his seasons with Partizan.

SERBIAN NATIONAL TEAM: Averaging 12.8 ppg (.457 FG%, .351 3pt%, .759 FT%), 3.6 rpg, 3.2 apg, 0.8 spg and 26.1 mpg in 52 career national games for the Serbian National Team ... Competing for the Serbia at the 2019 FIBA World Cup ... Totaled 22 points (7-22 FG, 4-15 3pt, 4-4 FT), five rebounds, two assists ad three steals in 37 minutes in two games the European Qualifiers ... Averaged 20.4 ppg (.474 FG%, .292 3pt%, .825 FT%), 3.4 rpg, 5.0 apg, 1.2 spg and 32.0 mpg in nine games during EuroBasket 2017 leading Serbia to a second place finish ... A member of the silver-medal winning Serbian national team in the 2016 Rio Olympics, Bogdanovic averaged 12.3 ppg (.458 FG%, .366 3pt, 7-8 FT), 3.6 rpg, 2.6 apg and 26.1 mpg in eight contests, including a game-high 18 points (7-11 FG, 3-4 3pt, 1-1 FT) to accompany one rebound, five assists and three steals in a quarterfinal victory over Croatia ... Helped guide Serbia into the Games with averages of 17.8 ppg (.578 FG%, .556 3pt%, 4-5 FT), 5.3 rpg, 6.0 and 26.1 mpg in four games during the 2016 FIBA Qualifying Tournament ... Accumulated 8.9 ppg (.397 FG%, .271 3pt%, 812 FT%), 3.2 rpg, 3.2 apg and 21.2 mpg in nine games during EuroBasket in 2015 ... During the 2014 FIBA World Cup, recorded 12.0 ppg (.470 FG%, .356 3pt%, .778 FT%), 2.4 rpg, 2.6 apg, 0.8 apg and 27.0 mpg in nine outings as Serbia earned a silver medal ... Accrued averages of 9.4 ppg (.434 FG%, .419 3pt%, .520 FT%), 4.3 rpg, 2.0 apg and 26.1 mpg in 11 games during EuroBasket 2013, his first event with the National Team ... For Serbian Men's National under-20 team, averaged 12.4 ppg (.409 FG%, .370 3pt%, .905 FT%), 3.0 rpg, 2.3 apg, 0.6 spg and 29.2 mpg in nine games during the 2012 U20 European Championship: Division A ... In the U19 World Cup, averaged 8.9 ppg (.423 FG%, .381 3pt%, .588 FT%), 5.0 rpg, 1.7 apg, 1.1 spg, 0.9 bpg and 22.4 mpg in seven games as Serbia received silver medal ... At the 2010 under-18 European Championship: Divsion A, averaged 10.2 ppg (.354 FG%, .262 3pt%, .615 FT%), 5.3 rpg, 1.4 apg, 1.3 spg, 0.6 bpg and 23.7 mpg in nine games.

PERSONAL: Son of Dragan and Koviljka Bogdanovic and has a sister, Ivana Bogdanovic ... Participated in third year of the NBPA's "Branding in the Global Economy" program in the summer of 2019, which was held at SDA Bocconi School of Management which helps current NBA players gain international insight and experience in management and business; Bogdan was joined by fellow NBA players Zaza Pachulia, Jose Calderon, Cristiano Felicio, Al-Farouq Aminu, Kyle Anderson, Langston Galloway and Rudy Gay as they met with people from the fashion, wine and hotel & resort industries ... Bogdanovic is a fan of the video games series, World of Warcraft, and was congratulated by World of Warcraft's Twitter for winning MVP at the 2018 Mtn Dew Kickstart Rising Stars Challenge ... Fans of his former team, Fenerbahce, named a star after Bogdanovic on Apr. 10, 2016 ... He is related to the late Bogdan Bogdanovic, a noted Serbian architect.

BACK TO TABLE OF CONTENTS



13 | DEWAYNE DEDMON

POSITION: Center
HEIGHT/WEIGHT: 7-0 / 245lbs
YEARS: 7th NBA SEASON
BEFORE NBA/COUNTRY: USC / USA
HIGHSCHOOL: Lancaster (Lancaster, CA)
BORN: 08/12/89 (Lancaster, CA)

NBA REGULAR SEASON STATISTICS

YEAR-TEAM	G	MIN	FGM	FGA	PCT	FG3M	FG3A	PCT	FTM	FTA	PCT	OFF	DEF	TOT	AST	PF	DQ	STL	TO	BLK	PTS	RPG	APG	PPG
13-14 GS/PHI/ORL	31	390	38	83	.458	0	1	.000	21	32	.656	38	89	127	5	66	2	7	18	22	97	4.1	0.2	3.1
14-15 ORL	59	845	91	162	.562	0	1	.000	34	64	.531	118	177	295	9	141	2	16	51	50	216	5.0	0.2	3.7
15-16 ORL	58	705	99	177	.559	0	0	---	57	76	.750	67	161	228	13	109	2	22	32	46	255	3.9	0.2	4.4
16-17 SAS	76	1330	161	259	.622	0	0	---	65	93	.699	129	367	496	44	180	1	37	61	61	387	6.5	0.6	5.1
17-18 ATL	62	1542	250	477	.524	50	141	.355	67	86	.779	100	389	489	90	162	2	40	85	51	617	7.9	1.5	10.0
18-19 ATL	64	1609	259	526	.492	83	217	.382	92	113	.814	105	375	480	90	214	6	69	84	71	693	7.5	1.4	10.8
TOTALS	**350**	**6422**	**898**	**1684**	**.533**	**133**	**359**	**.370**	**336**	**464**	**.724**	**557**	**1558**	**2115**	**251**	**872**	**15**	**191**	**331**	**301**	**2265**	**6.0**	**0.7**	**6.5**

NBA PLAYOFFS STATISTICS

YEAR-TEAM	G	MIN	FGM	FGA	PCT	FG3M	FG3A	PCT	FTM	FTA	PCT	OFF	DEF	TOT	AST	PF	DQ	STL	TO	BLK	PTS	RPG	APG	PPG
16-17 SAS	12	97	14	23	.609	0	0	---	17	32	.531	21	26	47	3	16	0	2	8	3	45	3.9	0.3	3.8
TOTALS	**12**	**97**	**14**	**23**	**.609**	**0**	**0**	**---**	**17**	**32**	**.531**	**21**	**26**	**47**	**3**	**16**	**0**	**2**	**8**	**3**	**45**	**3.9**	**0.3**	**3.8**

DEDMON'S CAREER HIGHS

MIN:	37	12/26/18	IND	@	ATL
FGM:	9 (2)	11/15/17	SAC	@	ATL
FGA:	16	04/01/18	ORL	@	ATL
3FGM:	5 (2)	01/21/19	ORL	@	ATL
3FGA:	9	01/04/19	ATL	@	MIL
FTM:	8	11/07/15	ORL	@	PHI
FTA:	8	11/07/15	ORL	@	PHI
OREB:	8	03/08/15	BOS	@	ORL
DREB:	13	12/26/18	IND	@	ATL
REB:	17	02/10/17	SAS	@	DET
AST:	7	01/11/19	ATL	@	PHI
STL:	4 (4)	01/26/19	ATL	@	POR
TO:	5 (4)	01/04/19	ATL	@	MIL
BLK:	6 (2)	02/23/19	PHO	@	ATL
PTS:	24 (2)	01/21/19	ORL	@	ATL

DEDMON'S PLAYOFF CAREER HIGHS

MIN:	20	05/16/17	SAS	@	GSW
FGM:	3 (2)	05/16/17	SAS	@	GSW
FGA:	9	05/16/17	SAS	@	GSW
3FGM:					
3FGA:					
FTM:	3 (4)	05/22/17	GSW	@	SAS
FTA:	6	05/20/17	GSW	@	SAS
OREB:	5	05/16/17	SAS	@	GSW
DREB:	6	04/15/17	MEM	@	SAS
REB:	9	05/16/17	SAS	@	GSW
AST:	1 (3)	05/22/17	GSW	@	SAS
STL:	1 (2)	05/20/17	GSW	@	SAS
TO:	2	04/20/17	SAS	@	MEM
BLK:	2	04/15/17	MEM	@	SAS
PTS:	9	05/16/17	SAS	@	GSW

TRANSACTIONS/CAREER NOTES: An early entrant candidate who went undrafted in the 2013 NBA Draft after his forgoing his senior season at USC ... Signed to a contract as a free agent with Golden State (9/23/13) ... Waived by Golden State (10/25/13) ... Signed with Golden State (11/18/13) ... Waived by Golden State (12/5/13) ... Signed a 10-day contract with Philadelphia (1/14/14) ... Signed a second 10-day contract with Philadelphia (1/24/14) ... Waived by Philadelphia (2/3/14) ... Signed a 10-day contract with Orlando (2/25/14) ... Signed a second 10 day contract with Orlando (3/7/14) ... Signed a multi-year contract to play the remainder of the season with Orlando (3/17/14) ... Signed a multi-year deal as a free agent with San Antonio (7/14/16) ... Signed as a free agent with Atlanta (7/21/17) ... Exercised his player option extending his contract with Atlanta (6/20/18) ... Signed to a contract with Sacramento (7/8/19).

NBA CAREER: Averaging 6.5 ppg (.533 FG%, .370 3pt%, .724 FT%), 6.0 rpg, 0.7 apg, 0.5 spg, 0.9 bpg and 18.3 mpg in 350 career NBA games (176 starts) over six seasons with five teams: Golden State (2013-14), Philadelphia (2013-14), Orlando (2013-16), San Antonio (2016-17) and Atlanta (2017-19).

NBA PLAYOFFS: Averaging 3.8 ppg (.609 FG%, .531 FT%), 3.9 rpg, 0.3 apg, 0.3 bpg and 8.0 mpg in 12 career playoff games (3 starts) with one team: San Antonio (2016-17).

NBA G LEAGUE: Averaged 15.3 ppg (.540. 0-1 3pt, .711 FT%), 14.1 rpg, 1.2 apg, 1.4 spg, 2.4 bpg and 33.7 mpg in 16 career G League games (16 starts) over two seasons with two teams: Santa Cruz Warriors (2013-14) and Erie BayHawks (2015-16) ... In his only G League appearance for the BayHawks, totaled 17 points (7-13 FG, 3-3 FT), 22 rebounds and three blocks in 34 minutes as a starter ... Averaged 15.2 ppg (.540 FG%, 0-1 3pt, .686 FT%), 13.5 rpg, 1.3 apg, 1.5 spg, 2.3 bpg and 33.7 mpg in 15 games (15 starts) with the Warriors as he was selected to the then 2014 D-League Showcase Second Team and named to the Futures team for the 2014 NBA D-League All-Star Game.

2018-19 (Atlanta): Averaged 10.8 ppg (.492 FG%, .382 3pt%, .814 FT%), 7.5 rpg, 1.4 apg, 1.1 spg, 1.1 bpg and 25.1 mpg in 64 games (52 starts) ... As a starter, averaged 11.3 ppg (.492 FG%, .383 3pt%, .802 FT%), 7.7 rpg, 1.6 apg, 1.2 spg, 1.0 bpg and 26.3 mpg in 52 games ... As a reserve, averaged 9.0 ppg (.494 FG%, .375 3pt%, .882 FT%), 6.8 rpg, 0.5 apg, 0.4 spg, 1.4 bpg and 20.3 mpg in 12 games ... One of two centers along with Brook Lopez to have multiple games with five-plus made 3-point field goals ... Set new career-highs in points, steals and blocks per game as well as career-highs in 3-point field goal percentage and free throw

percentage for a single season ... Ranked 35th in rebounds per game and 25th in blocks per game in the NBA ... Led the Hawks in scoring two times, in rebounding 21 times and in assists one time ... Scored in double figures in 35 games, including three games with 20 or more points ... Grabbed 10+ rebounds in 16 games, including one game with 15 rebounds or higher ... Posted five-plus blocks in two outings ... Collected 11 double-doubles ... Missed 18 games ... Inactive in three games due to a left ankle avulsion fracture (10/17-10/21/18) ... Inactive in three games due to a personal reason (11/11-11/15/18) ... Inactive in two games due to left knee soreness (12/29/18, 12/31/18) ... Did not play in one game due to a left ankle sprain (1/13/19) ... Inactive in one game due to a left ankle sprain (1/15/19) ... Inactive in two games due to a right knee contusion (3/6/19, 3/9/19) ... Inactive in six games due to left ankle soreness (3/31-4/10/19) ... **Top Single-Game Performances:** Recorded 13 points, 13 rebounds and five blocks as a reserve as he went 5-of-10 from the field and 1-for-3 on 3-point field goals vs. Chicago (10/27/18) to become the third player since the 1985-86 season with a stat line of 13 points, 13 rebounds and five blocks with at least one 3-pointer off the bench and is the first to do so in less than 30 minutes of play ... Scored a career-high 24 points and added 12 rebounds, three assists, one steal and one block as he shot 8-for-12 from the floor, including a perfect 5-of-5 from beyond the arc setting a career-high in 3-point field goals made at Brooklyn (12/16/18) as he became the first player in NBA history to record 12 rebounds, three assists and one steal while going perfect from 3-point range with at least five 3-pointers and eight field goals made per STATS LLC ... Collected a double-double with 18 points, 15 rebounds, three assists and one block as he set a career-high with 13 defensive rebounds in a career-high 37 minutes vs. Indiana (12/26/18) ... Dished out a career-high seven assists to go with 19 points, eight rebounds and one steal in a win at Philadelphia (1/11/19) ... Tallied 11 points, three rebounds and tied his career-best with four steals at Portland (1/26/19) ... Tied his career-high with 24 points while knocking down a career-high tying five 3s in addition to nine rebounds and one assist vs. Orlando (1/21/19) ... Totaled 17 points, eight rebounds, two steals and one assist in a win vs. Philadelphia (3/23/19) as he recorded his 250th career assist ... Posted seven points, five rebounds and two blocks vs. Portland (3/29/19) as he notched career block no. 300.

2017-18 (Atlanta): Averaged 10.0 ppg (.524 FG%, .355 3pt%, .779 FT%), 7.9 rpg, 1.5 apg, 0.6 spg, 0.8 bpg and 24.9 mpg in 62 games (46 starts) ... As a starter, averaged 10.6 ppg (.534 FG%, .373 3pt%, .757 FT%), 8.4 rpg, 1.4 apg, 0.7 spg, 0.9 bpg and 26.1 mpg in 46 games ... As a reserve, averaged 8.1 ppg (.491 FG%, .308 3pt%, 11-12 FT), 6.4 rpg, 1.6 apg, 0.5 spg, 0.5 bpg and 21.3 mpg in 16 games ... Set single season career-highs in rebounds and assists per game ... Ranked 22nd in rebounds per game in the NBA ... Scored in double figures in 33 games, including two games with 20 or more points ... 18 games with 10+ rebounds, including two outings with 15 rebounds or more ... Recorded a career-high 15 double-doubles ... Missed 20 games ... Inactive in 17 games due to a left tibia stress reaction (11/30-12/27/17, 1/2-1/7/18) ... Did not dress in one game due to a left tibia stress reaction (12/29/17) ... Did not play in one game due to a left tibia stress reaction (12/30/17) ... Did not play in one game due to a sore right (4/3/18) ... **Top Single-Game Performances:** Recorded 11 points, seven rebounds, two assists, one steal and one block as he went 5-for-9 from the floor, including his first career 3-pointer at Charlotte (10/20/17) ... Totaled 20 points, 14 rebounds, five assists, two steals and two blocks shooting 9-for-10 from the filed as he tied his career-high in field goals made in a win vs. Sacramento (11/15/17) ... Tallied 20 points, 13 boards, three steals, one assist and one block in a win vs. Detroit (2/11/18) ... Scored 15 points while adding 15 rebounds, four assists, two steals and one block in a win at Utah (3/20/18) ... Made seven field goals on a career-high 16 field goal attempts posting 17 points, 10 rebounds, three assists and one block in a win vs. Orlando (4/1/18).

2016-17 (San Antonio): Averaged 5.1 ppg (.622 FG%, .699 FT%), 6.5 rpg, 0.6 apg, 0.5 spg, 0.8 bpg and 17.5 mpg in 76 games (37 starts) ... As a starter, averaged 5.6 ppg (.640 FG%, .729 FT%), 7.6 rpg, 0.6 apg, 0.5 spg, 0.9 bpg and 20.4 mpg in 37 games ... As a reserve, averaged 4.6 ppg (.602 FG%, .667 FT%), 5.5 rpg, 0.5 apg, 0.5 spg, 0.7 bpg and 14.7 mpg in 39 games ... Set a single season career-high in field goal percentage ... Scored in double figures in 12 games ... Grabbed 10+ rebounds in 14 games, including one contest with 15 or more boards ... Recorded six double-doubles ... Missed six games ... Inactive in six games due to a sprained left knee (11/16-11/2/16) ... **Top Single-Game Performances:** Totaled 12 points, seven rebounds and four blocks in a win at Sacramento (10/27/16) ... Went 6-for-6 from the field and 3-of-4 from the charity stripe for 15 points to go with 10 rebounds, two steals, one assist and one block in a win vs. Charlotte (1/7/17) ... Posted 17 points, a career-high 17 rebounds, two blocks and one steal in a win at Detroit (2/10/17) as he was one of 17 players during the season with 17 points, 17 rebounds, two blocks and one steal in a single game ... Secured a double-double with 10 points and 13 rebounds on 5-of-10 shooting in a win at Dallas (4/7/17).

2017 NBA Playoffs: Averaged 3.8 ppg (.609 FG%, .531 FT%), 3.9 rpg, 0.3 apg, 0.3 bpg and 8.0 mpg in 12 games ... Missed four games ... Inactive in one game due to illness (4/22/17) ... Did not play in three games due to coach's decision (5/5/17, 5/9/17, 5/14/17) ... Ejected in Game 1 of the Western Conference Semifinals against Houston as a result of two technical fouls ... **Top Single-Game Performances:** Posted nine points and nine rebounds at Golden State (5/16/17) ... Recorded seven points, four rebounds and one steal vs. golden State (5/20/17).

2015-16 (Orlando): Averaged 4.4 ppg (.559 FG%, .750 FT%), 3.9 rpg, 0.4 spg, 0.8 bpg and 12.2 mpg in 58 games (20 starts) ... As a starter, averaged 7.2 ppg (.558 FG%, .787 FT%), 5.9 rpg, 0.4 apg, 0.6 spg, 1.0 bpg and 18.2 mpg in 20 games ... As a reserve, averaged 2.9 ppg (.561 FG%, .690 FT%), 2.9 rpg, 0.7 bpg and 9.0 mpg in 38 games ... Scored in double figures in eight games ... Collected 10 or more rebounds in two games ... Recorded one double-double ... Missed 24 games ... Did not play in 22 games due to coach's decision (11/1/15, 11/25/15, 11/29-12/9/15, 12/18-12/26/15, 1/8/16, 1/14/16, 1/22/16, 1/26/16, 2/21/16, 2/23/16, 2/28/16, 4/8/16) ... Inactive in one game due to a sprained left foot (2/3/16) ... Inactive in one game due to illness (2/19/16) ... **Top Single-Game Performances:** Totaled 12 points, nine rebounds, three blocks and one steal as he set new career-highs going a perfect 8-of-8 from the free throw line in a win at Philadelphia (11/7/15) as he was one of six centers to record at least 10 points, five rebounds, three blocks and one steal during the season ... Posted his only double-double with 18 points, 13 rebounds and two assists while going 9-of-14 from the field in a win vs. Chicago (3/26/16) becoming the first player in Magic history to lead the team in both points and rebounds while seeing fewer than 24 minutes of action ... Went 6-of-7 from the floor and 3-for-3 from the charity stripe as he added 15 points, four rebounds and three blocks in a win vs. Brooklyn (3/29/16) ... Notched 17 points and eight rebounds to go with three blocks and three steals in a win vs. Milwaukee (4/11/16).

2014-15 (Orlando): Averaged 3.7 ppg (.562 FG%, 0-1 3pt, .531 FT%), 5.0 rpg, 0.8 bpg and 14.3 mpg in 59 games (15 starts) ... As a starter, averaged 5.0 ppg (.608 FG%, .619 Ft%), 8.1 rpg, 1.1 bpg and 21.5 mpg in 15 games ... As a reserve, averaged 3.2 ppg (.541 FG%, 0-1 3pt, .488 FT%), 4.0 rpg, 0.8 bpg and 11.9 mpg in 44 games ... Scored in double figures in two games ... Grabbed 10+ rebounds in six games, including 15 or more rebounds in one contest ... Recorded five-plus blocks in one game ... Tallied two double-doubles ... Missed 23 games ... Did not play due

BACK TO TABLE OF CONTENTS

DEWAYNE DEDMON

to coach's decision in 17 games (11/7/14, 11/9/14, 11/15/14, 11/17/14, 11/26-11/30/14, 12/15/14, 12/17/14, 1/10-1/16/15, 1/21/15, 2/4/15, 2/6/15) ... Inactive in two games due to coach's decision (1/23/15, 1/25/15) ... Did not dress in three games due to a sprained left ankle (3/18-3/22/15) ... Did not dress in one game due to a sore left ankle (3/27/15) ... **Top Single-Game Performances:** Recorded 10 points, 10 rebounds and one block for his first career double-double at Memphis (1/26/15) ... Collected his second career double-double with 11 points, 16 rebounds and two blocks, including a career-high eight offensive boards in a win vs. Boston (3/8/15) ... Grabbed 11 rebounds and scored six points in a win vs. Chicago (4/8/15).

2013-14 (Golden State/Philadelphia/Orlando): Averaged 3.1 ppg (.458 FG%, .656 FT%), 4.1 rpg, 0.7 bpg and 12.6 mpg in 31 games (6 starts) ... As a starter, averaged 4.3 ppg (.303 FG%, 6-7 FT), 8.7 rpg, 1.0 spg, 1.5 bpg and 22.3 mpg in six games ... As a reserve, averaged 2.8 ppg (.560 FG%, .600 FT%), 3.0 rpg, 0.5 bpg and 10.3 mpg in 25 games ... Totaled one point (0-1 FG, 1-2 FT) in six minutes of play in four games (0 starts) with the Warriors ... Averaged 3.4 ppg (.517 FG%, 7-13 FT), 4.5 rpg, 0.8 bpg and 13.7 mpg in 11 games (0 starts) with the 76ers after signing two 10-day contracts ... Averaged 3.7 ppg (.434 FG%, 12-16 FT), 4.9 rpg, 0.4 rpg, 0.8 bpg and 14.6 mpg in 16 games (6 starts) with the Magic after signing two 10-day contracts and then a deal to stay with Orlando for the remainder of the season ... As a reserve for Orlando, averaged 3.3 ppg (13-20 FG, 7-10 FT), 2.6 rpg, 0.4 bpg and 10.0 mpg in 10 games ... Grabbed 10 or more rebounds in two games ... Missed 13 games ... Did not play in 12 games due to coach's decision (11/20/13, 11/26-12/1/13, 2/25/14, 2/26/14, 3/10/14, 3/14/14, 3/25/14, 3/28/14) ... Inactive in one game due to coach's decision (3/12/14) ... **Top Single-Game Performances:** Scored seven points and added one assist and one block as he went 3-for-5 from the field, including his first career made field goal vs. Miami (1/17/14) ... Totaled four points, 10 rebounds, one assist, one steal and one block vs. Washington (4/11/14) ... Posted eight points, 13 rebounds, two steals and two blocks as he shot 4-of-10 from the field vs. Indiana (4/16/14).

COLLEGE (USC, 2011-13; Antelope Valley College, 2009-10): Averaged 7.1 ppg (.520 FG%, 0-4 3pt, .614 FT%), 6.4 rpg, 0.5 apg, 0.9 spg, 1.7 bpg and 22.7 mpg in 51 career collegiate games (49 starts) ... As a redshirt junior, averaged 6.7 ppg (.500 FG%, 0-3 3pt, .681 FT%), 7.0 rpg, 0.6 apg, 2.1 bpg and 22.3 mpg in 31 games (29 starts) during the 2012-13 season ... Seventh most blocks (66) in a single season in USC Men's Basketball history and fourth highest single season block total by a junior ... **Top Single-Game Performances:** Recorded six points, eight rebounds, one assist, one steal and six blocks in a win vs. UC Riverside (12/15/12) tying the eighth highest single game block total in program history ... Posted a double-double with 10 points, 11 rebounds, four blocks and one assist vs. California (1/5/13) ... Tallied 13 points, 13 rebounds and five blocks in a win at Utah (1/12/13) ... Tied his career-high scoring 18 points as he made a career-high nine field goals to go with six rebounds, two steals and one block at Washington (3/6/13) ... As a redshirt sophomore, averaged 7.6 ppg (.551 FG%, 0-1 3pt, .537 FT%), 5.5 rpg, 0.7 spg, 1.0 bpg and 23.3 mpg in 20 games (20 starts) during the 2011-12 season ... Missed 12 games, including one game due to a stress injury in his right foot and the final 11 games of the season due to a torn left MCL & tibial bone bruise ... **Top Single-Game Performances:** Totaled 16 points on 7-of-8 shooting to go with eight rebounds, three blocks and one assist in a win vs. Cal State Northridge (11/11/11) ... Posted 14 points, six rebounds, three steals and three blocks in a win vs. TCU (12/19/11) ... Scored a career-high 18 points adding seven rebounds and one steal at Oregon (1/19/12) ... During the 2010-11 season, Dedmon transferred from Antelope Valley College to USC to begin the second semester and practice with the Trojans but kept his eligibility after not playing for AVC that season ... Averaged 6.5 ppg (.500 FG%, 0-1 3pt, .659 FT%), 7.4 rpg and 2.0 bpg in 21 games (21 starts) for Antelope Valley College during the 2009-10 season.

PERSONAL: A Lancaster, California native, his full name is Dewayne Jamal Dedmon ... The son of Thomas Dedmon and Gail Lewis and younger brother of Sabrina and Marina ... Majored in sociology while attending USC ... Chose USC to stay close to his mother and sisters ... Tried out for his high school basketball games his first three years, but could not join the team due to religious reasons; did not play organized basketball until his senior year of high school playing only in a handful of games ... Enrolled at Antelope Valley College as a part-time student to get into the water treatment business and went through a workout that landed him on the basketball team ... During the 2008-09 season, he worked out and learned basketball by videotaping the games when the team played and memorizing every play at all five positions ... That year, Dedmon grew three inches to an even 7-feet and filled out to 225 pounds ... @d_dedmon3 on Twitter.



3 | YOGI FERRELL

POSITION: Guard

HEIGHT/WEIGHT: 6-0 / 180lbs

YEARS: 4th NBA SEASON

BEFORE NBA/COUNTRY: Indiana / USA

HIGH SCHOOL: Park Tudor HS (Indianapolis, IN)

BORN: 5/9/93 (Greenfield, IN)

NBA REGULAR SEASON STATISTICS

YEAR-TEAM	G	MIN	FGM	FGA	PCT	FG3M	FG3A	PCT	FTM	FTA	PCT	OFF	DEF	TOT	AST	PF	DQ	STL	TO	BLK	PTS	RPG	APG	PPG
16-17 BKN/DAL	46	1197	160	394	.406	68	176	.386	74	89	.831	20	91	111	172	90	0	42	70	9	462	2.4	3.7	10.0
17-18 DAL	82	2281	311	730	.426	134	359	.373	82	103	.796	26	223	249	201	153	0	64	78	9	838	3.0	2.5	10.2
18-19 SAC	71	1067	153	352	.435	54	149	.362	60	67	.896	13	96	109	137	64	0	36	40	4	420	1.5	1.9	5.9
TOTALS	**199**	**4545**	**624**	**1476**	**.423**	**256**	**684**	**.374**	**216**	**259**	**.834**	**59**	**410**	**469**	**510**	**307**	**0**	**142**	**188**	**22**	**1720**	**2.4**	**2.6**	**8.6**

FERRELL'S CAREER HIGHS

MIN:	43 (2)	01/13/18	LAL	@ DAL
FGM:	11	02/03/17	DAL	@ POR
FGA:	17	02/03/17	DAL	@ POR
3FGM:	9	02/03/17	DAL	@ POR
3FGA:	11	02/03/17	DAL	@ POR
FTM:	7	10/20/17	SAC	@ DAL
FTA:	8	10/20/17	SAC	@ DAL
OREB:	3 (2)	01/09/18	ORL	@ DAL
DREB:	10	12/16/17	DAL	@ SAS
REB:	11	12/16/17	DAL	@ SAS
AST:	12	03/17/18	DAL	@ BKN
STL:	4 (2)	02/23/18	DAL	@ LAL
TO:	4	10/20/17	SAC	@ DAL
BLK:	1 (22)	01/21/19	SAC	@ BKN
PTS:	32	02/03/17	DAL	@ POR

TRANSACTIONS/CAREER NOTES: Went undrafted in the 2016 NBA Draft out of Indiana ... Signed a contract with Brooklyn (6/22/16) ... Waived by Brooklyn (10/21/16) ... Signed by Brooklyn (11/9/16) ... Waived by Brooklyn (12/8/17) ... Signed a 10-day contract with Dallas (1/28/17) ... Agreed to a multi-year deal with Dallas (2/7/17) ... Had his team option exercised extending contract with Dallas (6/24/17) ... Signed a contract with Sacramento (7/23/18).

NBA AWARDS/HONORS: Named to the 2016-17 All-Rookie Second Team ... Earned Rookie of the Month honors for February 2017.

NBA CAREER: Averaging 8.6 ppg (.423 FG%, .374 3pt%, .834 FT%), 2.4 rpg, 2.6 apg, 0.7 spg and 22.8 mpg in 199 games (53 starts) over three seasons with three teams: Brooklyn (2016-17), Dallas (2016-18) and Sacramento (2018-19).

NBA G LEAGUE: Averaged 18.7 ppg (.422 FG%, .398 3pt%, .903 FT%), 2.9 rpg, 5.8 apg, 1.6 and 35.7 mpg in 18 career G League games (18 starts) with one team: Long Island Nets (2016-17) ... Initially selected as a then 2017 D-League Eastern Conference All-Star ... Earned a GATORADE Call Up from Long Island to the Brooklyn Nets on Nov. 9, 2016 ... Received a second GATORADE Call Up on Jan. 28, 2017 after signing a 10-day contract with the Dallas Mavericks.

2018-19 (Sacramento): Averaged 5.9 ppg (.435 FG, .362 3pt%, .896 FT%), 1.5 rpg, 1.9 apg, 0.5 spg and 15.0 mpg in 71 games (3 starts) ... As a starter, totaled 29 points (9-23 FG, 5-10 3pt, 6-6 FT), 10 rebounds, nine assists and three steals in 90 minutes in three games ... As a reserve, averaged 5.8 ppg (.438 FG%, .353 3pt%, .885 FT%), 1.5 rpg, 1.9 apg, 0.5 spg and 14.4 mpg in 68 games ... Set single season career-highs in field goal and free throw percentage ... Led the Kings in assists two times ... Scored in double figures in 13 games ... Missed 11 games ... Did not play in 11 games due to coach's decision (10/30/18, 11/7/18, 11/10-11/16/18, 11/19-11/24/19, 12/1/18, 12/10/18, 3/14/19) ... **Top Single-Game Performances:** Tallied 17 points, six assists, two rebounds and one steal in a win vs. Minnesota as he shot 5-of-6 from the floor and 4-for-4 from 3-point distance (12/12/18) ... Made six of his nine field goal attempts totaling 16 points, three boards, three assists and one block at Minnesota (12/17/18) ... Recorded 10 points, seven rebounds, six assists and two steals at Toronto (1/22/19) ... Scored a season-high 19 points as went 7-for-7 from the field and a perfect 4-of-4 from 3-point range in a win vs. San Antonio (2/4/19) as he is just one of 25 players since the 1983-84 season to go perfect from the field on seven or more field goals and make every shot from 3-point range on four or more attempts; one of 13 players to complete the feat while coming off the bench as he was one of three players this season to go perfect from the field and from beyond the arc on seven-plus field goal tries and four-plus 3-point attempts (Dante Cunningham, Norman Powell).

2017-18 (Dallas): Averaged 10.2 ppg (.426 FG%, 373 3pt%, .796 FT%), 3.0 rpg, 2.5 apg, 0.8 spg and 27.8 mpg in 82 games (21 starts) ... As a starter, averaged 12.0 ppg (.443 FG%, .421 3pt%, .909 FT%), 3.9 rpg, 2.9 apg, 0.8 spg and 33.3 mpg in 21 games ... As a reserve, averaged 9.6 ppg (.419 FG%, .353 3pt%, .765 FT%), 2.8 rpg, 2.3 apg, 0.8 spg and 25.9 mpg in 61 games ... Set single season career-highs in points, rebounds and minutes per game ... Scored in double-figures in 40 games, including 20 or more points in five contests ... Grabbed 10 or more rebounds in two games ... Dished out 10+ assists once ... Collected three double-doubles ... **Top Single-Game Performances:** Set new career-highs going 7-for-8 from the free throw line as he finished with 14 points, four rebounds, two assists and one steal vs. Sacramento (10/20/17) ... Posted 17 points, 11 rebounds and six assists for his first double-double of the season at San Antonio (12/16/17) ... Recorded 15 points, eight rebounds and four assists, including a career-best three offensive rebounds in a win vs. Orlando (1/9/18) ... Took all of his shots from 3-point range going 7-of-10 for 22 points at Charlotte (1/10/18) ... Totaled 20 points on 7-of-14 shooting to go with five boards and three steals at Houston (2/11/18) ... Notched 13 points, three assists, two rebounds and a career-high tying four steals at Los Angeles (2/23/18) ... Scored a season-high 24 points as he shot 9-of-11 from the field and 6-for-7 from 3-point range in a win at Denver (3/6/18) ... Dished out a career-high 12 assists while adding 12 points and five rebounds at Brooklyn (3/17/18).

BACK TO TABLE OF CONTENTS

YOGI FERRELL

2016-17 (Brooklyn/Dallas): Averaged 10.0 ppg (.406 FG%, .386 3pt%, .831 FT%), 2.4 rpg, 3.7 apg, 0.9 spg and 26.0 mpg in 46 games (29 starts) ... As a starter, averaged 11.7 ppg (.400 FG%, .379 3pt%, .884 FT%), 2.7 rpg, 4.6 apg, 1.1 spg and 30.6 mpg in 29 games ... As a reserve, averaged 7.2 ppg (.423 FG%, .404 3pt%, 13-20 FT), 1.9 rpg, 2.2 apg, 0.5 spg and 18.3 mpg in 17 games ... Averaged 5.4 ppg (.367 FG%, .296 3pt%, .625 FT%), 1.2 rpg, 1.7 apg and 15.1 mpg in 10 games (0 starts) with the Nets ... Averaged 11.3 ppg (.412 FG%, .403 3pt%, .877 FT%), 2.8 rpg, 4.3 apg, 1.1 spg and 29.0 mpg in 36 games (29 starts) ... As a reserve for Dallas, averaged 9.7 ppg (.473 FG%, .520 3pt%, 3-4 FT), 2.9 rpg, 3.0 apg, 1.0 spg and 22.8 mpg in seven games ... Among rookies, ranked fifth in points per game, second in assists per game, third in steals per game, fifth in 3-point field goal percentage and fifth in free throw percentage ... Missed four games ... Did not play in three games due to a coach's decision (11/29/16, 12/3/16, 12/7/16) ... Inactive in one game due to G League assignment (12/5/16) ... **Top Single-Game Performances:** Tallied career-highs with 32 points on 11-of-17 shooting, including a career-best nine treys just four games into his 10-day contract in a win at Portland (2/3/17) ... Posted 11 points and nine assists at Atlanta (3/1/17) ... Posted 16 points and seven assists in a win vs. Los Angeles (3/7/17) ... Notched 21 points, four rebounds and four assists as he went 8-of-16 from the field at Phoenix (4/9/17).

COLLEGE (Indiana, 2012-2016): Averaged 14.5 ppg (.432 FG%, .399 3pt%, .830 FT%), 3.2 rpg, 4.6 apg, 0.8 spg and 32.8 mpg in 137 career collegiate games (137 starts) ... Finished his Hoosier career ranked first in assists (633), second in 3-pointers made (272) and sixth in points (1,986) in Indiana annals ... IU's all-time leader in games played and started ... In the Big Ten record book, ranks ninth in career points (1,069), second in career assists (314) and first in career 3-point field goals made (159) ... The only player in school history to lead the team in assists for four years ... Holds the school record with 68 consecutive games with a 3-pointer ... Led the Hoosiers to three NCAA Tournament appearances (2013, 2015, 2016), including two Sweet 16 berths (2013, 2016) ... Earned NCAA AP All-America honors during his senior season after he averaged 17.3 ppg (.458 FG%, .420 3pt%, .829 FT%), 3.8 rpg, 5.6 apg, 1.1 spg and 34.7 mpg in 35 games (35 starts) in 2015-16 ... Second most assists (195), second highest assists per game average (5.6) and eighth most 3s made (79) for a single season in program history ... Awarded All-America Second Team honors from Sporting News and USA Today while joining the All-America Third Team for CBS Sports and All-American Third Team for the Associated Press ... Also made the Wendy's Wooden Award All-American Team ... Named unanimously to First Team All-Big Ten and also honored on the Big Ten All-Defensive Team, NABC All-District 7 First Team and USBWA All-District 5 Team ... **Top Single-Game Performances:** Scored a career-high 38 points (12-18 FG, 4-8 3pt, 10-10 FT) and added five rebounds and five assists vs. IPFW (12/9/15) ... Totaled 30 points as he went 12-for-20 from the field and 5-of-6 from 3-point range and collected seven rebounds and two steals at Rutgers (12/30/15) ... Recorded his first career double-double with 20 points and 10 rebounds against Chattanooga in the first round of the NCAA Tournament (3/17/16) ... As a junior, averaged 16.3 ppg (.439 FG%, .416 3pt%, .860 FT%), 3.2 rpg, 4.9 apg, 0.7 spg and 34.9 mpg in 34 games (34 starts) during the 2014-15 season ... Seventh most assists (166), ninth highest assists per game average (4.9) and fourth most 3-point field goals made (82) for a single season in Indiana Men's Basketball history ... Named First Team All-Big Ten and selected to USBWA All-District 5 Team while garnering NABC First Team All-District 7 honors ... **Top Single-Game Performances:** Notched 27 points, seven assists and four rebounds vs. EWU (11/24/14) ... Scored a season-high tying 27 points going 9-for-15 from the field and knocking down five 3-pointers against Georgetown at Madison Square Garden (12/27/14) ... As a sophomore, averaged 17.3 ppg (.413 FG%, .400 3pt%, .824 FT%), 3.0 rpg, 3.9 apg, 0.8 spg and 33.8 mpg in 32 games (32 starts) during the 2013-14 season ... Third most 3-pointers made (88) for a single season by a Hoosier ... Named Second Team All-Big Ten and NABC First Team All-District 7 ... **Top Single-Game Performances:** Posted 26 points (8-11 FG, 5-7 3pt, 5-7 FT), six assists and three rebounds vs. Samford (11/15/13) ... Tallied a season-high 30 points to go with five boards and four assists as Illinois (12/31/13) ... As a freshman, averaged 7.6 ppg (.403 FG%, .303 3pt%, .798 FT%), 2.8 rpg, 4.1 apg, 0.8 spg and 28.1 mpg in 36 games (36 starts) in his first year at Indiana in 2012-13 ... Selected to the Big Ten All-Freshman Team by the coaches and earned All-Big Ten Honorable Mention by the media ... **Top Single-Game Performance:** Collected 19 points, five assists, one steal and a block vs. Iowa (3/2/13).

HIGH SCHOOL: Rated as the No.19 player and No. 2 point guard of his class by Rivals.com, No. 32 player and No. 3 point guard by Scout.com and the No. 24 prospect and No. 3 point guard in the ESPNU 100 at the conclusion of his senior year ... Averaged 18.5 points, 3.1 reboundS and 6.6 assists per game as he led Park Turdor to a 26-2 record and a second straight state championship ... Tied the state championship game assists record with 12 while he added 17 points and nine rebounds ... A participant in the 2012 McDonald's All-American Game ... 2012 Indiana Mr. Basketball runner-up behind Denver Nuggets guard Gary Harris ... Helped the Indiana Senior All-Stars sweep the Kentucky Senior All-Star in a two-game series ... Also led Park Tudor to a state title during the 2010-11 season and a runner-up finish for the 2009-10 season ... First Team All-State by the Associated Press as a junior while also making the Indiana Junior All-Star team after accumulating 18.7 points and 6.6 assists per game... Recorded 23.4 points and 4.6 assists per game as a sophomore and averaged 12.3 points, 5.1 assists and 2.0 steals per game as a freshman ... Played AAU for Indiana Elite ... Received honor roll accolades while attending Park Tudor.

PERSONAL: Full name is Kevin Ferrell Jr, son of Kevin Ferrell Sr. and Lydia Ferrell ... His mother nicknamed him "Yogi" as a child because he was always eating like the cartoon character Yogi Bear ... Has one brother and two sisters ... Began the Ferrell Family Foundation while a member of the Dallas Mavericks whose mission is to bring awareness and support to the foster care system ... @YogiFerrell11 on Twitter.



5 | De'AARON FOX

POSITION: Guard

HEIGHT/WEIGHT: 6-3 / 185lbs

YEARS: 3rd NBA SEASON

BEFORE NBA/COUNTRY: Kentucky / USA

HIGH SCHOOL: Cypress Hills HS (Cypress Hills, TX)

BORN: 12/20/97 (New Orleans, LA)

NBA REGULAR SEASON STATISTICS

YEAR-TEAM	G	MIN	FGM	FGA	PCT	FG3M	FG3A	PCT	FTM	FTA	PCT	OFF	DEF	TOT	AST	PF	DQ	STL	TO	BLK	PTS	RPG	APG	PPG
17-18 SAC	73	2026	328	797	.412	47	153	.307	141	195	.723	33	171	204	320	163	1	70	173	20	844	2.8	4.4	11.6
18-19 SAC	81	2546	505	1102	.458	86	232	.371	303	417	.727	43	261	304	590	204	0	133	227	45	1399	3.8	7.3	17.3
TOTALS	**154**	**4571**	**833**	**1899**	**.439**	**133**	**385**	**.345**	**444**	**612**	**.725**	**76**	**432**	**508**	**910**	**367**	**1**	**203**	**400**	**65**	**2243**	**3.3**	**5.9**	**14.6**

FOX'S CAREER HIGHS

MIN:	42	10/21/18	SAC	@	OKC
FGM:	12 (2)	12/30/18	SAC	@	LAL
FGA:	24	02/25/19	SAC	@	MIN
3FGM:	6	01/28/18	SAC	@	SAS
3FGA:	7	03/30/19	SAC	@	HOU
FTM:	11	03/26/19	SAC	@	DAL
FTA:	12 (3)	03/26/19	SAC	@	DAL
OREB:	3 (4)	12/27/18	LAL	@	SAC
DREB:	7 (5)	03/14/19	SAC	@	BOS
REB:	10	11/01/18	SAC	@	ATL
AST:	15	11/01/18	SAC	@	ATL
STL:	6	03/24/19	SAC	@	LAL
TO:	8	01/08/19	SAC	@	PHX
BLK:	4 (2)	03/21/19	DAL	@	SAC
PTS:	31	11/01/18	SAC	@	ATL

TRANSACTIONS/CAREER NOTES: An early entry candidate selected in the first round (5th overall) of the 2017 NBA Draft by the Sacramento Kings after his lone season at the University of Kentucky ... Signed to a multi-year contract with Sacramento (7/7/17) ... Had team option exercised extending his contract with Sacramento (10/26/18).

NBA HONORS/AWARDS: Selected to compete for the U.S. Team during the 2018 Mtn Dew Kickstart Rising Stars Challenge ... 2019 Most Improved Player award finalist ... Named to the U.S. Team for the 2019 Mtn Dew Ice Rising Stars Challenge ... A 2019 Taco Bell® Skills Challenge participant.

NBA HONORS/AWARDS: Averaging 14.6 ppg (.439 FG%, .345 3pt%, .725 FT%), 3.3 rpg, 5.9 apg, 1.3 spg, 0.4 bpg and 29.7 mpg in 154 career NBA games (142 starts) with one team: Sacramento (2017-19).

2018-19 (Sacramento): Averaged 17.3 ppg (.458 FG%, .371 3pt%, .727 FT%), 3.8 rpg, 7.3 apg, 1.6 spg, 0.6 bpg and 31.4 mpg in 81 games (81 starts) ... First player in franchise history since the steal was recorded to average 17.0 points, 3.5 rebounds, 7.0 assists and 1.6 steals per game and just the ninth player in NBA history to accumulate those averages during the player's first or second season; one of four players with those averages or better this season (James Harden, Jrue Holiday, Russell Westbrook) ... Fifth most assists (590) for a single season in the Sacramento-Era ... First in Sac-Era and third in franchise history (Oscar Robertson, 1960-69; Nate Archibald, 1972-73) to have two or more games totaling 30 points and 12 assists through a team's first 24 games of the season; One of two first or second-year players with multiple 30-point and 12-assist games ... First player with back-to-back games with 12+ assists (11/19-11/21/18) before his 21st birthday since John Wall on Feb. 25, 2011 ... One of six players in 2018-19 with a steal in 19 straight contests (12/19/18-1/27/19); had the fifth longest streak this season, tied the 12th longest streak in franchise history and is the longest steals streak by a Kings player since Tyreke Evans had a steal in 23 consecutive games from Jan. 1 to Feb. 11, 2012 ... One of 15 players in franchise history with five-plus steals in three or more games in a single season ... Set single season career-highs in points, rebounds, assists, steals and blocks per game along with career-highs in field goal, 3-point and free throw percentage for a single season ... Ranked eighth in assists per game and ninth in steals per game in the NBA ... Fifth most games with 10+ assists in the NBA ... Led the Kings in scoring 15 times, in rebounding three times and in assists 66 times ... Scored in double figures in 70 games, including 27 games with 20+ points and three games with 30+ points ... Grabbed 10+ rebounds in one game ... Dished out 10 or more assists in 17 games, including one game with 15 assists ... Recorded 17 double-doubles, including one triple-double ... Missed one game ... Did not dress in one game due to rest - load management (1/22/19) ... **Top Single-Game Performances:** Scored a career-high 31 points to go with career-highs of 10 rebounds and 15 assists for his first career triple-double in a win at Atlanta (11/1/18) as he became the youngest player in NBA history to post a triple-double with at least 30 points, 10 rebounds and 15 assists at 20 years and 316 days old (previously Magic Johnson); only him, LeBron James and Luka Doncic have had a triple-double with 30 points or more before their 21st birthday and is the first 30-point triple-double by a Sacramento player since Mitch Richmond had 38 points, 10 rebounds and 10 assists on Jan. 22, 1997 ... Posted 30 points, 12 assists, two rebounds and three steals on a career-high 12 field goals in a win at Cleveland (12/7/18) ... Grabbed nine boards, including a career-high tying three offensive rebounds to go with 15 points, 12 assists and two steals in a win vs. Los Angeles (12/27/18) ... Tied his career-high as he shot 12-for-19 from the floor for 26 points accompanied by seven assists, four rebounds, three steals and one block at Los Angeles (12/30/18) ... Tallied 20 points, five steals, three rebounds and two assists in 23 minutes in a win vs. Orlando (1/7/19) as he is one of 12 players in NBA history to record 20 points and five steals in 23 minutes of action of less; he is the youngest player among the other 11 players to accomplish the feat ... Went 11-of-17 from the field and 6-of-8 from beyond the arc collecting 30 points, five rebounds, eight assists and one steal in a win at New York (3/9/19) vaulting Oscar Robertson as the youngest King in franchise history to score 30+ points at Madison Square Garden ... Totaled 15 points, nine assists, three rebounds, one steal and tied his career-best with four blocks in a win vs. Dallas (3/21/19) ... Tallied nine points, six boards, four assists and a career-high six steals at Los Angeles (3/24/19) as

BACK TO TABLE OF CONTENTS

he was one of 18 players this season with six-plus steals in a game and one of two players (Derrick White) among the group of 18 to record a six-steal game in their rookie or sophomore season ... Made a career-high 11 free throws on a career-high tying 12 free throws attempts for 23 points while adding five rebounds and eight assists in a win at Dallas (3/26/19) to become was just the 11th player in franchise history to have two games with 20 points, eight assists and five rebounds or more in a single season ... Notched 25 points, 12 assists, five rebounds, three steals and one block as he shot 11-for-22 from the field at New Orleans (3/28/19) making him the eighth player since 1983-84 with 25 points, 12 assists, five rebounds, three assists and one block in a game before their 22nd birthday; one of four players this season with that stat line.

2017-18 (Sacramento): Averaged 11.6 ppg (.412 FG%, .307 3pt%, .723 FT%), 2.8 rpg, 4.4 apg, 1.0 spg and 27.7 mpg in 73 games (61 starts) ... As a starter, averaged 11.6 ppg (.414 FG%, .319 3pt%, .724 FT%), 2.7 rpg, 4.3 apg, 1.0 spg and 28.1 mpg in 61 games ... As a reserve, averaged 11.6 ppg (.400 FG%, 4-18 3pt, .719 FT%), 3.3 rpg, 5.0 apg, 0.8 spg and 26.1 mpg in 12 games ... First Kings rookie with five-plus assists in seven of his first 10 games in the NBA since Bobby Hurley during the 1993-94 season ... Hit three game-winning or game-tying shots in the final 10 seconds of regulation, which tied with four other payers for the most this season ... Ranked fifth in assists, ninth in points and seventh in steals among fellow rookies ... Led the Kings in scoring nine times, in rebounding one time and in assists 25 times ... Scored in double-figures in 48 games and 20-plus points in five outings ... Collected 10 or more assists in four games ...Missed nine games ... Inactive for two games due to a right quadriceps contusion (12/17/17, 12/20/17) ... Inactive in five games due to a right quadriceps muscle partial tear (12/23-12/31/17) ... Inactive in one game due to conjunctivitis (2/22/18) ... Inactive in one game due to a lower back strain (3/9/18) ... Tallied three double-doubles ... First Sacramento rookie since Willie Cauley-Stein to record three double-doubles in his first season ... **Top Single-Game Performances:** Recorded nine points, six rebounds and 10 assists just two games into the season at Dallas (10/20/17) making him one of three players in franchise history to have 10-plus assists in their first or second career game (Oscar Robertson, 1; Phil Ford, 2); only the second player (Tim Frazier) to record 10+ assists as a rookie reserve in career game no. 1 or 2 ... Made the go-ahead basket with 14.1 seconds to go in the fourth quarter for 11 points while adding seven assists in a win vs Philadelphia (11/9/17), making him the youngest player from 2013-18 to make a game-winner in the final 30 ticks of play ... Posted 17 points going 6-of-8 from the charity stripe with three boards and four assists vs. Charlotte (1/2/18) ... Recorded his first career double-double with 11 points and a career-high tying 10 assists vs. San Antonio (1/8/18) ... Went a perfect 6-of-6 from beyond the arc and 8-for-15 from the field and added four free throws for a then career-high 26 points at San Antonio (1/28/18) ... Totaled 23 points going 8-of-16 from the field and added six free throws and three steals, including 14 points in the first quarter alone at Minnesota (2/11/18) ... Knocked down a 10 shots on 17 tries for 21 points to go with three steals and two blocks in an overtime win vs. Brooklyn (3/1/18) ... Totaled 20 points, including his fourth game-tying or go-ahead bucket this season in an overtime win vs. Miami (3/14/18).

COLLEGE (Kentucky, 2016-17): As a freshman, averaged 16.7 ppg (.479 FG%, .246 3pt%, .736 FT%), 4.6 apg, 4.0 rpg, 1.5 spg and 29.6 mpg in 36 collegiate games (34 starts) in his lone season with the Kentucky Wildcats during the 2016-17 season ... Third most assists (165) by a Wildcat during their freshman season ... His assist average paced the SEC and was 11th best among freshmen nationally ... Named Third Team All-American by CBS Sports, USA Today, and ESPN, while receiving Honorable Mention by AP ... Chosen to the All-SEC First Team and SEC All-Freshman Team by the AP and coaches ... Made USBWA All-District IV Team and the NABC District 21 First Team ... Won SEC Freshman of the Week four times (11/21/16, 12/5/16, 12/9/16, 1/9/17) ... Awarded MVP Honors for the SEC Tournament after averaging 22.0 ppg (.618 FG%, 3-5 3pt, .700 FT%), 3.7 rpg, 2.7 apg en route to UK's third consecutive crowning as SEC Tournament champions ... An NCAA Tournament All-South Region Team selection after he averaged 21.3 ppg (.500 FG%, .286 3pt%, .778 FT%), 2.8 rpg, 2.8 apg, 1.8 spg, 0.5 bpg and 32.3 mpg in four games during Kentucky's Elite Eight run ... **Top Single-Game Performances:** Set a school record for most assists in a college debut with 12 assists to go with 12 points for his first double-double vs. Stephen F. Austin State (11/16/16) ... Posted the second triple-double in UK history after he recorded 14 points, 11 rebounds and 10 assists vs. Arizona State (11/28/16) ... Totaled 20 points and nine assists vs. UCLA (12/3/16) ... Notched his third double-double of the season with 24 points and 10 assists vs. North Carolina (12/17/16) ... Recorded 14 points in the final 4:36 of regulation, 16 total, in a win at Georgia (2/18/17) ... Scored 28 points in the SEC tournament semifinals, the most by a UK freshman in SEC Tournament history, including nine straight points and 12 of the team's final 17 vs. Alabama (3/11/17) ... In the Sweet 16 scored a career-high 39 points, the most scored by a freshman in an NCAA tournament game as well as a 2017 tournament-high in a rematch vs. UCLA (3/24/17).

USA BASKETBALL: Member of 2019 USA Select Team that trained with and against National Team during World Cup training camp from Aug. 5-8 ... Promoted to the National Team and played for USA Blue Team in the annual exhibition game earning a finalist spot for the 2019 World Cup roster before his withdrawal ... Helped USA Junior National Select Team defeat the World Select Team at 2016 Nike Hoop Summit ... 2015 USA Basketball Junior National Team October minicamp participant ... Named to the 2015-16 USA Basketball Men's Junior National Team.

HIGH SCHOOL: During his senior year, received All-USA Boys Basketball First Team and Naismith All-America First Team honors while earning a spot as a finalist for Naismith High School Player of the Year ... Also a 2016 McDonald's All-American and 2016 Texas Gatorade PLayer of the Year who participated in the Jordan Brand Classic ... Shared MVP honors with former UK teammate and Charlotte Hornets guard Malik Monk at the Jordan Brand Classic after Fox scored a game-high 23 points ... Tabbed as No. 6 overall player by Scout, Rivals, ESPN and 247Sports ... Recorded back-to-back 40-point outings during the Texas high school state playoffs before his team fell in the regional finals ... Cypress Lakers won three straight district championships as he was a three-time all-region selection who won the district's MVP award twice ... Earned his district's New Comer of the Year award during his freshman season ... Earned academic All-District accolades.

PERSONAL: Mother, Lorraine Harris-Fox, played basketball at Arkansas-Little Rock from 1986-88 ... Created The Fox Whole Family Foundation, which serves women whose lives have been impacted by breast cancer, as his mother is a breast cancer survivor ... Launched the Breast Cancer Community Assist Program in 2018-19 donating $100 for each personal assist at home, up to $20,000, to the Albie Aware Breast Cancer Foundation ... His foundation held a Strike Out Breast Cancer charity bowling event on Jan. 6, 2019, which raised additional money for Albie Aware ... Started annual clinic with his mother over Mother's Day weekend in 2018 joining breast cancer survivors and their families at Golden 1 Center to learn about breast cancer, treatment and basketball hosted with team partner Kaiser Permanente ... 2019 Oscar Robertson Triple-Double award winner, given to a Kings player who exemplifies excellence both on the court and in the community ... An avid video game player, Fox inked a deal with HyperX in 2017; his dad credits NBA 2K with creating a stronger understanding of basketball concepts and went on to playing other games like Call of Duty, Dragonball and Need for Speed ... Nicknamed Swipa after the Dora the Explor character by his friend's dad for his stealing ability ... @swipathafox on Twitter.



32 | WENYEN GABRIEL

TWO-WAY

WHEN-yin

POSITION: Forward

HEIGHT/WEIGHT: 6-9 / 220lbs

YEARS: Rookie

BEFORE NBA/COUNTRY: Kentucky / USA

HIGH SCHOOL: Wilbraham & Monson Academy (Wilbraham, MA)

BORN: 3/26/97 (Khartoum, Sudan)

NBA G LEAGUE REGULAR SEASON STATISTICS

YEAR-TEAM	G	MIN	FGM	FGA	PCT	FG3M	FG3A	PCT	FTM	FTA	PCT	OFF	DEF	TOT	AST	PF	DQ	STL	TO	BLK	PTS	RPG	APG	PPG
18-19 STO	42	870	165	338	.488	34	92	.370	62	84	.738	101	177	278	46	139	0	21	64	46	426	6.6	1.1	10.1
TOTALS	**42**	**870**	**165**	**338**	**.488**	**34**	**92**	**.370**	**62**	**84**	**.738**	**101**	**177**	**278**	**46**	**139**	**0**	**21**	**64**	**46**	**426**	**6.6**	**1.1**	**10.1**

COLLEGE STATISTICS

YEAR-TEAM	G	MPG	FGM	FGA	PCT	FG3M	FG3A	PCT	FTM	FTA	PCT	RPG	APG	SPG	BPG	PTS	PPG
16-17 UK	38	17.7	60	148	.471	20	63	.317	34	55	.618	4.8	0.7	0.3	0.9	174	4.6
17-18 UK	37	23.1	87	197	.495	42	106	.396	35	56	.625	5.4	0.6	0.8	1.1	251	6.8
TOTALS	**75**	**20.3**	**147**	**345**	**.483**	**62**	**169**	**.367**	**69**	**111**	**.622**	**5.1**	**0.6**	**0.5**	**1.0**	**425**	**5.7**

TRANSACTIONS/CAREER NOTES: An early entry candidate who went undrafted in the 2018 NBA Draft out of Kentucky following his sophomore season ... Signed a two-way contract with Sacramento (7/31/18).

2018-19 (Sacramento): Missed all 82 games for Sacramento ... Did not play in one game due to coach's decision (10/17/18) ... Inactive in 74 games due to his two-way contract (10/19/18-3/28/19) ... Inactive in seven games due to coach's decision (3/30-4/10/19).

2018-19 (Stockton): Averaged 10.1 ppg (.488 FG%, .370 3pt%, .738 FT%), 6.6 rpg, 1.1 apg, 0.5 spg, 1.1 bpg and 20.7 mpg in 42 games (14 starts) ... Ranked 36th in blocks per game and 31st in offensive rebounds per game (2.4) ... Scored in double figures in 23 games, including one game with 20 or more points ... Grabbed 10 or more rebounds in seven games ... Recorded two double-doubles ... Missed eight regular season games ... Inactive in one game due to illness (1/13/19) ... Did not play in three games due to coach's decision (2/23/19, 3/9/19, 3/23/19) ... Inactive in one game (3/12/19) ... Did not dress in one game due to a left ankle (3/15/19) ... Did not dress in two games due to injury/illness (3/17/19, 3/21/19) ... Also missed one postseason game as he did not dress for the contest (3/27/19) ... **Top Single-Game Performances:** Recorded career-highs with 28 points,18 rebounds and four blocks for a double-double while setting career-highs going 13-of-20 from the field in a win vs. the Texas Legends (11/26/18) ... Totaled 14 points, 14 rebounds, two assists, two steals and one block in a win at the Memphis Hustle (1/3/19) ... Posted 19 points on 7-of-15 shooting to go with 12 rebounds, three assists, one steal and a career-high tying four blocks vs. the Salt Lake City Stars (2/13/19) ... Went 4-of-5 from the floor, including a career-high 3-for-3 from 3-point range for 14 points while adding eight rebounds in a win vs. the Memphis Hustle (3/3/19).

SUMMER LEAGUE (California Classic/Las Vegas): Averaged 19.0 ppg (.540 FG,), 8.5 rpg, 0.5 apg, 1.0 spg and 25.3 mpg in two games (2 starts) with Sacramento at the 2019 California Classic Summer League ... Averaged 13.5 ppg (.472 FG%, .474 3pt%, .500 FT%), 6.8 rpg, 2.0 bpg and 25.1 mpg in four games (4 starts) with Sacramento at MGM Resorts Summer League 2019 in Las Vegas ... Totaled three points (1-2 FG, 1-2 3pt), two rebounds and one block in 12 minutes over three games (0 starts) with Sacramento during the 2018 California Classic ... Averaged 6.8 ppg (.387 FG%,3-11 3pt, 7-8 FT), 5.6 rpg, 0.6 apg, 0.8 spg, 0.6 bpg and 16.4 mpg in five games (3 starts) with Sacramento during the 2018 Las Vegas Summer League.

COLLEGE (Kentucky, 2016-18): Averaged 5.7 points (.426 FG%, .367 3pt%, .622 FT%), 5.1 rebounds, 0.6 assists, 0.5 steals, 1.0 blocks and 20.4 minutes per game in 75 career collegiate games (30 starts) ... As a sophomore, averaged 6.8 ppg (.442 FG%, .396 3pt%, .625 FT%), 5.4 rpg, 0.6 apg, 0.8 spg, 1.1 bpg and 23.1 mpg in 37 games (7 starts) ... Earned SEC All-Tournament Team honors after he averaged 13.7 ppg (.722 FG%, .733 3pt%, 4-4 FT), 4.7 rpg, 1.3 spg, 1.7 bpg and 26.7 mpg in three games (0 starts) during the conference tournament ... Averaged 6.7 ppg (6-17 FG, 3-8 3pt, 5-6 FT) 6.7 rpg, 0.7 spg, 1.0 bpg and 28.3 mpg in three games (0 starts) during the 2018 NCAA Tournament ... Helped Kentucky reach the Sweet 16 in the NCAA Tournament ... **Top Single-Game Performances:** Scored 16 points with three 3-pointers and six boards vs. UCLA (12/23/17) ... Notched a career-high tying 23 points after he knocked down seven shots from beyond the arc to go with a career-high tying three blocks vs. Alabama in the SEC Tournament semifinals (3/10/18) ... His seven 3-pointers set a UK school record and SEC tournament record for the most treys without a miss ... Recorded his first double-double of the season with 16 points going 5-of-11 from the field, including 3-for-5 from 3-point range and added season-high 12 rebounds vs. Buffalo (3/17/18) ... As a freshman, averaged 4.6 ppg (.405 FG%, .317 3pt%, .618 FT%), 4.8 rpg, 0.7 apg, 0.3 spg, 0.9 bpg and 17.7 mpg in 38 games (23 starts) ... **Top Single-Game Performances:** Notched his lone double-double of the season with 10 points and 10 boards in a win vs. Cleveland State (11/23/16) ... Grabbed a career-high 16 rebounds to go with six points, two blocks and one steal in a win vs. Auburn (1/14/17) ... Set his career-high in points with 23 points and eight rebounds in a win vs. LSU (2/7/17).

BACK TO TABLE OF CONTENTS

WENYEN GABRIEL

HIGH SCHOOL: Attended Wilbraham & Monson Academy in Wilbraham, Massachusetts ... Averaged 22.0 points, 14.0 rebounds, 7.0 blocks and 6.3 assists per game during his senior season earning Naismith All-America Third Team honors and was named MVP for his school ... Finished his high school career as a 1,000-point scorer ... Participated in the 2016 Jordan Brand Classic ... A member of the 2016 Junior National Select Team that took on the World Select Team at the 2016 Nike Hoop Summit ... Scout ranked him as the 12th best player nationally while Rivals had him one spot below as the No. 13 overall rated player in the 2016 recruiting class ... ESPN and 247Sports listed him at 14 on their top prep rankings for the class of 2016 ... Recruiting Services Consensus Index was his highest ranking as they tabbed him as the No. 8 overall player in his recruiting class.

PERSONAL: A native of Khartoum, Sudan ... Son of Rebecca Gak and Makuar Gob ... Has a sister Karima who played basketball as Boston College from 2013-15 ... His sister Piath plays at Bradford Christian Academy in Massachusetts and has received at least 10 offers to play basketball for a Division 1 program, including Kentucky and North Carolina ... Chose jersey no. 32 in college in honor of a cousin who passed away when he was younger ... Helped with the Kings and Queens Rise Co-Ed Youth Basketball League by going to games and visiting with players; the league was created by the Sacramento Kings and Build. Black. Coalition to offer under-served youth in the Greater Sacramento Region opportunities to be active and attend educational workshops while playing basketball ... Enjoys watching anime as a hobby outside of basketball.



20 | HARRY GILES III

POSITION: Forward-Center
HEIGHT/WEIGHT: 6-10 / 240lbs
YEARS: 2nd NBA Season
BEFORE NBA/COUNTRY: Duke / USA
HIGH SCHOOL: Oak Hill Academy (Mouth of Wilson, VA)
BORN: 4/22/98 (Winston Salem, NC)

NBA REGULAR SEASON STATISTICS

YEAR-TEAM	G	MIN	FGM	FGA	PCT	FG3M	FG3A	PCT	FTM	FTA	PCT	OFF	DEF	TOT	AST	PF	DQ	STL	TO	BLK	PTS	RPG	APG	PPG
18-19 SAC	58	820	175	348	.503	0	6	.000	58	91	.637	66	156	222	85	150	3	31	73	22	408	3.8	1.5	7.0
TOTALS	**58**	**820**	**175**	**348**	**.503**	**0**	**6**	**.000**	**58**	**91**	**.637**	**66**	**156**	**222**	**85**	**150**	**3**	**31**	**73**	**22**	**408**	**3.8**	**1.5**	**7.0**

GILES' CAREER HIGHS

MIN:	23 (2)	01/22/19	SAC	@	TOR
FGM:	10	01/30/19	ATL	@	SAC
FGA:	14 (2)	03/17/19	CHI	@	SAC
3FGM:					
3FGA:	1 (6)	03/11/19	SAC	@	WAS
FTM:	5 (2)	02/13/19	SAC	@	DEN
FTA:	9	12/04/18	SAC	@	PHO
OREB:	4 (2)	03/09/19	SAC	@	NYK
DREB:	7	02/27/19	MIL	@	SAC
REB:	9	02/23/19	SAC	@	OKC
AST:	6	11/25/18	UTA	@	SAC
STL:	4	11/25/18	UTA	@	SAC
TO:	5	01/10/19	DET	@	SAC
BLK:	3 (2)	03/17/19	CHI	@	SAC
PTS:	20	01/30/19	ATL	@	SAC

TRANSACTIONS/CAREER NOTES: An early entry candidate selected in the first round (20th overall) of the 2017 NBA Draft by the Portland Trail Blazers out of Duke (6/22/17) ... Draft rights acquired by the Kings along with draft rights to Justin Jackson (15th overall) from the Portland Trail Blazers in exchange for the draft rights to Zach Collins (10th overall) on the night of the draft (6/22/17) ... Signed a multi-year contract with the Kings (7/6/17) ... Had his team option exercised extending contract with Sacramento (10/26/18).

NBA G LEAGUE: Averaged 22.8 ppg (.561 FG%, .727 3pt%, .643 FT%), 7.3 rpg, 3.0 apg, 0.8 spg, 0.8 bpg and 22.7 mpg in four games (1 start) for the Stockton Kings during the 2018-19 season.

2018-19 (Sacramento): Averaged 7.0 ppg (.503 FG%, 0-6 3pt, .637 FT%), 3.8 rpg, 1.5 apg, 0.5 spg, 0.4 bpg and 14.1 mpg in 58 games (0 starts) ... Led the Kings in scoring in one game ... Scored in double figures in 18 games, including one game with 20 points ... Missed 24 games ... Did not play in 11 games due to coach's decision (10/29/18, 10/31/18, 11/7/18, 11/9/18, 12/1/18, 12/27/18, 12/30/18) ... Inactive in two games due to G League Assignment (12/19/19, 12/21/19) ... Inactive in 10 games due to a left thigh contusion (3/23/19, 3/26-4/10/19) ... Did not dress in one game due to a left thigh contusion (3/24/19) ... **Top Single-Game Performances:** Scored 10 points to go with eight rebounds and career-highs with six assists and four steals vs. Utah (11/25/19) as he became the fourth Kings rookie in franchise history since 1973-74 season, the first season with steals as a statistic, to record 10 points, eight rebounds, six assists and four steals or better ... Totaled 14 points to go with a career-high three blocks in a win vs. Detroit (1/10/19) ... Went 10-of-12 from the field for a new career-high in field goals made while scoring a career-best 20 points in a win vs. Atlanta ... Collected seven rebounds all on the defensive end for a new career-high in defensive rebounds to go with 18 points as he went 9-for-13 from the field vs. Milwaukee (2/27/19) ... Totaled 17 points and seven rebounds as he went 7-for-9 from the field and added two assists in a win vs. New York (3/4/19) ... Scored 16 points as he made eight shots on a career-high tying 14 attempts from the floor to go with six boards, three assist and a career-high tying three blocks in a win vs. Chicago (3/17/19).

2017-18 (Sacramento): Inactive in every game during the 2017-18 season due to bi-lateral knee rehabilitation.

COLLEGE (Duke, 2016-17): As a freshman, averaged 3.9 ppg (.577 FG%, 12-24 FT), 3.8 rpg, 0.7 bpg, and 11.5 mpg in 26 games (6 starts) ... Sat out the first 11 games of the season after having arthroscopic surgery on his left knee in October ... Ranked fourth among ACC players with at least 150 minutes played on the season in rebounds per 40 minutes (13.3) ... Made his Blue Devils debut vs. Tennessee State (12/19/16) ... Posted four points and eight rebounds in 13 minutes in the ACC opener vs. Virgina Tech (12/31/16) ... Scored 10 points along with a team-high 12 boards to record his lone double-double of the season vs. Georgia Tech (1/4/17) ... Notched double-figure scoring for the second time after matching his season-high 12 points vs. Boston College (1/9/17) ... Blocked two shots, totaled seven points and added six rebounds vs. Louisville (1/14/17) ... Back in his hometown, had six points (3-5 FG) and five rebounds in a win at Wake Forest ... Grabbed a team-high eight boards, including five offensive rebounds, to go along with two points at Miami (2/25/17) ... Tied a team-high with seven rebounds while posting six points and four blocks in just 15 minutes in an ACC Tournament semifinals win over eventual NCAA Tournament winner, North Carolina.

USA BASKETBALL: Averaged 11.8 ppg (.522 FG%, 0-4 3pt, .620 FT%), 8.0 rpg, 1.1 apg, 1.6 spg, 1.1 bpg and 19.4 mpg in 16 games (9 starts) for the USA National Team at the under-16, 17 and 19 level ... Honorary team captain for the USA Junior National Select Team that competed at the 2016 Nike Hoop Summit, but was unable to participate due to injury ... Attended 2015 USA junior National Team October minicamp, but was not a participant due to injury ... Helped the 2015 USA Basketball U19 National Team win the gold medal at the 2015 FIBA U19 World Championship in Greece as the USA went a perfect 7-0; an all-tournament team selection after averaging 14.0 ppg (.465 FG%, 0-1 3pt, .642 FT%), 10.6 rpg, 0.7 apg, 0.9 spg, 1.1 bpg and 21.1 mpg in seven games (0 starts) ... Averaged 10.9 ppg (.593 FG%, 0-1 3pt, 6-10 FT), 6.1 rpg, 1.3 apg, 2.3 spg, 0.9 bpg and 19.6 mpg in seven games (7 starts) for the USA U17 World Championship Team that won the gold medal with a 7-0 record at the 2014

BACK TO TABLE OF CONTENTS

HARRY GILES III

FIBA U17 World Championship in Dubai, United Arab Emirates ... Averaged 7.0 ppg (6-10 FG, 2-4 FT), 5.5 rpg, 1.5 apg, 1.5 spg and 2.0 bpg in two games for the USA Basketball Men's U16 National Team at the 2013 FIBA Americas U16 Championship in Maldonado, Uruguay, as the team went 5-0 and won the gold medal, but Giles II was sidelined for the final three games of the tournament with a knee injury ... Selected to the 2013-14 USA Basketball Men's Developmental National Team on Mat. 27, 2013 ... 2012 USA Developmental National Team October minicamp participant in Colorado Springs, Colorado.

HIGH SCHOOL: Decided to attend Oak Hill Academy for his senior season, but tore his right ACL forcing him to rehab his knee injury in his final high school season ... Ranked as the No. 1 overall recruit in the class of 2016 by ESPN and the Recruiting Services Consensus Index while ranking at No. 2 on Rivals, Scout and 247Sports top recruitment lists ... Attended Wesleyan Christian Academy in North Carolina from 2012-15 ... In his junior season, he averaged 23.0 points, 11.0 rebounds, 3.0 assists and 2.0 blocks per game leading Wesleyan Christian to a 30-5 record as the team was a state independent 3A runner-up ... Went on to earn 2015 All-USA Today First Team honors ... Sidelined for the 2013-14 season after suffering a knee injury ... As a freshman, he helped guide Wesleyan Christian to the 2013 North Carolina Independent Schools Athletics Association Class 3A championship and the Piedmont Athletic Conference of Independent Schools championship after he accrued averages of 13.0 points, 7.0 rebounds, 2.0 assists, 2.0 steals and 2.0 blocks per game in 28 games ... Accolades received during his freshman year include 2013 MaxPreps National Freshman of the Year and 2013 PACIS Player of the Year along with 2013 MaxPreps Freshman All-American First Team, 2013 NCISAA Class 3A Boys All-State Basketball Team and 2013 Greensboro News & Record All-Area First Team selections.

PERSONAL: Started playing basketball when he was three years old ... Son of Melissa Addison-Giles and Harry Giles ... Has three sister and one brother ... His father, Harry, played football and basketball at Winston-Salem State ... Played for Chris Paul's AAU team ... Enjoys getting pedicures and treated 10 dads from local nonprofit, Center for Fathers and Families, for a day at a spa as part of the Season of Doing Good ... He is good friends with former Duke teammate and Celtics forward, Jayson Tatum, who he knew during his high school years through the AAU circuit ... @HGiiizzle on Twitter.



7 | KYLE GUY

TWO-WAY

POSITION: Guard

HEIGHT/WEIGHT: 6-1 / 170lbs

YEARS: Rookie

BEFORE NBA/COUNTRY: Virginia / USA

HIGH SCHOOL: Lawrence Central (Indianapolis, IN)

BORN: 8/11/97 (Indianapolis, IN)

COLLEGE STATISTICS

YEAR-TEAM	G	MPG	FGM	FGA	PCT	FG3M	FG3A	PCT	FTM	FTA	PCT	RPG	APG	SPG	BPG	PTS	PPG
16-17 UVA	34	18.6	90	205	.439	51	103	.495	25	35	.714	1.7	1.3	0.4	0.0	256	7.5
17-18 UVA	34	32.4	178	429	.415	83	212	.392	42	51	.824	2.6	1.5	1.0	0.0	481	14.1
18-19 UVA	38	35.4	198	441	.449	120	282	.426	70	84	.833	4.5	2.1	0.7	0.1	586	15.4
TOTALS	**106**	**29.1**	**466**	**1075**	**.433**	**254**	**597**	**.425**	**137**	**170**	**.806**	**3.0**	**1.6**	**0.7**	**0.0**	**1323**	**12.5**

TRANSACTIONS/CAREER NOTES: An early entrant candidate selected in the second round (55th overall) of the 2019 NBA Draft by the New York Knicks after his junior season at Virginia (6/20/19) ... Draft rights acquired by Sacramento along with cash considerations from New York for the draft rights to Ignas Brazdeikis (47th overall) on the night of the 2019 NBA Draft (6/20/19) ... Signed a two-way contract with Sacramento (7/7/19).

KINGS: First Kings rookie out of Virginia to join Sacramento and just the fifth NBA player to play for the Kings professional and for the Cavaliers collegiately ... First Kings rookie to win Most Outstanding Player of the Final Four since Bobby Hurley won at Duke during the 1991-92 season.

SUMMER LEAGUE (California Classic/Las Vegas): Averaged 12.3 ppg (.378 FG%, .409 3pt%), 3.3 rpg, 1.7 apg, 0.7 spg and 27.3 mpg in three games (3 starts) with Sacramento at the 2019 California Classic Summer League ... Averaged 16.8 ppg (.377 FG%, .300 3pt%, .857 FT%), 2.8 rpg, 3.3 apg, 1.5 spg and 30.6 mpg in four games (4 starts) with Sacramento at MGM Resorts Summer League 2019 in Las Vegas.

COLLEGE (Virginia, 2016-19): Averaged 12.5 ppg (.433 FG%, .425 3pt%, .806 FT%), 3.0 rpg, 1.6 apg, 0.7 spg and 29.1 mpg in 106 career collegiate games (78 starts) ... Third in career 3-point percentage (.425) in Atlantic Coast Conference history ... First in career 3-point percentage (.425), third in career 3-pointers (254) and 26th in career points (1,323) in Virginia Men's Basketball history ... As a junior, averaged 15.4 ppg (.449 FG%, .426 3pt%, .806 FT%), 4.5 rpg, 2.1 apg, 0.7 spg and 35.4 mpg in 38 games (38 starts) on his way to earning Consensus Third-Team All-American honors ... Second most 3-point field goals (120) and highest 3-point field goal percentage (.426) on a minimum of 200 3-point field goal attempts in a single season in Virginia Men's Basketball record books ... Selected to the All-ACC First Team and NABC All-District 2 First Team ... Among NCAA leaders, ranked eighth in 3-point field goals made and 19th in 3-point field goal percentage ... Earned ACC All-Tournament First Team honors after he averaged 20.0 ppg (.619 FG%, 4-7 3pt, .833 FT%), 3.0 rpg, 3.5 apg, 1.5 spg and 38.5 mpg in two games (2 starts) during ACC Tournament play ... Averaged 14.3 ppg (.349 FG%, .264 3pt%, .824 FT%), 5.2 rpg, 1.5 apg, 0.5 spg and 40.2 mpg in six games (6 starts) during the 2019 NCAA Men's Basketball Tournament as he helped guide Virginia to the school's first national title ... Awarded Final Four Most Outstanding Player after he accumulated 19.5 points, 3.0 rebounds, 2.0 assists and 42.0 minutes per game in two games (2 starts) against Auburn and Texas Tech ... **Top Single-Game Performances:** Totaled career-highs of 30 points and eight rebounds as he went 10-of-14 from the field, including seven 3s in a win vs. Marshall (12/31/18) ... Went 8-for-10 from the floor, all from beyond the arc, setting a new career-best in 3-pointers made for 25 points, seven rebounds, two assists and one steal in a win at Syracuse (3/4/19) as he recorded the second most 3-pointers in a single game in UVA history ... Posted his first career double-double with 25 points and a career-high 10 rebounds in an Elite Eight win over Purdue (3/30/19) ... Scored 15 points on 5-of-11 shooting and went 3-for-3 from the charity stripe as he made all three free throw attempts with 0.6 seconds to go after being fouled beyond the 3-point line to clinch a spot in the National Championship game in a win over Auburn (4/6/19) ... Notched 24 points going 8-of-15 from the field to go with three rebounds and one steal in Virginia's win over Texas Tech (4/8/19) to claim the school's first national championship ... As a sophomore, averaged 14.1 ppg (.415 FG%, .392 3pt%, .824 FT%), 2.6 rpg, 1.5 apg, 1.0 spg and 32.4 mpg in 34 games (33 starts) ... Sixth most 3-pointers (83) in a single season in program annals ... Named to the AP All-America Third Team, NABC All-America Third Team, NABC All-District 2 Second Team, USBWA All-District 3 First Team and All-ACC First Team ... Tabbed 2018 ACC Tournament Most Valuable Player and made the All-ACC Tournament First Team after he accrued averages of 16.7 ppg (.488 FG%, 9-17 3pt, 1-3 FT), 4.7 rpg, 2.3 apg, 1.0 spg and 36.7 mpg in three ACC Tournament games (3 starts) ... **Top Single-Game Performances:** Scored 29 points going 11-for-20 from the field, including five makes from beyond the arc while adding four steals, one rebound and one assist in a win at VCU (11/17/17) ... Totaled 19 points, seven rebounds, one assist and one steal in a win over Louisville (3/8/18) ... Tallied 16 points, four assists, two rebounds and two steals in a win over North Carolina (3/10/18) to secure the ACC Tournament title (3/10/18) ... As a freshman, averaged 7.5 ppg (.439 FG%, .495 3pt%, .714 FT%), 1.7 rpg, 1.3 apg and 18.6 mpg in 34 games (6 starts) ... **Top Single-Game Performances:** Hit six of his seven field goal attempts while going 5-for-6 from beyond the arc for 20 points to go with three assists, two rebounds and one steal in a win vs. Grambling State (11/22/16) ... Recorded 17 points, six boards, four assists and one steal in a win vs. North Carolina (2/27/17) ... Totaled 20 points and three assists in an ACC Tournament win over Pitt (3/8/17).

BACK TO TABLE OF CONTENTS

KYLE GUY

HIGH SCHOOL: Attended Lawrence Central High School in Indianapolis, Indiana where he was a four-year varsity letter-winner from 2013-16 ... Named Mr. Basketball and Gatorade Player of the Year for Indiana during his senior season after he averaged 23.5 points, 5.6 rebounds and 3.7 assists per game in 2015-16 ... Competed in the McDonald's High School All-American game ... Finished second in the Powerade Jamfest 3-point contest and won the Marines Boys 3-point championship, which was a part of the American Family Insurance Slam & 3-Point Championships ... Recorded 19.8 points, 3.9 rebounds and 3.1 assists per game as a junior during the 2014-15 season receiving Junior Indiana All-Star honors ... Also selected to IBCA Subway Underclassman All-State, All-Conference and All-County teams while also finishing as the runner-up for player of the year in the county ... Selected to the All-County and All-Conference teams after registering 14.5 points, 4.6 rebounds and 1.7 assists as a sophomore in 2013-14 ... Averaged 13.5 points, 5.4 rebounds and 1.4 assists per game as a freshman on his way to All-County and All-Conference honors during the 2012-13 season.

PERSONAL: Born Kyle Joseph Guy on Aug. 11, 1997 ... Parents are Katy and Tom Fitzgerald (mother and stepfather) and Joe and Amy Guy (father and stepmother) ... Has three brothers and two sisters ... His father, Joe, and his uncle served in the Iraqi Freedom War ... His father played football and participated in track in 1995-96 at the University of Cincinnati ... His great grandfather served as the commissioner of the Indiana High School Athletic Association and was inducted into the football and basketball Indiana High School halls of fame ... Has mentored youth, worked basketball camps, taught private basketball lessons and read to children in elementary schools ... Married his high school girlfriend in July 2019 ... @kylejguy5 on Twitter.



24 | BUDDY HIELD

POSITION: Guard
HEIGHT/WEIGHT: 6-4 / 220lbs
YEARS: 4th NBA Season
BEFORE NBA/COUNTRY: Oklahoma / USA
HIGH SCHOOL: Sunrise Christian Academy (Wichita, KS)
BORN: 12/17/92 (Freeport, Bahamas)

NBA REGULAR SEASON STATISTICS

YEAR-TEAM	G	MIN	FGM	FGA	PCT	FG3M	FG3A	PCT	FTM	FTA	PCT	OFF	DEF	TOT	AST	PF	DQ	STL	TO	BLK	PTS	RPG	APG	PPG
16-17 NO/SAC	82	1888	327	767	.426	148	379	.391	64	76	.842	35	233	268	121	115	0	38	101	9	866	3.3	1.5	10.6
17-18 SAC	80	2024	416	933	.446	176	408	.431	71	81	.877	55	252	307	155	148	0	85	124	22	1079	3.8	1.9	13.5
18-19 SAC	82	2615	623	1360	.458	278	651	.427	171	193	.886	106	306	412	205	202	2	58	146	33	1695	5.0	2.5	20.7
TOTALS	**244**	**6527**	**1366**	**3060**	**.446**	**602**	**1438**	**.419**	**306**	**350**	**.874**	**196**	**792**	**988**	**481**	**465**	**2**	**181**	**371**	**64**	**3640**	**4.0**	**2.0**	**14.9**

HIELD'S CAREER HIGHS

MIN:	41 (2)	02/27/19	MIL	@	SAC
FGM:	14	03/14/19	SAC	@	BOS
FGA:	29	02/27/19	MIL	@	SAC
3FGM:	8	01/05/19	GSW	@	SAC
3FGA:	14 (2)	03/23/19	PHX	@	SAC
FTM:	9	02/27/19	MIL	@	SAC
FTA:	9 (2)	02/27/19	MIL	@	SAC
OREB:	5	11/17/18	SAC	@	HOU
DREB:	11	10/30/18	SAC	@	ORL
REB:	11	10/30/18	SAC	@	ORL
AST:	7 (4)	03/14/19	SAC	@	BOS
STL:	5	10/23/17	SAC	@	PHX
TO:	6 (2)	02/06/19	HOU	@	SAC
BLK:	2 (5)	02/08/19	MIA	@	SAC
PTS:	37	12/19/18	OKC	@	SAC

TRANSACTIONS/CAREER NOTES: Selected in the first round (6th overall) of the 2016 NBA Draft by the New Orleans Pelicans out of the University of Oklahoma ... Signed a multi-year contract with New Orleans (7/22/16) ... Acquired by the Kings from New Orleans along with Tyreke Evans, Langston Galloway, a 2017 first-round selection (10th overall) and a 2017 second round pick for DeMarcus Cousins and Omri Casspi (2/20/17) ... Had team option exercised extending contract with Sacramento (10/30/17) ... Had team option exercised extending contract with Sacramento (10/26/18).

NBA HONORS/AWARDS: Named to the 2016-17 NBA All-Rookie First Team ... Earned Rookie of the Month honors in December 2016 and March 2017 ... Selected to play for the World at the 2017 BBVA Rising Stars Challenge ... Competitor in the 2018 Taco Bell® Skills Challenge ... Member of the World Team during the 2018 Mtn Dew Kickstart Rising Stars Challenge ... 3rd place finish in the 3-point contest at the 2019 All-Star Weekend.

NBA CAREER: Averaging 14.9 ppg (.446 FG%, .419 3pt%, .874 FT%), 4.0 rpg, 2.0 apg, 0.7 spg and 26.8 mpg in 244 career NBA games (150 starts) over three seasons with two teams: New Orleans (2016-17) and Sacramento (2016-19) ... Holds the NBA record for most 3-pointers through a player's first three career seasons with 602 ... First in 3-point field goals per game (2.7), first in 3-point field goal percentage (.429), fourth in 3-pointers made (513) and third in free throw percentage (.874) among Kings franchise leaders.

2018-19 (Sacramento): Averaged 20.7 ppg (.458 FG%, .427 3pt%, .886 FT%), 5.0 rpg, 2.5 rpg, 0.7 spg, 0.4 bpg and 31.9 mpg in 82 games (82 starts) ... One of 14 players in NBA history to shoot .450% from the field, .425% from beyond the arc and .885% from the free throw line or higher for a single season while meeting the minimum qualifiers of 300 field goals made, 82 3-pointers made and 125 free throws made; one of four players to accomplish the feat this season ...Fifth player in NBA history to average 7.0 or more 3-point attempts while making at least .425% of those attempts ... Set the franchise single-season 3-point record with 278 makes from distance as he is one of five players in league history with 275+ 3-pointers in a single season; seventh most 3-pointers in a season by a player; holds the record for most 3s made in a player's third season ... One of two players in franchise history with 240 3-point field goals made along with Peja Stojakovic who had 240 3s during the 2003-04 season ... Made five 3-pointers in four consecutive games from Dec. 17 to Dec. 23, 2018, setting a new franchise record for straight games with five or more 3-point field goals; also had two games in a row with seven 3-pointers on Mar. 21 and 23 marking the first time in team history a player had back-to-back games with seven 3s ... Knocked down five or more shots from 3-point distance in 22 games last season, the most by a player in franchise history ... Set new career-highs in points, rebounds, assists and blocks per game while shooting a career-high .886% from the free throw line ... Ranked seventh in 3-point field goal percentage, eighth in free throw percentage and 28th in points per game in the NBA ... Led the Kings in scoring 36 times, rebounding seven times and assists four times ... Scored in double figures in 78 games, tied for the fourth most double digit scoring games league-wide while scoring 20+ points in 44 games and 30 or more points in seven games ... Totaled 10 points or better in 34 straight games (12/30/18-3/17/19) and 30 straight game (20/24-12/26/18) ... Grabbed 10+ rebounds in three games ... Recorded three double-doubles ... **Top Single-Game Performances:** Recorded his first career double-double with 25 points and a career-high 11 rebounds while also setting a career-high in defensive rebounds as he grabbed all 11 boards were on the defensive end in a win at Orlando (10/30/18) ... Grabbed 10 rebounds to go with 15 points and three assists for his second career double-double in a win vs. Minnesota (11/9/18) ... Scored a career-best 37 points on 11-of-25 shooting as he shot 7-for-14 from 3-point range to go with six rebounds, three assists and two steals vs. Oklahoma City (12/19/18) ... Totaled 32 points going 12-for-21 from the floor, including a career-high eight 3-pointers vs. Golden State (1/5/19) ... Notched 35 points, including 15 fourth quarter points, in addition to nine rebounds and three assists as he went 13-for-22 from the field and 7-of-9 from beyond the arc while making the game-winning 3-pointer at Detroit (1/19/19) as he was one of two players (CJ McCollum,

BACK TO TABLE OF CONTENTS

2/25/19) to score 35 points in a game while making at least seven 3-pointers while taking nine or 3-point field goal attempts ... Posted 20 points and 10 rebounds for a double-double vs. Houston (2/6/19) ... Made a career-high 14 field goals finishing with 34 points, four rebounds and a career-high tying seven assists at Boston (3/14/19) ... Went 9-for-9 from the charity stripe setting a new career-high in free throws made and tying his career-high in free throw attempts as he posted 32 points, six rebounds, three assists and three steals vs. Milwaukee (2/27/19).

2017-18 (Sacramento): Averaged 13.5 ppg (.446 FG%, .431 3pt%, .877 FT%), 3.8 rpg, 1.9 apg, 1.1 spg and 25.3 mpg in 80 games (13 starts) ... As a starter, averaged 12.5 ppg (.394 FG%, .362 3pt%, .923 FT%), 3.6 rpg, 1.6 apg, 0.9 spg and 25.6 mpg in 13 games ... As a reserve, averaged 13.7 ppg (.457 FG%, .445 3pt%, .868 FT%), 3.9 rpg, 2.0 apg, 1.1 spg and 25.3 mpg in 67 games ... Ranked ninth in 3-point field goal percentage among league leaders ... Led the Kings in scoring 14 times, rebounding six times and assists seven times ... Scored in double figures in 60 games, including 20 points or more in 13 contests ... Recorded five steals in one game ...Missed two games ... Inactive in two games due to a right ankle sprain (11/18/17, 11/20/17) ... **Top Single-Game Performances:** Scored 14 points and snagged a career-high five steals in the third quarter to fall one steal shy of the franchise quarter steals record at Phoenix (10/23/17) ... Went 7-for-9 from beyond the arc for 27 points, including 16 in the final quarter alone vs. the LA Clippers (11/25/17) ... Notched 19 points as he went 8-of-13 from the field and grabbed eight defensive rebounds and had nine total rebounds vs. Oklahoma City (2/22/18) ... Posted 24 points on 9-of-16 shooting and grabbed six rebounds to go with three steals in a win vs. Miami (3/14/18).

2016-17 (New Orleans/Sacramento): An NBA All-Rookie First Team selection after he averaged 10.6 ppg (.426 FG%, .391 3pt%, .842 FT%), 3.3 rpg, 1.5 apg, 0.5 spg, 0.1 bpg and 23.0 mpg in 82 games (55 starts) ... As a starter, averaged 11.4 ppg (.430 FG%, .415 3pt%, .824 FT%), 3.7 rpg, 1.8 apg, 0.5 spg and 25.6 mpg in 55 games ... As a reserve, averaged 8.8 ppg (.417 FG%, .330 3pt%, .880 FT%), 2.4 rpg, 0.9 apg, 0.4 spg and 17.8 mpg in 27 games ... Traded from the New Orleans Pelicans to Sacramento along with Tyreke Evans, Langston Galloway and a 2017 first-round draft selection on Feb. 20, 2017 in exchange for DeMarcus Cousins and Omri Casspi ... Averaged 8.6 ppg (.393 FG%, .369 3pt%, .879 FT%), 2.9 rpg, 1.4 apg, 0.3 spg, 0.1 bpg and 20.4 mpg in 57 games (37 starts) with New Orleans ... As a starter for New Orleans, averaged 9.2 ppg (.401 FG%, .420 3pt%, 18-21 FT), 3.3 rpg, 1.6 apg and 22.8 mpg in 37 games ... As a reserve for New Orleans, averaged 7.4 ppg (.377 FG%, .266 3pt%, 11-12 FT), 2.3 rpg, 0.9 apg and 15.7 mpg in 20 games ... Averaged 15.1 ppg (.480 FG%, .428 3pt%, .814 FT%), 4.1 rpg, 1.8 apg, 0.8 spg and 29.1 mpg in 25 games (18 starts) with Sacramento ... As a starter for Sacramento, averaged 16.0 ppg (.470 FG%, .407 3pt%, .800 FT%), 4.6 rpg, 2.2 apg, 0.8 spg and 31.2 mpg in 18 games ... As a reserve for Sacramento, averaged 12.9 ppg (.516 FG%, .500 3pt%, 11-13 FT), 2.9 rpg, 0.7 apg, 0.9 spg, and 23.6 mpg in seven games ... First Kings rookie to make the All-Rookie First Team since DeMarcus Cousins' 2010-11 rookie campaign ... Earned Western Conference Rookie of the Month for December after he averaged 10.6 ppg (.435 FG%, .478 3pt%, .889 FT%), 2.8 rpg, 1.4 apg and 22.3 mpg in 16 games as he led West rookies in scoring during the final month of the calendar year ... Paced all rookies in 3-pointers made (148) and ranked third in scoring and fourth in 3-point field goal percentage among qualified rookies ... Won Rookie of the Month in March after he averaged 14.1 ppg (.483 FG%, .425 3pt%, .840 FT%), 4.1 rpg, 1.8 apg, 0.9 spg, 0.1 bpg, and 28.2 mpg in 16 games (12 starts) over the course of March ... Scored 10+ points in 45 games, including 20 or more points in six games and 30+ points in one outing ... **Top Single-Game Performances:** Totaled 21 points and four rebounds as he went 8-for-17 from the field and a season-high 5-of-8 from 3-point range in a win vs. Indiana (12/15/16) ... Recorded 17 points), six boards and one steal in a win vs. LA Clippers (12/28/16) ... Recorded 16 points and six rebounds as he shot 6-for-10 from the field in a win during his Kings debut vs. Denver (2/23/17) ... Scored 21 points while adding four rebounds, two assists and one steal vs. Milwaukee (3/22/17) ... Recorded 22 points, eight rebounds and seven assists vs. Golden State (3/24/17) ... Grabbed seven rebounds and added 15 points, scoring 11 in the fourth alone, including a pivotal sequence where he knocked down 3-pointers on back-to-back possessions after stealing the inbounds pass in a historical win at the LA Clippers (3/26/17) ... Set a then career-high 30 points going 12-for-20 from the floor and 4-of-8 from beyond the arc as he also pulled down five rebounds in a win during the team's home season finale vs. Phoenix (4/11/17).

COLLEGE (Oklahoma, 2012-16): In four seasons at Oklahoma, averaged 17.4 ppg (.448 FG%, .390 3pt%, .836 FT%), 5.0 rpg, 1.9 apg, 1.3 spg and 31.7 mpg in 132 career collegiate games (118 starts) ... One of two players to win the Big 12 Conference Men's Basketball Player of the Year award two times ... Finished as the all-time leading scorer in Big 12 history and ranks fourth in field goals (783) and third 3-pointers made (349) in conference annals ... Most points in Big 12 competition in conference history with 1,202 points as he holds the top spot on the conference's 3-pointer leaders list with 195 makes from 3-point range against Big 12 opponents ... 14 games with 30+ points in his career, setting the Big 12 record ... Scored 2,291 career points, second all-time in program history behind only Wayman Tisdale (2,661) and ranks first in OU history in career 3-pointers made (349) ... Fifth in career free thrown percentage in Oklahoma's Men's Basketball history ... As a senior, averaged 25.0 ppg (.501 FG%, .457 3pt%, .880 FT%), 5.7 rpg, 2.0 apg, 1.1 spg, 0.5 bpg and 35.4 mpg in 37 games (37 starts) ... Became only the third player in Big 12 history to average 25.0 and 5.0 rebounds in a season as he was the only player in the country to average at least 25.0 points and 5.0 rebounds Made 147 3-pointers in 2015-16, which ranks seventh in NCAA history for the most 3s in a single season ... His 925 total points were the most in a single season in the Big 12 record book as his 448 points in Big 12 games is the fourth-most ever for one season ... Set the Big 12 records for total 3s made in a single season and 3-pointers made in Big 12 contests in a single season ... Most 3-point field goals and second most points in a single season in Sooner basketball history while shooting the third highest 3-point field goal percentage in OU's single season record books ... Winner of numerous National Player of the Year awards as a senior, including the Naismith Award, Oscar Robertson Trophy and John R. Wooden Award, which honors the NCAA's top player as well as earning Sporting News Men's College Basketball Player of the Year ... Also captured the Jerry West Shooting Guard of the Year Award as well as consensus All-America First Team, Big 12 Player of the Year, All-Big 12 First Team and All-Big 12 Academic Second Team honors ... Also named to the 2016 NCAA Tournament All-region Team and All-Big 12 Tournament Team ... Among nation's leaders, ranked second in scoring, first in 3-pointers per game (3.97) and sixth in 3-point field goal percentage ... Led Oklahoma to a No. 2 seed in the NCAA Tournament and to fifth Final Four berth in program history after he averaged 25.2 ppg (.532 FG%, .417 3pt%, .786 FT%), 6.6 rpg, 1.6 apg, 0.8 spg, 0.4 bpg and 37.6 mpg in five tournament games (5 starts) ... **Top Single-Game Performances:** Totaled 30 points, five steals, two rebounds, two assists and one block in a win vs. Oral Roberts (12/12/15) ... Scored a career-high 46 points going 13-for-23 from the field, including eight 3-pointers to go with eight rebounds and seven assists at Kansas (1/4/16) for the seventh most points in a single game in OU history, third most in a single game in Big 12 conference play history and tied for the most ever by a KU opponent inside Allen Fieldhouse ... Recorded his only double-double with 17 points and 10 rebounds in an NCAA Tournament win over Texas A&M (3/24/16) ... Scored 37 points as he shot 13-of-20 from the floor and 8-for-13 from 3-point range in a tournament win over Oregon (3/26/16) guiding the Sooners to a Final Four appearance for the first time since 2001-02 season ... As a junior, he was awarded Big 12 Player of

BUDDY HIELD

the Year after he averaged 17.4 ppg (.412 FG%, .359 3pt%, .823 FT%), 5.4 rpg, 1.9 apg, 1.3 spg, 0.2 bpg and 32.4 mpg in 35 games (35 starts) ... Third most 3-pointers made (259) Third-Team All-American selected by the AP and NABC ... One of 15 finalists for the John R. Wooden Award and one of five finalists for the Jerry West Shooting Guard of the year Award ... First player in the 19-year history of the Big 12 to be named Player of the Year, lead the league in scoring and be named to the Academic All-Conference First Team ... An All-Big 12 Tournament selection ... Led the Big 12 with 2.7 3-pointers per outing in Big 12 play ranked first in league in scoring (18.5 ppg) ... **Top Single-Game Performances:** Set school and Big 12 records for 3-point attempts without a miss as he went 7-for-7 from beyond the arc finishing with 25 points and seven rebounds in the season opener against Southeastern Louisiana (11/16/14) ... Tied a Big 12 conference play record for consecutive field goals made as he went 10-for-10 from the field and 6-of-6 from 3-point range for 27 points in a win vs. Oklahoma State (1/17/15) ... Recorded a double-double with 21 points and 13 rebounds in a win vs. TCU (2/28/15) ... As a sophomore he was an All-Big 12 Second Team selection after he accrued averages of 16.5 ppg (.445 FG%, .386 3pt%, .750 FT%), 4.4 rpg, 1.9 apg, 1.4 spg and 32.1 mpg in 33 games (33 starts) ... Sixth most 3-pointers made (93) in a single season in program history ... Led team and ranked 10th in Big 12 in points per game ... Also second in the Big 12 in steals per game and sixth in 3-point percentage ... Averaged 17.5 points and 3.5 3-pointers in conference competition, ranking eighth and tied for first in the Big 12, respectively ... **Top Single-Game Performances:** Notched his first career double-double with 12 points, 10 rebound sand two steals in a win over George Mason (12/8/13) ... Made eight shots on 18 attempts, including going 6-of-12 from downtown for 22 points to go with five boards, one assist and one steal in a win vs. Iowa State (1/11/14) ... Posted 30 points, seven rebounds, three assists and three steals as he went 10-for-18 on field goals and 5-of-8 on 3-point tries at Iowa State (2/1/14) ... As a freshman, averaged 7.8 ppg (.388 FG%, .238 3pt%, .833 FT%), 4.2 rpg, 1.9 apg, 1.2 spg and 25.1 mpg in 27 games (13 starts) ... **Top Single-Game Performances:** Scored a season-high 17 points on 6-of-10 shooting in a win at Texas-Arlington (11/16/12) ... Grabbed 11 rebounds to go with nine points and two steals vs. Stephen F. Austin (12/18/12) ... Totaled 12 points, four boards, four assists, two steals and two blocks in a win vs. Oklahoma State (1/12/13).

BAHAMAS NATIONAL TEAM: Averaging 20.2 ppg (.414 FG%, .340 3pt%, .793 FT%), 7.5 rpg, 2.3 apg, 1.7 spg and 29.2 mpg in six games for the Bahamas in international play ... Averaged 21.0 ppg (.395 FG%, .286 3pt%, 6-7 FT), 10.5 rpg, 3.5 apg, 1.5 spg and 32.9 mpg in two games for his home country during the 2017 FIBA Americas Qualifiers ... Averaged a tournament-leading19.8 ppg (.426 FG%, .385 3pt%, .773 FT%), 6.0 rpg, 1.8 apg 1.8 spg, 0.5 bpg and 27.3 mpg in four games for the Bahamas during the 2014 Centrobasket Championship.

HIGH SCHOOL: Averaged 22.7 points, (.391 FG%, .348 3pt%, .838 FT%), 4.0 rebounds, 2.9 assists and 2.3 steals per game during his senior season at Sunrise Christian Academy as he was a four-star recruit that ranked 86th nationally among the class of 2012 by Rivals.com ... For the shooting guard position, Rivals listed him at 17 among top recruits playing shooting guard ... Helped his team finish the 2011-12 season with a record of 23-4 ... During his junior season, averaged 17.4 points, 4.6 rebounds and 2.2 assists per game as he guided his team to a 24-4 record and a National Association of Christian Athletes national title; he was named the tournament MVP ... Hield moved from the Bahamas to Kansas to play at Sunrise Christian Academy after coach Kyle Lindsted discovered him at a basketball showcase in Nassau, the capital of the Bahamas ... While still in his home nation, Hield led Jack Hayward High School to a victory in the Grand Bahamas High School Championships earning All Bahamian Brand All Bahamian Selection honors ... He was first featured during high school by a basketball magazine from the Bahamas, The All Bahamian Brand, who previously touted Hield as the best eighth-grade basketball player in the Bahamas.

PERSONAL: Full name is Chavano Rainer Hield ... Parents are Jackie Swann and Richard Bryanen...Has three brothers and three sisters ... Moved to the United States in 2010 ... Has the Buddy Hield Foundation whose goal is to reach kids because they are the future ... Created a GoFundMe page to help victims in the Bahamas affected by the devastation of Hurricane Dorian as a means to provide basic necessities and any left over funds will go to individuals and families who will need help rebuilding their lives; Hield donated $100,000 of his own money to the Hurrican Dorian Relief ... To donate: **Buddy Hield GoFundMe** ... Hosts multiple camps during the summers, including his Hope 24 Basketball Clinic in Nassau, the Buddy Hield Basketball Camp in Rocklin, California and the Buddy Hield Camp in Wichita, Kansas ... Hield ran track in high school and was a middle-distance runner typically participating in the 400- or 800-meter races as well as the one-mile run ... His last recorded time in the 800-meter run was 1:55 ... His mother also ran track ... Majored in Human Relations at Oklahoma ... @buddyhield on Twitter.

BACK TO TABLE OF CONTENTS



22 | RICHAUN HOLMES

ri-SHAWN

POSITION: Forward
HEIGHT/WEIGHT: 6-10 / 240lbs
YEARS: 5th NBA Season
BEFORE NBA/COUNTRY: Bowling Green / USA
HIGH SCHOOL: Lockport Township (Lockport, IL)
BORN: 10/15/93 (Lockport, IL)

NBA REGULAR SEASON STATISTICS

YEAR-TEAM	G	MIN	FGM	FGA	PCT	FG3M	FG3A	PCT	FTM	FTA	PCT	OFF	DEF	TOT	AST	PF	DQ	STL	TO	BLK	PTS	RPG	APG	PPG
15-16 PHI	51	702	114	222	.514	8	44	.182	51	74	.689	62	73	135	33	92	0	19	32	40	287	2.6	0.6	5.6
16-17 PHI	57	1193	230	412	.558	27	77	.351	72	103	.699	94	217	311	58	136	1	42	55	55	559	5.5	1.0	9.8
17-18 PHI	48	746	135	241	.560	4	31	.129	37	56	.661	57	154	211	61	97	3	20	25	29	311	4.4	1.3	6.5
18-19 PHX	70	1184	222	365	.608	0	0	---	128	175	.731	115	216	331	60	194	4	42	52	79	572	4.7	0.9	8.2
TOTALS	**226**	**3824**	**701**	**1240**	**.565**	**39**	**152**	**.257**	**288**	**408**	**.706**	**328**	**660**	**988**	**212**	**519**	**8**	**123**	**164**	**203**	**1729**	**4.4**	**0.9**	**7.7**

NBA PLAYOFFS STATISTICS

YEAR-TEAM	G	MIN	FGM	FGA	PCT	FG3M	FG3A	PCT	FTM	FTA	PCT	OFF	DEF	TOT	AST	PF	DQ	STL	TO	BLK	PTS	RPG	APG	PPG
17-18 PHI	3	11	0	1	.000	0	0	---	0	0	---	0	1	1	1	0	0	0	0	0	0	0.3	0.3	0.0
TOTALS	**3**	**11**	**0**	**1**	**.000**	**0**	**0**	**---**	**0**	**0**	**---**	**0**	**1**	**1**	**1**	**0**	**0**	**0**	**0**	**0**	**0**	**0.3**	**0.3**	**0.0**

HOLMES' CAREER HIGHS

MIN:	42	03/20/17	PHI	@	ORL
FGM:	11 (2)	03/29/17	ATL	@	PHI
FGA:	19	03/20/17	PHI	@	ORL
3FGM:	3	04/08/17	MIL	@	PHI
3FGA:	4 (4)	12/09/17	PHI	@	CLE
FTM:	8	03/23/19	PHX	@	SAC
FTA:	8 (3)	03/23/19	PHX	@	SAC
OREB:	6 (2)	12/04/18	SAC	@	PHX
DREB:	11 (2)	12/12/17	PHI	@	MIN
REB:	14	03/20/17	PHI	@	ORL
AST:	5 (4)	01/09/19	PHX	@	DAL
STL:	4	11/28/18	PHX	@	LAC
TO:	4 (4)	12/04/18	SAC	@	PHX
BLK:	5	02/24/17	WAS	@	PHI
PTS:	25	03/29/17	ATL	@	PHI

HOLMES' PLAYOFF CAREER HIGHS

MIN:	6	04/14/18	MIA	@	PHI
FGM:					
FGA:	1	04/30/18	PHI	@	BOS
3FGM:					
3FGA:					
FTM:					
FTA:					
OREB:					
DREB:	1	04/16/18	MIA	@	PHI
REB:	1	04/16/18	MIA	@	PHI
AST:	1	04/14/18	MIA	@	PHI
STL:					
TO:					
BLK:					
PTS:					

TRANSACTIONS/CAREER NOTES: Selected in the second round (37th overall) of the 2015 NBA Draft by the Philadelphia 76ers out of Bowling Green (6/25/15) ... Signed a multi-year deal with Philadelphia (6/30/15) ... Had his team option exercised extending his contract with Philadelphia (6/12/18) ... Acquired by Phoenix in a trade from Philadelphia for cash considerations (6/20/18) ... Signed a contract with Sacramento (7/16/19).

NBA CAREER: Averaging 7.7 ppg (.565 FG%, .257 3pt%, .706 FT%), 4.4 rpg, 0.9 rpg, 0.5 spg, 0.9 bpg and 16.9 mpg in 225 career NBA games (24 starts) over four seasons with two teams: Philadelphia (2015-18) and Phoenix (2018-19).

NBA PLAYOFFS: Has appeared in three career playoff games seeing 11 minutes postseason action totaling one rebound and one assist.

NBA G LEAGUE: Averaged 12.2 ppg (.592 FG%, 1-6 3pt, .737 FT%), 6.7 rpg, 1.0 apg, 1.5 bpg and 24.5 mpg in six games (6 starts) with the Delaware Blue Coats during the 2016-17 season.

2018-19 (Phoenix): Averaged 8.2 ppg (.608 FG%, .731 FT%), 4.7 rpg, 0.9 apg, 0.6 sig, 1.1 bpg and 16.9 mpg in 70 game (4 starts) ... As a starter, averaged 12.0 ppg (.647 FG%, .500 FT%) 6.8 rpg, 1.5 apg, 1.5 bpg and 28.3 mpg in four games ... As a reserve, averaged 7.9 ppg (.604 FG%, .743 FT%), 4.6 rpg, 0.8 apg, 0.6 spg, 1.1 bpg and 16.2 mpg in 66 games ... Set career-highs in field goal percentage, free throw percentage and blocks per game for a single season ... Ranked 23rd in blocks per game in the NBA ... One of two players to record 75+ blocks while playing in 1,200 total minutes or less during the 2018-19 season ... Led the Suns in scoring two times and in rebounding seven times ... Scored in double figures in 32 games ... Grabbed 10+ rebounds in five contests ... Collected five double-doubles, tying his career-high for double-doubles in a season ... Missed 12 games ... Inactive in one game due to stomach flu (12/31/18) ... Inactive in four games due to a right foot sprain (1/20-1/25/19) ... Did not dress in one game due to a right quad strain (3/16/19) ... Inactive in one game due to a right quad strain (3/18/19) ... Inactive in one game due to a headache (3/30/19) ... Did not dress in three games due to a left ankle sprain (4/5-4/9/19) ... **Top Single-Game Performances:** Posted 10 points, four rebounds, two blocks and a career-best four steals at the LA Clippers (11/28/18) ... Recorded a double-double with 10 points, 10 rebounds and three assists, including a career-high tying six offensive rebounds vs. Sacramento (12/4/18) ... Scored a season-high 19 points to go with seven boards, three blocks, two assists and one steal vs. the LA Clippers (12/10/18) ... Dished out a career-high tying five assists while notching 16 points, six rebounds, two steals and one block at Dallas (1/9/19) ... Collected 11 boards and added 12 points as he went 5-of-9 from the floor at Houston (3/15/19) ... Made a career-high eight free throws on a career-high tying eight attempts for 14 points at Sacramento (3/23/19).

2017-18 (Philadelphia): Averaged 6.5 ppg (.560 FG%, 4-31 3pt, .661 FT%), 4.4 rpg, 1.3 apg, 0.4 spg, 0.6 bpg and 15.5 mpg in 48 games (2 starts) ... As a starter, averaged 10.5 ppg (8-14 FG, 1-3 3pt, 4-7 FT), 8.0 rpg, 2.0 apg, 1.0 bog and 24.1 mpg in two games ... As a reserve, averaged 6.3 ppg (.559 FG%, 3-28 3pt, .673 FT%), 4.2 rpg, 1.2 apg, 0.4 spg, 0.6 bpg and 15.2 mpg in 46 games ... Set a career-high in assists per game for a single season ... Scored in double figures in 14 four games ... Grabbed 10 or more rebounds in one game ... Recorded one double-double ... Missed 34 games ... Inactive in eight games due to non-displaced fracture in the radial bone of his left wrist (10/18-11/1/17) ... Did not play in 24 games due to coach's decision (11/13/17, 11/20/17, 11/22/17, 11/29/17, 12/2/17, 12/4/17, 12/25/17, 12/28/17, 12/31/17, 1/20/18, 1/22/18, 1/31-2/6/18, 2/10/18, 2/12/18, 2/22/18, 3/1/18, 3/4/18, 3/8/18, 3/13/18, 3/15/18, 3/19/18, 3/21/18) ... Not with team in one game due to gastroenteritis (1/15/18) ... Inactive in one game due to gastroenteritis (1/18/18) ... **Top Single-Game Performances:** Recorded 15 points, 11 rebounds, two assists and one block as he grabbed a career-high tying 11 defensive boards in a win at Minnesota (12/12/17) ...Tallied two points, two steals, two blocks and a career-high tying five assists in a win at Brooklyn (3/11/18) ... Totaled 11 points, three rebounds, three assists and three steals in a win at Detroit (4/4/18) ... Scored a season-high 19 points on 8-of-11 shooting to accompany seven rebounds, two blocks and one steal in a win vs. Milwaukee (4/11/18).

2018 NBA Playoffs: Recorded one rebound and one assist in 11 minutes of postseason competition going 0-of-1 from the field in three games (0 starts) for Philadelphia ... Missed seven games ... Did not play in seven games due to coach's decision (4/19-4/24/18, 5/3-5/9/18).

2016-17 (Philadelphia): Averaged 9.8 ppg (. FG%, 3pt, . FT%), 5.5 rpg, 1.0 bog and 20.9 mpg in 57 games (17 starts) ... As a starter, averaged 14.0 ppg (.544 FG%, .310 3pt%, .794 FT%), 7.2 rpg, 1.5 apg, 0.9 spg, 0.9 bpg and 28.6 mpg in 17 games ... As a reserve, averaged 8.0 ppg (.570 FG%, .400 3pt%, .652 FT%), 4.7 rpg, 0.8 apg, 0.7 spg, 1.0 bpg and 17.7 mpg in 40 games ... Set career-highs in points and rebounds per game along with a career-high in field goals made (230), 3-point field goals made (27) and 3-point field goal percentage for a single season ... Scored in double figures in 29 games, including three games with 20 points or more ... Grabbed 10+ rebounds in six games ... Recorded a career-high five double-doubles ... Missed 25 games ... Did not play 12 games due to coach's decision (11/5/16, 11/21/16, 11/27/16, 12/16-12/20/16, 1/6-1/11/17, 1/27/17, 1/30/17, 2/15/17) ... Not with team in one game due to illness (11/23/16 ... Not with team in four games due to concussion protocol (12/23-12/30/16) ... Did not dress in one game due to concussion protocol (1/3/17) ... Inactive in five games due to G League assignment (1/13-1/20/17) ... Not with team in two games due to upper respiratory infection (2/8/17, 2/9/17) ... **Top Single-Game Performances:** Tallied five blocks for a new career-high as he added 12 points, 10 rebounds, two steals and one assist in a win vs. Washington (2/24/17) ... Posted 24 points as he shot 11-of-19 from the floor, setting career-highs in field goals made and attempted to go with career-bests of 14 rebounds and five assists at Orlando (3/20/17) ... Notched a double-double with 11 points, 12 rebounds and two steals as he collected a career-high 11 defensive rebounds at Indiana (3/26/17) ... Went 11-for-16 from the field, tying his career-high in field goals made as he scored a career-high 25 points and added eight rebounds vs. Atlanta (3/29/17) ... Knocked down a career-high three 3-pointers and finished the game 6-of-11 from the field for 17 points to go with 10 boards and one block vs. Milwaukee (4/8/17).

2015-16 (Philadelphia): Averaged 5.6 ppg (.514 FG%, 8-44 3pt, .689 FT%), 2.6 rpg, 0.6 apg, 0.4 spg, 0.8 bpg and 13.8 mpg in 51 games (1 start) ... As a starter, totaled 11 points (4-9 FG, 0-3 3pt, 3-5 FT), three rebounds, one assist and two blocks in 28 minutes in one game ... As a reserve, averaged 5.5 ppg (.516 FG%, 8-41 3pt, .696 FT%), 2.6 rpg, 0.6 apg, 0.4 spg ,0.8 bpg and 13.5 mpg in 50 games ... Became 18th rookie in NBA history since 1973-74, when the steal was first recorded as a statistic, to total 40 blocks in 750 minutes or less in the player's first career season ... Among first-year players, ranked seventh in blocks per game and eighth in total blocks (40) ... Scored in double figures in 11 games ... Missed 31 games ... Did not dress in four games due to a right hamstring strain (11/11/15, 11/16-11/20/15) ... Not with team in two games due to a right hamstring strain (11/13/15, 11/14/15) ... Did not play in three games due to a right hamstring strain (11/21-11/25/15) ... Did not play in four games due to coach's decision (12/1/15, 1/9/16, 1/10/16, 1/30/16) ... Inactive in two games due to a sprained right ankle (2/5-2/6/16) ... Did not play in one game due to a sprained right ankle (2/8/16) ... Did not dress in 13 games due to a right Achilles strain (3/12/16, 3/17-3/21/16, 3/27/16, 3/29/16, 4/2-4/13/16) ... Not with team in two games due to a right Achilles strain (3/15/16, 4/1/15) ... **Top Single-Game Performances:** Shot 5-of-8 on field goal attempts for 12 points along with seven rebounds, two blocks and one steal at Atlanta (12/16/15) ... Scored a season-high 18 points as he went 8-for-11 from the field while adding three rebounds and three blocks at Utah (12/28/15) ... Recorded 13 points, eight rebounds and two assists, including a career-high six offensive rebounds vs. Miami (3/4/16).

COLLEGE (Bowling Green, 2012-15; Moraine Valley CC, 2011-12): Averaged 11.5 points (.554 FG%, .353 3pt, .697 FT%), 6.9 rpg, 0.7 apg, 0.8 spg, 2.6 bpg and 26.5 mpg in 95 career collegiate games (64 starts) over three seasons at Bowling Green from 2012-15 ... Only player in BGSU Men's basketball history to total 1,000 points, 600 rebounds and 200 blocks or more during their collegiate career ... Holds the program's all-time record with 244 career blocks while ranking seventh in career field goal percentage, ... Sixth in the MAC conference in career blocks and third in the conference in blocks per game average ... As a senior, averaged 14.7 ppg (.563 FG%, .419 3pt%, .712 FT%), 8.0 rpg, 0.8 apg, 0.7 spg, 2.7 bpg and 28.8 mpg in 31 games (31 starts) during the 2014-15 season on his on way to earning MAC Defensive Player of the Year and a spot on the All-MAC First Team ... Second most blocks in program history for a single season ... Named to the NABC District 14 All-District First Team and received MAC East Division Men's Basketball Player of the Week on four occasions ... Among the nation's leaders, ranked 19th in blocks per game, 25th in total blocks (83) and 25th in field goal percentage ... **Top Single-Game Performances:** Posted 25 points, 18 rebounds and five blocks and he went 10-for-12 from the floor in a win at Detroit (11/30/14) ... Totaled 21 points, 12 rebounds, five blocks and two steals vs. Miami (OH) (2/18/15) ... Made eight of his 10 shots from the charity stripe recording 14 points and 11 rebounds vs. Canisius ... As a junior, averaged 13.3 ppg (.507 FG%, .300 3pt%, 706 FT%), 7.7 rpg, 0.9 apg, 1.1 spg, 2.8 bpg and 32.0 mpg in 32 games (31 starts) during the 2013-14 season on his way to a MAC All-Conference Third Team selection ... Most blocks (88) in a single season in program history ... He was one of five players in 2013-14 to average 2.75 blocks and 1.1 steals per game ... **Top Single-Game Performances:** Scored a season-high 26 points to go with nine rebounds and five blocks at Xavier (12/7/13) ... Recorded 21 points, 14 rebounds, four assists and seven blocks in a win vs. North Dakota (12/11/13) ... Totaled 17 points, seven blocks, five boards and two steals in a win at Morehead State (12/15/13) ... As a sophomore, averaged 6.5 ppg (.633 FG%, 0-2 3pt, .620 FT%), 5.0 rpg, 0.5 spg, 2.3 bpg and 18.8 mpg in 32 games (2 starts) in his first season at Bowling Green during the 2012-13 season ... Set the school record for most blocks in a season with 73, which now ranks third in program history after he eclipsed his 2012-13 blocks total in the 2013-14 and 2014-15 seasons ... **Top Single-Game Performances:** Notched 15 points, eight rebounds and four blocks at Akron (2/16/13) ... Posted nine points, 10 rebounds, one steal and one block in a win vs. New Orleans (2/21/13) ... In his lone season at Moraine Valley Community College, averaged 19.3 points, 9.3 rebounds and 5.2 blocks per game on his way to earning NJCAA All-

BACK TO TABLE OF CONTENTS

RICHAUN HOLMES

American honors and Skyway Conference Player of the Year ... Led the team to a 27-9 record as a team captain and set the program record for most blocked shots in a single season.

HIGH SCHOOL: Attended Lockport Township High School where he played two years of varsity basketball ... He grew from 6'2" to 6'9" going in high school, but did not receive any Division 1 offers until he had already committed to playing for Moraine Valley Community College ... Averaged 11.0 points, 7.2 rebounds and 4.1 blocks per game during his senior season as he set the school record for blocked shots.

PERSONAL: Born on Oct. 15, 1993 to Richard Sr, and Lydecia Holmes ... His parents are both Doctors of Divinity who run a church in Chicago ... Has three brothers ... Hosts a two-day camp in his hometown at his old high school, Lockport Township, for boys and girls ages 7-18 to help develop fundamentally strong athletes by teaching training methods and implementing the value of high characters and moral values ... Majored in Liberal Studies at Bowling Green ... @Rich_Holmes22 on Twitter.



10 | JUSTIN JAMES

POSITION: Guard
HEIGHT/WEIGHT: 6-7 / 190lbs
YEARS: Rookie
BEFORE NBA/COUNTRY: Wyoming / USA
HIGH SCHOOL: Oldsmar Christian School (Oldsmar, FL)
BORN: 1/24/97 (Port St. Lucie, FL)

COLLEGE STATISTICS

YEAR-TEAM	G	MPG	FGM	FGA	PCT	FG3M	FG3A	PCT	FTM	FTA	PCT	RPG	APG	SPG	BPG	PTS	PPG
15-16 WYO	30	16.4	56	134	.418	19	53	.358	26	46	.565	1.9	0.8	0.3	0.3	157	5.2
16-17 WYO	37	26.2	198	429	.462	49	117	.419	147	193	.762	5.0	2.2	0.8	0.5	592	16.0
17-18 WYO	32	31.2	210	445	.472	40	130	.308	146	201	.726	6.0	3.1	1.1	0.5	606	18.9
18-19 WYO	32	38.2	228	557	.409	50	169	.296	200	270	.741	8.5	4.4	1.5	0.6	706	22.1
TOTALS	**131**	**28.1**	**692**	**1565**	**.442**	**158**	**469**	**.337**	**519**	**710**	**.731**	**5.4**	**2.6**	**0.9**	**0.5**	**2061**	**15.7**

TRANSACTIONS/CAREER NOTES: Selected in the second round (40th overall) of the 2019 NBA Draft by the Sacramento Kings after his final season at Wyoming (6/20/19) ... Agreed to a deal with Sacramento (7/10/19).

KINGS: First player drafted out of Wyoming by the franchise since taking Mike Jackson in the 1983 NBA Draft as he is the first player from the program selected by the Kings during the Sacramento era ... Only three other players from Wyoming have played for Sacramento in franchise history ... One of two former Cowboys along with Larry Nance Jr. to get selected in the draft since the beginning of the century.

SUMMER LEAGUE (California Classic/Las Vegas): Averaged 7.0 ppg (.250 FG%, .200 3pt%), 4.7 rpg, 1.0 apg and 20.1 mpg in three games with Sacramento during the 2019 California Classic ... Averaged 11.3 ppg (.565 FG%, .333 3pt%, .857 FT%), 3.7 rpg, 2.0 apg, 1.0 spg and 23.9 mpg in three games with Sacramento during the MGM Resorts NBA Summer League 2019 in Las Vegas.

COLLEGE (Wyoming, 2015-19): Averaged 15.7 ppg (.442 FG%, .337 3pt%, .731 FT%), 5.4 rpg, 2.6 apg, 0.9 spg, 0.5 bpg and 28.1 mpg in 131 career collegiate games (73 starts) ... Fourth in career points in Mountain West Conference annals (2,061) ... One of two players in program history to score 2,000 points or more and grab 600+ rebounds ... Finished his college career ranked third in points, fourth in field goals made (592(, ninth in 3-pointers made (158) and fifth in free throws made (519) in Wyoming Men's Basketball history ... As a senior, averaged 22.1 ppg (.409 FG%, .296 3pt%, .741 FT%), 8.5 rpg, 4.4 apg, 1.5 spg and 38.2 mpg in 32 games (32 starts) during the 2018-19 season ... Scored the second most points (706) while having the seventh highest scoring average (22.1) for a single season in program annals ... For his 2018-19 season, he now ranks sixth in assists (141), tied for sixth in field goals made (228) and tied for fourth in free throws made (200) among Wyoming's all-time single-season leaders ... Accolades amassed as a senior includes All-Mountain West First Team (media) and Second Team (coaches) selections as well as being named to the NABC All-District 17 Second Team ... His points per game average ranked 19th in the nation as he made the 12th most free throws in the NCAA Men's Division I Basketball ... **Top Single-Game Performances:** Recorded 34 points, 20 rebounds, four assists and two steals at Evansville (11/28/18) as he is one of 24 players since the 2010-11 season with 30 points and 20 rebounds in a game ... Posted 36 points, six assists and seven assists going 10-for-14 from the field and 11-of-12 from the free throw line in a win vs. Colorado State (2/9/19) ... Totaled 29 points and 12 rebounds on 12-of-24 shooting at Colorado State (2/23/19) ... Tallied 31 points, seven rebounds and four assists in the Cowboys lone conference tournament game against New Mexico (3/13/19) ... As a junior, averaged 18.9 ppg (.472 FG%, .308 3pt%, .726 FT%), 6.0 rpg, 3.1 apg, 1.1 spg, 0.5 bpg and 31.2 mpg in 32 games (32 starts) during the 2017-18 season ... Earned All-Conference First Team honors and was selected to the NABC All-District 17 First Team ... **Top Single-Game Performances:** Dished out six assists while adding 24 points, 12 rebounds and three steals in a win vs. Drake (12/2/17) ... Scored a season-high 33 points to go with 10 rebounds as he went 14-of-22 from the floor in a win vs. Nevada (1/24/18) ... Matched his season-high totaling 33 points, eight rebounds and five assists in a win at San Jose State (1/27/18) ... Averaged 16.0 ppg (.462 FG%, .419 3pt%, .762 FT%), 5.0 rpg, 2.2 apg, 0.8 spg, 0.5 bpg and 26.2 mpg in 37 games (6 starts) during his sophomore season ... Named Mountain West Sixth Man of the Year and went on to earned Mountain West All-Conference Third Team distinction ... Amassed 17.7 ppg (.451 FG%, .360 3pt%, .793 FT%), 5.2 rpg, 2.5 apg, 0.7 spg and 30.0 mpg in six games (6 starts) for Wyoming during the 2017 College Basketball Invitational as he guided the Pokes to their first CBI championship ... **Top Single-Game Performances:** Knocked down nine shots on 14 field goal attempts for 28 points at California (11/25/16) ... Tallied a double-double with 22 points, 10 rebounds and four assists in a win vs. New Mexico (2/25/17) ... Went 8-of-13 on field goal attempts, scoring 21 points and adding eight rebounds, three assists, two blocks and one steal in a win vs. Coastal Carolina (3/29/17) ... Notched 17 points on 7-of-16 shooting to go along with five boards and four assists helping Wyoming win the College Basketball Invitational against Coastal Carolina (3/31/17) ... In his first season at Wyoming, averaged 5.2 ppg (.418 FG%, .358 3pt%, .565 FT%), 1.9 rpg, 0.8 apg and 16.4 mpg in 30 games (3 starts) ... **Top Single-Game Performances:** Scored a season-high 13 points going 4-of-10 from the floor, including 2-for-3 from beyond the arc in a win at New Mexico State (12/13/15) ... Grabbed seven rebounds to go with 12 points, one steal and one block at Nevada (1/2/16).

HIGH SCHOOL: Attended Oldsmar Christian High School in Oldsmar, Florida where he helped his team go 26-4 during the 2014-15 season after he accrued averages of 20 points, 11 rebounds and 3.0 assists per game ... As a senior he was named the Sunshine Independent Athletic Association

BACK TO TABLE OF CONTENTS

JUSTIN JAMES

Player of the Year and was rated as a three-star recruit by 247 Sports ... Played for West Centennial High School in Port St. Lucie, Florida, as he averaged 21.1 points, 8.7 rebounds, 3.6 assists and 1.9 blocks per game ... Tabbed as 2014 Scripps Treasure Coast Newspaper Player of the Year.

PERSONAL: Born on Jan. 24, 1997 in Port St. Lucie, Florida ... He would be a basketball coach if he wasn't pursuing a professional basketball career ... Lists dancing as hidden talent of his ... The Pursuit of Happyness is his favorite move while Prison Break is his favorite TV show ... Majored in Kinesiology ... @1JustinJames on Twitter.



9 | CORY JOSEPH

POSITION: Guard
HEIGHT/WEIGHT: 6-3 / 200lbs
YEARS: 9th NBA Season
BEFORE NBA/COUNTRY: Texas / USA
HIGH SCHOOL: Findlay Prep (Henderson, NV)
BORN: 8/20/91 (Pickering, ON, CAN)

NBA REGULAR SEASON STATISTICS

YEAR-TEAM	G	MIN	FGM	FGA	PCT	FG3M	FG3A	PCT	FTM	FTA	PCT	OFF	DEF	TOT	AST	PF	DQ	STL	TO	BLK	PTS	RPG	APG	PPG
11-12 SAS	29	266	22	70	.314	3	15	.200	11	17	.647	5	20	25	34	16	0	7	12	3	58	0.9	1.2	2.0
12-13 SAS	28	388	51	110	.464	6	21	.286	18	21	.857	12	40	52	53	25	1	15	21	4	126	1.9	1.9	4.5
13-14 SAS	68	936	126	265	.475	12	38	.316	79	96	.823	32	75	107	114	84	0	35	43	14	343	1.6	1.7	5.0
14-15 SAS	79	1444	207	411	.504	16	44	.364	105	143	.734	44	148	192	188	105	0	46	67	17	535	2.4	2.4	6.8
15-16 TOR	80	2046	257	585	.439	30	110	.273	133	174	.764	39	171	210	250	131	0	63	102	20	677	2.6	3.1	8.5
16-17 TOR	80	2003	299	661	.452	48	135	.356	94	122	.770	51	184	235	265	140	0	66	108	13	740	2.9	3.3	9.3
17-18 IND	82	2210	256	604	.424	67	190	.353	70	94	.745	39	224	263	260	141	0	80	87	18	649	3.2	3.2	7.9
18-19 IND	82	2063	226	548	.412	55	171	.322	30	43	.698	39	240	279	321	131	0	94	80	22	537	3.4	3.9	6.5
TOTALS	**528**	**11356**	**1444**	**3254**	**.444**	**237**	**724**	**.327**	**540**	**710**	**.761**	**261**	**1102**	**1363**	**1485**	**773**	**1**	**406**	**520**	**111**	**3665**	**2.6**	**2.8**	**6.9**

NBA PLAYOFFS STATISTICS

YEAR-TEAM	G	MIN	FGM	FGA	PCT	FG3M	FG3A	PCT	FTM	FTA	PCT	OFF	DEF	TOT	AST	PF	DQ	STL	TO	BLK	PTS	RPG	APG	PPG
12-13 SAS	20	192	26	56	.464	2	11	.182	5	11	.455	8	23	31	24	15	0	6	10	2	59	1.6	1.2	3.0
13-14 SAS	17	87	17	35	.486	0	3	.000	14	18	.778	1	8	9	9	7	0	3	4	0	48	0.5	0.5	2.8
14-15 SAS	4	22	5	6	.833	0	0	---	1	2	.500	0	1	1	0	2	0	0	1	1	11	0.3	0.0	2.8
15-16 TOR	20	452	69	148	.466	8	24	.33	24	32	.750	11	30	41	47	47	0	18	22	2	170	2.1	2.4	8.5
16-17 TOR	10	212	31	71	.437	9	22	.409	8	8	1.000	4	17	21	31	17	0	4	14	2	79	2.1	3.1	7.9
17-18 IND	7	143	12	33	.364	3	11	.273	6	6	1.000	2	15	17	21	10	0	9	4	2	33	2.4	3.0	4.7
18-19 IND	4	85	12	24	.500	4	9	.444	2	2	1.000	1	6	7	4	7	0	3	0	0	30	1.8	1.0	7.5
TOTALS	**82**	**1194**	**172**	**373**	**.461**	**26**	**80**	**.325**	**60**	**79**	**.759**	**27**	**100**	**127**	**136**	**105**	**0**	**43**	**55**	**9**	**430**	**1.5**	**1.7**	**5.2**

JOSEPH'S CAREER HIGHS

MIN:	43 (2)	03/21/17	CHI	@	TOR
FGM:	15	01/17/17	TOR	@	BKN
FGA:	22	01/17/17	TOR	@	BKN
3FGM:	5	10/24/17	IND	@	MIN
3FGA:	6 (6)	10/24/18	IND	@	SAS
FTM:	8	12/07/15	LAL	@	TOR
FTA:	10	12/07/15	LAL	@	TOR
OREB:	4	01/24/14	SAS	@	ATL
DREB:	9 (3)	12/18/18	CLE	@	IND
REB:	11	02/14/18	IND	@	BKN
AST:	13	03/27/17	ORL	@	TOR
STL:	5	11/17/18	ATL	@	IND
TO:	7	11/17/18	ATL	@	IND
BLK:	3	03/12/16	MIA	@	TOR
PTS:	33	01/17/17	TOR	@	BKN

JOSEPH'S PLAYOFFS CAREER HIGHS

MIN:	40	05/07/17	CLE	@	TOR
FGM:	9	05/03/17	TOR	@	CLE
FGA:	17	05/09/16	TOR	@	MIA
3FGM:	3 (2)	04/18/17	MIL	@	TOR
3FGA:	4 (6)	04/14/19	IND	@	BOS
FTM:	7	04/16/16	IND	@	TOR
FTA:	8	04/16/16	IND	@	TOR
OREB:	2 (2)	04/26/16	IND	@	TOR
DREB:	6	05/07/17	CLE	@	TOR
REB:	6 (2)	05/07/17	CLE	@	TOR
AST:	12	05/07/17	CLE	@	TOR
STL:	3 (2)	04/15/18	IND	@	CLE
TO:	3 (4)	04/15/17	MIL	@	TOR
BLK:	2	04/26/13	SAS	@	LAL
PTS:	22	05/03/17	TOR	@	CLE

TRANSACTIONS/CAREER NOTES: An early entrant candidate selected in the first round (29th overall) of the 2011 NBA Draft by the San Antonio Spurs after one season at Texas (6/23/11) ... Signed a deal with San Antonio (12/9/11) ... Had his team option exercised extending his contract with San Antonio (10/26/12) ... Had his team option exercised extending has contract with San Antonio (10/28/13) ... Signed a multi-year contract with Toronto (7/9/15) ... Acquired in a trade by Indiana from Toronto for the draft rights to Emir Preldzic (7/14/17) ... Exercised his player option extending his contract with Indiana (5/2/18) ... Signed a contract with Sacramento (7/6/19).

NBA HONORS/AWARDS: 2014 NBA Finals Champion with the San Antonio Spurs.

NBA CAREER: Averaging 6.9 ppg (.444 FG%, .327 3pt%, .761 FT%), 2.6 rpg, 2.8 apg, 0.8 spg and 21.5 mpg in 528 career NBA games (95 starts) over eight seasons with three teams: San Antonio (2011-15), Toronto (2015-17) and Indiana (2017-19).

NBA Playoffs: Averaging 5.2 ppg (.461 FG%, .325 3pt%, .759 FT%), 1.5 rpg, 1.7 apg, 0.5 spg and 14.6 mpg in 82 career playoff games (2 starts) with three teams: San Antonio (2012-15), Toronto (2013-15) and Indiana (2017-19).

NBA G LEAGUE: Averaged 17.4 ppg (.458 FG%, .447 3pt%, .835 FT%), 5.0 rpg, 5.4 apg, 1.7 spg, 0.5 bpg and 36.6 mpg in 40 career G League

BACK TO TABLE OF CONTENTS

games (38 starts) over two seasons with one team: Austin Toros (2011-13) ... Averaged 19.4 ppg (.458 FG%, .479 3pt%, .804 FT%), 4.8 rpg, 5.5 apg, 1.9 spg, 0.4 bpg and 38.5 mpg in 26 games (26 starts) during the 2012-13 season ... Named to the 2012-13 All D-League Second Team and 2012-13 All-Defensive Second Team ... Earned NBA D-League Showcase Second Team honors and was selected to be a 2013 NBA D-League All-Star, but did not dress due to injury ... Averaged 13.8 ppg (.459 FG%, .367 3pt%, .923 FT%), 5.1 rpg, 5.1 apg, 1.3 spg, 0.6 bpg and 32.9 mpg in 14 games (12 starts) ... Averaged 19.0 ppg (.513 FG%, .333 3pt%, .933 FT%), 9.0 rpg, 9.3 apg, 1.0 spg, 0.7 bpg and 35.4 mpg in three games (3 starts) earning D-League Performer of the Week on Mar. 26, 2012 ... Averaged 11.7 ppg (.411 FG%, .231 3pt%, .760 FT%), 5.4 rpg, 4.9 apg, 1.3 spg and 34.4 mpg in seven games (7 starts) for the Toros during their 2012 postseason run.

2018-19 (Indiana): Averaged 6.5 ppg (.412 FG%, .322 3pt%, .698 FT%), 3.4 rpg, 3.9 apg, 1.2 spg and 25.2 mpg in 82 games (9 starts) ... As a starter, averaged 4.3 ppg (.274 FG%, 3-16 3pt, 2-2 FT), 3.1 rpg, 5.1 apg, 2.6 spg and 29.0 mpg in nine games ... As a reserve, averaged 6.8 ppg (.430 FG%, .335 3pt%, .683 FT%), 3.4 rpg, 3.8 apg, 1.0 spg and 24.7 mpg in 73 games ... Set new career-highs in rebounds, assists and steals per game for a single season ... Ranked fifth in assist-to-turnover ratio (4.01) in the NBA ... Led the Pacers in rebounding two times and in assists 16 times ... Scored in double figures in 21 games ... Dished out 10+ assists in three outings ... Collected five or more steals in one game ... Recorded one double-double ... **Top Single-Game Performances:** Went 6-of-7 from the field, including 2-for-2 from 3-point range tallying 14 points, five rebounds and two assists in a win at Miami (11/9/18) ... Notched a career-best five steals while adding four points, five assists and three rebounds in a win vs. Atlanta (11/17/18) ... Scored a season-high 18 points on 8-of-15 shooting to go with seven assists, four rebounds and two steals vs. San Antonio (11/23/18) ... Totaled two points and nine rebounds as all of his rebounds came on the defensive end, tying his career-high for defensive boards vs. Cleveland (12/18/18) ... Recorded his only double-double of the season tallying 10 points, 10 assists and nine rebounds in a win vs. Cleveland (2/9/19) ... Posted eight points and a season-high 12 assists while committing zero turnovers in a win vs. Minnesota (2/28/19).

2019 NBA Playoffs: Averaged 7.5 ppg (.500 FG%, 4-9 3pt, 2-2 FT), 1.8 rpg, 1.0 apg, 0.8 sig and 21.2 mpg in four postseason games (0 starts) ... Scored in double figures in one game ... **Top Single-Game Performances:** Made five of his nine field goal attempts, including two 3-pointers as he finished with 14 points, two rebounds and one assist at Boston (4/14/19).

2017-18 (Indiana): Averaged 7.9 ppg (.424 FG%, .353 3pt%, .745 FT%), 3.2 rpg, 3.2 apg, 1.0 spg and 27.0 mpg in 82 games (17 starts) ... As a starter, averaged 8.6 ppg (.399 FG%, .351 3pt%, .667 FT%), 4.5 rpg, 3.4 apg, 1.2 spg and 32.2 mpg in 17 games ... As a reserve, averaged 7.7 ppg (.432 FG%, .353 3pt%, .781 FT%), 2.9 rpg, 3.1 apg, 0.9 spg and 25.5 mpg in 65 games ... Set a career-high in 3-pointers made (67) for a single season ... Ranked 14th in the NBA in assist-to-turnover ratio (2.99) ... Scored in double figures in 29 games, including one game with 20+ points ... Grabbed 10 or more rebounds in three games ... Secured one double-double ... **Top Single-Game Performance:** Shot 8-of-11 from the floor and knocked down a career-high five 3-pointers for 21 points to go with five rebounds, three steals and two assists in a win vs. Minnesota (10/24/17) ... Totaled 16 points, six assists and one steal as he went 7-of-11 from the field in a win at Phoenix (1/14/18) ... Collected a career-high 11 rebounds and added 15 points, three assists, two steals and two blocks in a win at Brooklyn (2/14/18) marking the first point-rebound double-double of his NBA career ... Tallied 15 points, four rebounds, four assists and four steals in a win vs. Atlanta (2/23/18).

2018 NBA Playoffs: Averaged 4.7 ppg (.364 FG%, 3-11 3pt, 6-6 FT), 2.4 rpg, 3.0 apg, 1.3 spg and 20.5 mpg in seven playoff games (0 starts) ... **Top Single-Game Performances:** Totaled three points, three rebounds, three assists and a playoff career-high three steals in a win at Cleveland (4/15/18) ... Recorded six points, six assists, five rebounds, two steals and one block at Cleveland (4/18/18) ... Scored his 2018 postseason high with nine points while posting four boards, two assists and two steals in a win vs. Cleveland (4/27/18).

2016-17 (Toronto): Averaged 9.3 ppg (.452 FG%, .356 3pt%, .770 FT%), 2.9 rpg, 3.3 apg, 0.8 spg and 25.0 mpg in 80 games (22 starts) ... As a starter, averaged, 12.2 ppg (.500 FG%, .293 3pt%, .700 FT%), 3.8 rpg, 5.0 apg, 1.0 spg and 32.4 mpg in 22 games ... As a reserve averaged, 8.1 ppg (.427 FG%, .403 3pt%, .793 FT%), 2.6 rpg, 2.7 apg, 0.8 spg and 22.2 mpg in 58 games ... Set a career-highs in points per game ... Scored in double figures in 36 games, including one game with 30+ points ... Dished out 10 or more assists in one game ... Collected one double-double ... Missed two games ... Did not dress in one game due to flu-like symptoms (12/18/16) ... Did not play in one game due to coach's decision (2/5/17) ... **Top Single-Game Performances:** Went 15-of-22 from the floor, setting career-highs in field goal makes and attempts for a career-best 33 points while adding four rebounds and four assists in a win at Brooklyn (1/7/17) ... In a career-high tying 43 minutes, notched 19 points, two assists and one rebound as he was 6-of-11 on field goals and made 6-of-7 free throw attempts in a win vs. Chicago (3/21/17) ... Posted his first career double-double with 15 points, a career-high 13 assists, six rebounds and one block in a win vs. Orlando (3/27/17).

2017 NBA Playoffs: Averaged 7.9 ppg (.437 FG%, .409 FG%, 8-8 FT), 2.1 rpg, 3.1 apg, 0.4 spg and 21.2 mpg in 10 playoff games (2 starts) ... Scored in double figures in four games, including two games with 20+ points ... Dished out 10 or more assists in one contest ... Collected one double-double ... **Top Single-Game Performances:** Made a career-high three field goals from beyond the arc finishing with 11 points on 4-of-6 shooting in a win vs. Milwaukee (4/18/17) ... Scored a postseason career-high with 22 points as he made a playoff career-high nine field goals while adding six rebounds at Cleveland (5/3/17) ... Recorded 20 points, 12 assists and six rebounds, all on the defensive glass, setting his postseason career-highs in defensive boards and assists while matching his postseason career-best in total rebounds vs. Cleveland (5/7/17).

2015-16 (Toronto): Averaged 8.5 ppg (.439 FG%, .273 3pt%, .764 FT%), 2.6 rpg, 3.1 apg, 0.8 spg and 25.6 mpg in 80 games (4 starts) ... As a starter, averaged 13.3 ppg (.468 FG%, 3-10 3pt, 6-8 FT), 2.3 rpg, 5.5 apg, 0.5 spg and 29.8 mpg in four games ... As a reserve, averaged 8.2 ppg (.437 FG%, .270 3pt%, .765 FT%), 2.6 rpg, 3.0 apg, 0.8 apg and 25.4 mpg in 76 games ... Led the Raptors in assists 12 times ... Scored in double figures in 31 games ... Missed two games ... Did not play in one game due to rest (3/20/16) ... Did not play in one game due to coach's decision (4/12/16) ... **Top Single-Game Performances:** Set career-highs going 8-for-10 from the free throw line as he ended the contest with 14 points, two rebounds, two assists and one steal in a win vs. Los Angeles (12/7/15) ... Shot 9-of-11 from the floor as he recorded 19 points, four assists, three boards and two steals in a win vs. Orlando (1/14/16) ... Grabbed a season-high seven rebounds and totaled 11 points, four assists and one block in a win vs. New York (1/28/16) ... Blocked a career-high three shots and added six points, two rebounds, two steals and two assists in a win vs. Miami (3/12/16).

2016 NBA Playoffs: Averaged 8.5 ppg (.466 FG%, 8-2 3pt, .750 FT%), 2.1 rpg, 2.4 apg, 0.9 spg and 22.6 mpg in 20 playoff games (0 starts) during

the Raptors postseason run in which Toronto reached the Eastern Conference Finals ... Averaged 7.0 ppg (.429 FG%, 3-12 3pt, 3-6 FT), 2.7 rpg, 1.8 apg, 0.8 spg and 18.9 mpg in six games (0 starts) during the Eastern Conference Finals ... Scored in double figures in nine games ... **Top Single-Game Performances:** Scored 18 points going 5-of-6 from the field and 7-for-8 from the free throw line to accompany three rebounds and three assists vs. Indiana (4/16/16) ... Recorded eight points three rebounds and two steals as he tied his career-high in the playoffs with two offensive rebounds in a win vs. Indiana (4/26/16) ... Made four of his six shots from the field, including 3-of-3 from beyond the arc setting his postseason career-best in 3-point field goals as he posted 15 points, two rebounds and two assists at Indiana (4/29/16).

2014-15 (San Antonio): Averaged 6.8 ppg (.504 FG%, .364 3pt%, .734 FT%), 2.4 rpg, 2.4 apg, 0.6 spg and 18.3 mpg in 79 games (14 starts) ... As a starter, averaged 13.2 ppg (.515 FG%, 4-9 3pt, .750 FT%), 4.5 rpg, 3.6 apg, 0.6 spg, 0.4 bpg and 34.6 mpg in 14 games ... As a reserve, averaged 5.4 ppg (.474 FG%, .343 3pt%, .729 FT%), 2.0 rpg, 2.1 apg, 0.6 spg and 14.8 mpg in 65 games ... Led the Spurs in scoring five times and assists 14 times ... Scored in double figures in 20 games, including one game with 20-point game ... Missed three games ... Did not dress in two games due to a sprained left ankle (11/22/14, 11/26/14) ... Did not play in one game due to coach's decision (2/19/15) ... **Top Single-Game Performances:** Scored 16 points on 7-of-14 shooting and recorded five assists, four rebounds, four steals and one block vs. Los Angeles (12/12/14) ... Posted 10 points, eight rebounds and seven assists vs. Portland (12/19/14) ... Went 8-of-9 from the field for 20 points in addition to five assists, three rebounds and one block at New Orleans (12/26/14).

2015 NBA Playoffs: Totaled 11 points (5-6 FG, 1-2 FT) , one rebound and one block in 22 minutes in four playoff games (0 starts) ... Missed three games ... Did not play in three games due to coach's decision (4/28-5/2/15) ... **Top Single-Game Performance:** Scored six points as he went a perfect 3-for-3 from the floor in a win vs. the LA Clippers (4/24/15).

2013-14 (San Antonio): Averaged 5.0 ppg (.475 FG%, 12-38 3pt, .823 FT%), 1.6 rpg, 1.7 apg, 0.6 spg and 13.8 mpg in 68 games (19 starts) ... As a starter, averaged 8.3 ppg (.462 FG%, 7-21 3pt, .911 FT%), 2.9 rpg, 2.5 apg, 1.3 spg and 24.9 mpg in 19 games ... As a reserve, averaged 3.8 ppg (.486 FG%, 5-17 3pt, .745 FT%), 1.1 rpg, 1.4 apg and 9.4 mpg in 49 games ... Led the Spurs in scoring two times and assists six times ... Scored in double figures in 13 games ... Missed 14 games ... Did not play in 13 games due to coach's decision (10/30/13, 11/2/13, 11/5/13, 11/8/13, 11/22/13, 11/30/13, 12/2/13, 12/26/13, 1/2/14, 1/7/14, 1/17/14, 3/2/14, 3/26/14) ... Inactive in one game (12/23/13) ... **Top Single-Game Performances:** Totaled eight points, six rebounds, three assists and two steals, including a career-high four offensive rebounds in a win at Atlanta (1/24/14) ... Posted a near double-double with 11 points and nine assists as he went 3-of-7 from the field and 5-for-6 from the free throw line at Detroit (2/10/14) ... Recorded 12 points, seven rebounds, five assists and two steals in a win vs. Philadelphia (3/24/14).

2014 NBA Playoffs: Averaged 2.8 ppg, (.486 FG%, 0-3 3pt, .778 FT%), 0.5 rpg, 0.5 apg and 5.1 mpg in 17 games (0 starts) during San Antonio's postseason run in which the Spurs won the 2014 NBA title ... Helped the Spurs become Western Conference champions after he averaged 5.3 ppg (.600 FG%, 0-2 3pt, 8-9 FT), 0.8 rpg, 1.0 apg and 8.2 mpg in six games (0 starts) against Oklahoma City in the conference finals ... Missed six games ... Did not play in six games due to coach's decision (4/20/14, 4/28-5/2/14, 6/5/14, 6/8,14) ... **Top Single-Game Performances:** Scored 11 points going 4-for-7 from the field and 3-of-4 from the charity stripe to go with three rebounds, one assist and one steal at Oklahoma City (5/27/14) ... Dished out three assists and recorded four points, two boards and one steal in a win vs. Oklahoma City (5/29/14).

2012-13 (San Antonio): Averaged 4.5 ppg (.464 FG%, 6-21 3pt, 18-21 FT), 1.9 rpg, 1.9 apg, 0.5 spg and 13.9 mpg in 28 games (9 starts) ... As a starter, averaged 7.2 ppg (.531 FG%, 2-6 3pt, 11-13 FT), 2.2 rpg, 3.1 apg, 1.1 spg and 21.4 mpg in nine games ... As a reserve, averaged 3.2 ppg (.410 FG%, 4-15 3pt, 7-8 FT), 1.7 rpg, 1.3 apg and 10.3 mpg in 19 games ... Scored in double figures in three games ... Missed 54 games ... Did not play in 17 games due to coach's decision (10/31/12, 11/1/12, 11/7/12, 11/21-11/25/12, 12/10/12, 12/15/12, 1.18-1/23/13, 3/24/13, 3/29-4/1/13, 4/4/13) ... Inactive in seven games (11/3-11/7/12, 11/13-11/19/12) ... Inactive in 30 games due to G League assignment (12/1/12, 12/17/12-1/13/13, 1/25-2/27/13) ... **Top Single-Game Performances:** Shot 5-of-8 on field goal tries as he notched 13 points, three rebounds, three assists and two steals vs. Portland (3/8/13) ... Tallied a season-high 15 points as he went 5-of-9 from the floor and 4-for-4 from the free throw line to go with three assists, two rebounds and one block at Minnesota (3/12/13) ... Dished out eight assists while posting 10 points and six rebounds at Golden State (4/15/13).

2013 NBA Playoffs: Averaged 3.0 ppg (.464 FG%, 2-11 3pt, 5-11 FT), 1.6 rpg, 1.2 apg and 9.6 mpg in 20 postseason games (0 starts) ... Recorded 11 points (4-9 FG, 0-1 3pt, 3-6 FT), six rebounds, six assists and two steals in 43 minutes of play in six games (0 starts) for San Antonio during the 2013 NBA Finals as the Spurs fell to Miami in seven games ... Missed one game ... Did not play in one game due to coach's decision (6/18/13) ... **Top Single-Game Performances:** Totaled eight points, four rebounds, four assists, two steals and a postseason career-high two blocks in a win at Los Angeles (4/26/13) ... Recorded four points, six assists and two rebounds in a win at Los Angeles (4/28/13) ... Matched his 2013 postseason high with eight points to go with three boards and one assist as was a perfect 3-for-3 from the field at Miami (6/9/13).

2011-12 (San Antonio): Averaged 2.0 ppg (.314 FG%, 3-15 3pt, 11-17 FT), 0.9 rpg, 1.2 apg and 9.2 mpg in 29 games (1 start) ... As a starter, totaled amassed 13 points (4-13 FG, 2-3 3pt, 3-3 FT) and three assists in 37 minutes in one game ... As a reserve 1.6 ppg (.316 FG%, 1-2 3pt, 8-14 FT), 0.9 rpg, 1.1 apg and 8.2 mpg in 28 games ... Missed 36 games ... Did not play in two games due to G League assignment (1/2/12, 1/11/12) ... Inactive in 26 games due to G League assignment (1/4-1/10/12, 3/7/12, 3/23-4/23/12) ... Did not play in seven games due to coach's decision (2/1/12, 2/6/12, 2/14/12, 2/29/12, 3/14-3/17/12, ... Not with team for one game due to G League assignment (3/21/12) ... **Top Single-Game Performances:** Notched a season-high 13 points on 4-of-13 shooting, including 2-for-3 from 3-point range to go with three assists at Portland (2/21/12) ... Totaled nine points, three boards and two steals as he shot a perfect 4-of-4 from the free throw line in a win at Phoenix (4/25/12).

COLLEGE (Texas, 2010-11): Accrued averages of 10.4 ppg (.422 FG%, .413 3pt%, .699 FT%), 3.6 rpg, 3.0 apg, 1.0 spg and 32.4 mpg in 36 games (36 starts) in his lone season as a Longhorn ... Ninth highest 3-point field goal percentage for a single season on a minimum of 100 attempts from beyond the arc in program history ... Earned Big 12 All-Freshman Team honors and was an All-Big 12 Honorable Mention ... **Top Single-Game Performances:** Totaled 16 points, nine rebounds, four assists and three steals in a win vs. Louisiana Tech (11/10/10) ...Went 8-for-14 from the field and finished with 21 points, four rebounds, three assists and one steal in a win over North Carolina (12/18/10) ... Posted 13 points, five rebounds and five assists while going 5-for-9 from the floor in a win vs. Coppin State (12/31/10) ... Recorded 11 points, two rebounds and three

assists in a win against Oakland (3/18/11) in Texas' first game of the 2011 NCAA Tournament.

CANADIAN NATIONAL TEAM: Averaging 10.8 ppg (.436 FG%, .255 3pt%, .815 FT%), 3.8 rpg, 3.9 apg, 1.0 spg and 25.7 mpg in 46 games for Canada's Senior Men's National Team for whom he has competed for internationally since 2011 ... Averaged 12.7 ppg (.464 FG%, .250 3pt%, .900 FT%), 4.3 rpg, 7.3 apg, 1.0 spg and 28.3 mpg in three games (3 starts) during the Americas Qualifiers that went from 2017-19 for qualification to compete in the 2019 FIBA World Cup ... Accrued averages of 19.2 ppg (.462 FG%, 2-12 3pt, .882 FT%), 4.2 rpg, 4.2 apg, 1.3 spg and 33.8 mpg in four games during 2016 FIBA Olympic Qualifying Tournament in the Philippines guiding Canada to a silver-medal finish ... During the 2015 FIBA AmeriCup, averaged 9.9 ppg (.455 FG%, 2-10 3pt, .844 FT%), 3.8 rpg, 5.7 apg, 0.9 spg, 0.4 bpg and 23.4 mpg in 10 games as Canada received a bronze medal ... Totaled 11 points, six rebounds, eight assists, three steals and one block in 32 minutes in the bronze medal game vs. Mexico ... Recorded 6.0 ppg (.318 FG%, 0-1 3pt, 4-5 FT), 5.0 rpg, 3.7 apg, 1.3 spg, 0.7 bpg and 24.7 mpg in three games during the 2015 Tuto Marchand Continental Cup ... Made three appearances during the 2013 Tuto Marchand Continental Cup, posting averages of 12.0 ppg (.444 FG%, 2-11 3pt, 10-12 FT), 1.0 rpg, 3.7 apg, 1.3 spg and 25.7 mpg ... Totaled four points (2-9 FG, 0-1 3pt), five rebounds, two assists and one steal in 35 minutes in two exhibition outings against Jamaica in 2013 ... In two outings during the 2011 Tuto Marchand Continental Cup, he accumulated 10 points (4-12, 2-4 3pt), five rebounds, three assists and one steal in 40 minutes ... Averaged 3.8 ppg (.333 FG%, 2-12 3pt, 4-8 FT), 2.6 rpg, 1.5 apg, 0.9 spg and 19.5 mpg in 10 games during the 2011 FIBA Americas Championship, his first tournament with the Senior Men's National Team ... Has appeared in multiple U19 World Cup's for Canada's Junior Men's National Team having averaged 8.1 ppg (.434 FG%, .288 3pt%, .636 FT%), 3.1 rpg, 1.3 apg, 0.9 spg and 23.4 mpg in 17 contests ... During the 2009 U19 World Cup, averaged 13.6 ppg (.456 FG%, .289 3pt%, 7-8 FT), 4.1 rpg, 1.9 apg, 1.0 spg and 30.7 mpg in nine games ... Saw action in eights games at the 2007 U19 World Cup amassed averages of 3.4 ppg (.333 FG%, .286 3pt, .500 FT%), 2.0 rpg, 0.6 apg 0.9 spg and 15.1 mpg in his first event for Canada's Junior National Team.

HIGH SCHOOL: Spent his junior and senior seasons at Findlay Prep in Henderson, Nevada transferring to the school with fellow NBA player, Tristan Thompson... Rated as the No. 7 and No. 11 nationally by RIvals.com and ESPNU 100 respectively after his senior season ... Earned McDonald's All-American, Jordan All-American and Parade All-American First Team honors during his senior season ... Findlay went 32-2 in his final season as he averaged a team-high 18.8 points, (.539 FG%, .469 3pt%, .796 FT), 6.7 rebounds, 4. 9assists and 2.5 steals ... He averaged 20.3 points over three games during the ESPN Rise National High School Invitational earning Tournament MVP honors and helping Findlay claim the championship as they went 3-0 ... As a junior, he averaged 10.5 ppg (.558 FG%, .504 3pt%), 6.4 rpg, 4.9 apg and 2.1 steals per game in 33 games as Findlay Prep went a perfect 33-0 and captured the high school national championship ... The team also won the ESPN RISE National High School Invitational championship ... Attended Pickering High School in Pickering, Ontario, Canada for his freshman and sophomore seasons leading his team to consecutive provincial championships.

PERSONAL: Born on Aug. 20, 1991 in Toronto, Canada ... Full name is Cory Ephram Joseph ... Son of David and Connie Joseph, who met at Mt. Royal College in Alberta, Canada as both played for the basketball team ... Has an older brother, Devoe, who played basketball at Minnesota and Oregon and most recently played in the Turkish Basketball First League ... His cousin, Kris Joseph, was drafted by the Celtics in 2012 after playing at Syracuse and most recently played professionally in Portugal ... Another one of Joseph's cousins, Mauricie Joseph, played collegiately at Michigan State and Vermont and last coached at George Washington ... During his youth he played basketball with NBA player Kelly Olynk ... @Cory_Joe on Twitter.



41 | TYLER LYDON

POSITION: Forward
HEIGHT/WEIGHT: 6-10 / 225lbs
YEARS: 3rd NBA Season
BEFORE NBA/COUNTRY: Syracuse / USA
HIGH SCHOOL: New Hampton Prep (New Hampton, NH)
BORN: 4/9/96 (Hudson, NY)

NBA REGULAR SEASON STATISTICS

YEAR-TEAM	G	MIN	FGM	FGA	PCT	FG3M	FG3A	PCT	FTM	FTA	PCT	OFF	DEF	TOT	AST	PF	DQ	STL	TO	BLK	PTS	RPG	APG	PPG
17-18 DEN	1	2	0	0	---	0	0	---	0	0	---	0	0	0	0	0	0	0	0	0	0	0.0	0.0	0.0
18-19 DEN	25	94	9	18	.500	4	10	.400	1	3	.333	7	11	18	6	10	0	2	4	0	23	0.7	0.2	0.9
TOTALS	**26**	**96**	**9**	**18**	**.500**	**4**	**10**	**.400**	**1**	**3**	**.333**	**7**	**11**	**18**	**6**	**10**	**0**	**2**	**4**	**0**	**23**	**0.7**	**0.2**	**0.9**

LYDON'S CAREER HIGHS

MIN:	9 (3)	02/04/19	DEN	@	DET
FGM:	2 (2)	11/27/18	LAL	@	DEN
FGA:	4	01/17/19	CHI	@	DEN
3FGM:	2	11/15/18	ATL	@	DEN
3FGA:	3 (2)	01/17/19	CHI	@	DEN
FTM:	1	11/01/18	DEN	@	CLE
FTA:	2	11/01/18	DEN	@	CLE
OREB:	2	12/22/18	DEN	@	LAC
DREB:	2	12/26/18	DEN	@	SAS
REB:	3	12/22/18	DEN	@	LAC
AST:	1 (6)	04/07/19	DEN	@	POR
STL:	1 (2)	01/10/19	LAC	@	DEN
TO:	1 (4)	01/25/19	PHX	@	DEN
BLK:					
PTS:	6	11/15/18	ATL	@	DEN

TRANSACTIONS/CAREER NOTES: An early entrant candidate selected in the first round (24th overall) of the 2017 NBA Draft by the Utah Jazz after his second season at Syracuse (6/22/17) ... Draft rights acquired by Denver along with Trey Lyles from Utah for the draft rights of Donovan Mitchell (13th overall) ... Signed a contract with Denver (7/6/17) ... Signed a deal with Sacramento (7/17/19).

NBA CAREER: Has totaled 23 points (9-18 FG, 4-10 3pt, 1-3 3pt), 18 rebounds, six assists and two steals in 96 minutes of play in 26 career NBA games over two seasons with one team: Denver (2017-19).

NBA G LEAGUE: Averaged 12.8 ppg (.487 FG%, .359 3pt%, .676 FT%), 8.9 rpg, 2.2 apg, 0.9 spg, 0.6 bpg and 32.1 mpg in 23 career G League games (20 starts) over two seasons with two teams: Rio Grande Valley Vipers (2017-18) and Capital City Go-Go (2018-19) ... Averaged 13.3 ppg (.440 FG%, .347 3pt%, .600 FT%), 9.6 rpg, 2.5 apg, 0.9 rpg, 0.6 apg and 33.6 mpg in eight games (7 starts) during the 2018-19 season ... Averaged 12.6 ppg (.518 FG%, .367 3pt%, .737 FT%), 8.5 rpg, 2.1 apg, 0.9 spg, 0.6 bpg and 31.3 mpg in 15 games (13 starts) during the 2017-18 season.

2018-19 (Denver): Recorded 23 points (9-18 FG, 4-10 3pt, 1-3 FT), 18 rebounds, six assists and two steals in 94 minutes of play in 25 games (0 starts) ... Missed 57 games ... Did not play in 37 games due to coach's decision (10/17/18, 10/21/18, 10/25-10/31/18, 11/5-11/13/18, 11/17-11/21/18, 11/24/18, 11/30-12/8/18, 12/16/18, 12/18/18, 12/28/18-1/3/19, 1/7/19, 1/8/19, 1/12/19, 1/23/19. 1/28/19, 1/30/19, 2/2/19, 2/6/19, 2/8/19, 2/13/19, 2/28/19, 3/2/19) ... Inactive in one game due to concussion protocol (2/11/19) ... Inactive in 10 games due to G League assignment (3/4-3/24/19) ... Inactive in nine games due to coach's decision (3/26-4/5/19, 4/9/19, 4/10/19) ... **Top Single-Game Performances:** Scored a career-high six points going 2-for-3 from 3-point range while adding one rebound in a win vs. Atlanta (11/15/18) ... Went 2-of-2 from the floor as he made one 3-pointer for five points in a win vs. Los Angeles.

2017-18 (Denver): Saw two minutes of play in one game (0 starts) ... On the inactive list 45 times (10/18/17, 10/21/17, 10/25/17, 11/9-11/19, 11/22-11/30/17, 12/18-12/26/17, 1/16-1/19/18, 1/25-3/2/18, 3/26-4/11/18) ... Inactive in 35 games due to G League assignment (10/23/17, 10/27-11/7/17, 12/4-12/15/17, 12/27/17-1/13/18, 1/22/18, 3/3-3/23/13) ... Did not play in one game due to coach's decision (12/2/17.

COLLEGE (Syracuse, 2015-17): Averaged 11.6 ppg (.475 FG%, .398 3pt%, .809 FT%), 7.4 rpg, 1.6 apg, 1.1 spg, 1.4 bpg and 36.1 mpg in 71 career collegiate games (34 starts) ... Eighth in career free throw percentage on Syracuse's all-time leaders list ... As a sophomore, averaged 13.2 ppg (.472 FG%, .392 3pt%, .836 FT%), 8.7 rpg, 2.1 apg, 1.0 spg, 1.4 bpg and 36.1 mpg in 34 games (34 starts) ... 10th most total defensive rebounds (215) and eighth highest 3-point percentage for a single season in program history ... Earned All-ACC Honorable Mention and ACC All-Academic honors ... **Top-Single Game Performances:** Made 12 of his 13 field goal attempts, totaling 29 points, nine rebounds and two assists vs. Georgetown (12/17/16) ... Posted a double-double with 24 points and 10 rebounds as he shot 8-for-8 from the free throw line vs. Notre Dame (1/21/17) ... Recorded 14 points, 11 boards and six blocks in a win vs. Florida State (1/28/17) ... Scored 15 points to go with 14 rebunds, two steals and two blocks vs. Ole Miss (3/18/17) ... As a freshman, averaged 10.1 ppg (.479 FG%, .405 3pt%, .774 FT%), 6.3 rpg, 1.1 apg, 1.1 spg, 1.8 bpg and 30.3 mpg in 37 games (0 starts) ... Blocked the third most shots (67) in a single season by a freshman in Syracuse history ... Amassed 10.2 ppg (.417 FG%, .333 3pt%, .714 FT%), 5.8 rpg, 1.2 spg, 4.0 bpg and 30.4 mpg in fives games (0 starts) for Syracuse during the Orange's Final Four run in the 2016 NCAA Tournament ... **Top Single-Game Performances:** Totaled 16 points and 12 rebounds for his first collegiate double-double in a win against Connecticut (11/26/15) ... Scored a season-high 21 points going 8-of-12 from the field, including 4-for-8 from 3-point range vs. Pittsburgh (2/20/16) ... Notched 14 points, seven rebounds and six blocks in a win against Middle Tennessee (3/20/16) ... Blocked five shots and added 11 points and six rebounds to help Syracuse advance to the Final Four in a win over Virginia (3/27/16).

BACK TO TABLE OF CONTENTS

TYLER LYDON

USA BASKETBALL: Earned a roster spot on the 2014 USA Basketball Men's Under-18 National Team ... Helped the team compile a 5-0 record on their way a gold medal during the FIBA Americas U18 Championship after he accrued averages of 5.8 ppg (.435 FG%, 6-19 3pt, 3-8 FT), 6.4 rpg, 0.4 apg, 0.6 spg, 0.8 bpg and 16.2 mpg in five games.

HIGH SCHOOL: Attended New Hampton Prep in New Hampshire and Pine Plains in New York ... Selected to participate in the 2015 Jordan Brand Regional Game as he was ranked 74th overall and 18th among power forwards in the Class of 2015 by ESPN.com ... Scout.com tabbed Lydon as no. 66 overall and the 13th best player at the power forward position ... Rivals.com listed him at 64th overall and also at 18 among power forwards ... As a team captain, helped New Hampton to a 21-9 record ... He was named to the first team AAA All-NEPSAC ... He scored 13 points in Huskies win over South Kent during the New England Prep School AAA Playoffs ... Had 14 points as a junionr during the NEPSAC Tournament ... During his junior season, also tallied 21 points and 10 rebounds in a win in the Hall of Fame Tournament ... He helped Pine Plains get to the 2013 New York State Public HIgh School Atheltic Association Class C championship after averaging 15.4 points and 11.3 rebounds a game during the season ... Bombers went 21-3 that season and the team even had a 19-game winning streak ... Lydon was also a part of the 2011-12 team that went 18-3 and reached the Class C regional semifinals .... Started playing varsity basketball since he was in the eighth grade.

PERSONAL: Born on Apr. 9, 1996 in Hudson, New York ... Son of Timothy and Suan Lydon ... His mother played basketball at utchess Community College ... Hosted a basketball camp this summer in Pine Plains, New York, which aims to help campers become a better player and person through a supportive and encouraging environment ... @Tyler_Lydon14 on Twitter.



50 | CALEB SWANIGAN

POSITION: Forward
HEIGHT/WEIGHT: 6-9 / 260lbs
YEARS: 3rd NBA Season
BEFORE NBA/COUNTRY: Purdue / USA
HIGH SCHOOL: Homestead (Fort Wayne, IN)
BORN: 4/18/97 (Indianapolis, IN)

NBA REGULAR SEASON STATISTICS

YEAR-TEAM	G	MIN	FGM	FGA	PCT	FG3M	FG3A	PCT	FTM	FTA	PCT	OFF	DEF	TOT	AST	PF	DQ	STL	TO	BLK	PTS	RPG	APG	PPG
17-18 POR	27	189	24	60	.400	1	8	.125	12	18	.667	15	39	54	14	37	1	5	18	3	61	2.0	0.5	2.3
18-19 POR/SAC	21	178	18	53	.340	1	7	.143	6	9	.667	17	47	64	11	28	0	6	18	1	43	3.0	0.5	2.0
TOTALS	**48**	**367**	**42**	**113**	**.372**	**2**	**15**	**.133**	**18**	**27**	**.667**	**32**	**86**	**118**	**25**	**65**	**1**	**11**	**36**	**4**	**104**	**2.5**	**0.5**	**2.2**

NBA PLAYOFFS STATISTICS

YEAR-TEAM	G	MIN	FGM	FGA	PCT	FG3M	FG3A	PCT	FTM	FTA	PCT	OFF	DEF	TOT	AST	PF	DQ	STL	TO	BLK	PTS	RPG	APG	PPG
17-18 POR	1	8	0	2	.000	0	1	.000	3	4	.750	0	2	2	1	1	0	0	1	0	3	2.0	1.0	3.0
TOTALS	**1**	**8**	**0**	**2**	**.000**	**0**	**1**	**.000**	**3**	**4**	**.750**	**0**	**2**	**2**	**1**	**1**	**0**	**0**	**1**	**0**	**3**	**2.0**	**1.0**	**3.0**

SWANIGAN'S CAREER HIGHS

MIN:	20 (2)	10/30/18	POR	@	HOU
FGM:	4	10/29/18	POR	@	IND
FGA:	7	10/18/17	POR	@	PHX
3FGM:	1 (2)	11/01/18	NOP	@	POR
3FGA:	2	11/01/18	NOP	@	POR
FTM:	4	04/05/18	POR	@	HOU
FTA:	5	04/05/18	POR	@	HOU
OREB:	5	10/24/17	NOP	@	POR
DREB:	9	10/30/18	POR	@	HOU
REB:	11	10/30/18	POR	@	HOU
AST:	3 (3)	04/10/19	SAC	@	POR
STL:	2 (2)	04/10/19	SAC	@	POR
TO:	3 (2)	10/29/18	POR	@	IND
BLK:	2	11/13/17	DEN	@	POR
PTS:	11	10/29/18	POR	@	IND

SWANIGAN'S PLAYOFFS CAREER HIGHS

MIN:	8	04/19/18	POR	@	NOP
FGM:					
FGA:	2	004/19/18	POR	@	NOP
3FGM:					
3FGA:	1	04/19/18	POR	@	NOP
FTM:	3	04/19/18	POR	@	NOP
FTA:	4	04/19/18	POR	@	NOP
OREB:					
DREB:	2	04/19/18	POR	@	NOP
REB:	2	04/19/18	POR	@	NOP
AST:	1	03/27/17	ORL	@	TOR
STL:					
TO:	1	04/19/18	POR	@	NOP
BLK:					
PTS:	3	04/19/18	POR	@	NOP

TRANSACTIONS/CAREER NOTES: An early entrant candidate selected in the first round (26th overall) of the 2017 NBA Draft by the Portland Trail Blazers after two seasons at Purdue (6/22/17) ... Signed a contract with Portland (7/3/17) ... Had his team option exercised extending his contract with Portland (10/15/18) ... Acquired by Sacramento from Portland for Skal Labissiere (2/7/19).

NBA CAREER: Averaging 2.2 ppg (.372 FG%, 2-15 3pt, .667 FT%), 2.5 rpg, 0.5 apg and 7.7 mpg in 48 career NBA games (3 starts) over two seasons with two teams: Portland (2017-19) and Sacramento (2018-19).

NBA PLAYOFFS: Has totaled three points (0-2 FG, 0-1 3pt, 3-4 FT), two rebounds and one assist in eight minutes in one postseason game (0 starts).

NBA G LEAGUE: Averaged 13.6 ppg (.483 FG%, .262 3pt%, .688 FT%), 11.5 rpg, 2.6 apg, 1.0 spg, 0.7 bpg and 28.8 mpg in 26 career G League games (18 starts) with three teams: Canton Charge (2017-18), Texas Legends (2018-19) and Stockton Kings (2018-19) ... Averaged 12.8 ppg (.462 FG%, 3-16 3pt, .707 FT%), 10.9 rpg, 2.4 apg, 0.9 spg, 0.6 bpg and 27.1 mpg in 12 games (6 starts) with Texas and Stockton during the 2018-19 season ... Averaged 8.5 ppg (.500 FG%, 2-7 3pt, 4-6 FT), 7.5 rpg, 2.0 apg, 0.5 spg, 0.5 bpg and 22.6 mpg in four games (3 starts) for the Legends during the 2018-19 season ... Averaged 15.0 ppg (.452 FG%, 1-9 3pt, .714 FT%), 12.6 rpg, 2.6 apg, 1.1 spg, 0.6 bpg and 29.3 mpg in eight games (3 starts) for the Kings during the 2018-19 season ... Totaled 14 points (6-11 FG, 2-3 FT), 17 rebounds, five assists and one block in 36 minutes in one postseason contest with Stockton during the 2018-19 season ... Averaged 14.2 ppg (.500 FG%, .308 3pt%, .673 FT%), 12.0 rpg, 2.7 apg, 1.0 spg, 0.9 bpg and 30.3 mpg in 14 games (12 starts) with the Charge during the 2017-18 season.

2018-19 (Portland/Sacramento): Averaged 2.0 ppg (.340 FG%, 1-7 3pt, 6-9 FT), 3.0 rpg, 0.5 apg and 8.5 mpg in 21 games (0 starts) ... Averaged 1.9 ppg (.318 FG%, 1-5 3pt, 6-7 FT), 2.9 rpg, 0.4 apg and 8.1 mpg in 18 games (0 starts) with Portland ... Recorded eight points (4-9 FG, 0-2 3pt, 0-2 FT), 12 rebounds, four assists, two steals and one block in three games (0 starts) with Sacramento ... Scored in double figures in one game ... Collected 10 or more rebounds in two games ... Posted one double-double ... Missed 60 games ... Did not play in 34 games due to coach's decision (10/18/18, 10/22-10/27/18, 11/6/18, 11/11/18, 11/14/18, 11/18/18, 11/20/18, 11/25-11/30/18, 12/4/18. 12/8/18, 12/11/18, 12/14-12/19/18, 12/23/18, 12/27/18, 1/21/19, 1/22/19, 1/26/19, 2/5/19, 3/1/19, 3/4/19, 3/9-3/15/19, 3/30/19, 3/31/19, 4/4/19, 4/7/19) ... Inactive in six games due to coach's decision (12/2/18, 1/18/18, 2/8-2/13/19, 3/17/19) ... Inactive in 20 games due to G League assignment (1/1-1/16/19, 2/21-2/27/19, 3/6/19, 3/17-3/26/19) ... **Top Single-Game Performances:** Scored a career-high 11 points making a career-high four field goals on six attempts while adding 10 rebounds, one assist and one steal in a win at Indiana (10/29/18) ... Made his second career 3-pointer, finishing the game with six points, five rebounds and one assist in a win vs. New

BACK TO TABLE OF CONTENTS

CALEB SWANIGAN

Orleans (11/1/18) ... Totaled four points and seven rebounds while tying his career-highs with three assists and two steals at Portland (4/10/19).

2017-18 (Portland): Averaged 2.3 ppg (.400 FG%, 1-8 3pt, 12-18 FT), 2.0 rpg, 0.5 apg and 7.0 mpg in 27 games (3 starts) ... As a starter, averaged 2.7 ppg (.429 FG%, 0-1 3pt, 2-4 FT), 3.0 rpg, 0.7 apg, 0.7 bpg and 11.9 mpg in three games ... As a reserve, averaged 2.2 ppg (.396 FG%, 1-7 3pt, 10-14 FT), 1.9 rpg, 0.5 apg and 6.4 mpg in 24 games ... Scored in double figures in one game ... Grabbed 10 or more rebounds in two games ... Missed 55 games ... Did not play in 29 games due to coach's decision (10/21/17, 10/28/17, 11/1/17, 11/7/17, 11/20/17, 11/24-11/27/17, 12/2/17, 12/9/17, 12/13/17, 12/23/17, 2/8/18, 2/11-2/24/18, 3/1-3/5/18, 3/12-3/17/18, 3/20-3/28/18, 4/7/18) ... Inactive in seven games due to coach's decision (11/30/17, 12/5/17, 12/15-12/20/17, 2/4/18) ... Inactive in 19 games due to G League assignment (12/28/17-2/2/18) ... **Top Single-Game Performances:** Totaled eight points, four rebounds, three assists and one steal in a win vs. Phoenix (10/18/17) ... Dished out a career-high tying three assists and added five points, eight boards and one block in a win vs. New Orleans (10/24/17) ... Scored a season-high 10 points to go with four rebounds as he went 3-of-4 from the field and 4-for-5 from the charity stripe at Houston (4/5/18).

COLLEGE (Purdue, 2015-17): Over two seasons at Purdue, averaged 14.4 ppg (.501 FG%, .376 3pt%, .760 FT%), 10.4 rpg, 2.4 apg, 0.4 spg, 0.5 bpg and 29.2 mpg in 69 career collegiate games (69 starts) ... 13th in career rebounds (718), second in career rebounds per game (10.4), third in career double-doubles (36) in Purdue Men's Basketball annals ... As a sophomore, averaged 18.5 ppg (.527 FG%, .447 3pt%, .781 FT%), 12.5 rpg, 3.1 apg, 0.4 spg, 0.8 bpg and 32.5 mpg in 35 games (35 starts) ... Became the first player nationally in a least the last 31 years to have at least 40 points, 430 rebounds and 100 assists for a single season ... Fourth player in program history with 600 points and 30 rebounds in a single season ... He was the first player since Tim Duncan at Wake Forest during the 1996-97 season to average 18.0 points, 12.0 rebounds and 3.0 assists per game ... Set the Big Ten record for double-double in a single season with 28, also the 13th most by a player in NCAA history ... Most rebounds (436), most double-doubles (28) and fifth highest rebounds per game average for a single season in program history ... By season's end, received Pete Newell Big Man Award, Lute Olson Award, USBWA District V Player of the Year and Big Ten Player of the Year ... Earned consensus All-American First Team honors and was named to the NABC All-District (7) First Team and All-Big Ten First Team ... Among nation's leaders, ranked second in rebounds per game, first in defensive rebounds (340) and first in total rebounds (436) ... Averaged 18.0 ppg (.463 FG%, 7-13 3pt, 9-14 FT), 11.0 rpg, 5.0 apg, 0.7 spg, 1.3 bpg and 35.7 in three games (3 starts) during the 2017 NCAA Tournament ... **Top Single-Game Performances:** Posted 23 points, 20 rebounds and six assists in a win vs. McNeese State as he became the third major-college player over the last 10 years with 20-20-5 in a game ... Totaled 32 points and 20 rebounds going 11-of-15 from the floor and 9-for-10 from the free throw line in a win vs. Norfolk State (12/21/16) as he became one of five Boiler Makers in program history with 30 points and 20 rebounds in a single game ... Recorded 28 points and 22 rebounds as he went 10-for-20 from the field vs. Minnesota (1/1/17) as he set the mark for most defensive rebounds in Purdue's single-game record book with 16 while tying the fifth highest rebounds total in a single contest in program history ... Dished out seven assists to go with 20 points and 12 rebounds in a NCAA Tournament win over Iowa State (3/18/17) becoming the third player since the 2011 tournament to tally at least 20 points, 12 rebounds and seven assists in a tournament contest ... As a freshman, averaged 10.2 ppg (.461 FG%, .292 3pt%, .713 FT%), 8.3 rpg, 1.8 apg, 0.4 spg and 25.7 mpg in 34 games (34 starts) during the 2015-16 season ... Second Purdue freshman in school history with 300 points, 200 rebounds and 50 assists during their first season ... Set Boiler Maker freshman records for total rebounds (282) and double-doubles (8) ... An All-Big Ten Honorable Mention (media) and selected to All-Big Ten Freshman Team ... **Top Single-Game Performances:** Collected 11 points, 14 rebounds and four assists in a win vs. IUPUI (12/7/15) for the second most rebounds in a single game by a freshman in program history and the most by a freshman since 1975 ... Went 10-of-14 from the field for 25 points to go with 11 rebounds and two steals vs. Butler (12/19/15) becoming the first Purdue freshman since 1981 to have 25 points and 10 rebounds or more in a game ... Made 14 free throws on 17 attempts finishing with 27 points and eight rebounds in a win vs. Wisconsin (3/6/16).

USA BASKETBALL: Averaged 7.1 ppg (.646 FG%, .725 FT%), 5.1 rpg, 0.7 apg, 1.0 spg, 0.6 bpg and 13.9 mpg in 14 games (1 start) for Under-19 and -17 National Team at the 2015 FIBA U19 and 2014 FIBA U17 World Championships ... Averaged 6.1 ppg (.600 FG%, .650 FT%), 4.4 rpg, 0.6 apg, 0.4 spg, 0.7 bpg and 13.8 mpg in seven games (1 start) helping the U19 National Team capture the gold medal as the team went 7-0 at the 2015 FIBA U19 World Championship in Greece ... Averaged 8.0 ppg (.699 FG%, .774 FT%), 5.7 rpg, 1.8 spg and 13.9 mpg in seven games during the 2014 FIBA U17 World Championship in Dubai as USA went undefeated and secured the gold medal with a 7-0 record ... Named to the 2014 USA Junior National Team on July 15, 2015.

HIGH SCHOOL: Attended Homestead High School in Fort Wayne, Indiana ... During his senior season, ranked as the No.9 recruit in the ESPN Top 100 for the class of 2015 and third in the nation at his position ... Scout.com and Rivals.com had him as the 13th and 19th-best player respectively ... Won Indiana Mr. Basketball after he averaged 22.6 points and 13.7 rebounds per game and guided Homestead to their first state title in school history ... Also named Gatorade Player of the Year in Indiana and Parade All-American First Team while being selected to play in the McDonald's All-American, Jordan Classic and Nike Hoop Summit games ... Set school records in career points (1,649) and career rebound (1,048) as well as single-season records in points (704) and rebounds (424) ... The team finished with an 18-8 record during his junior season ... Posted averages of 25.2 ppg, 13.5 rpg and 3.1 apg during his sophomore year in 2012-13 as Homestead made it to the Class 4A State Semifinals.

PERSONAL: Born on Apr. 18, 1997 in Indianapolis, Indiana ... His father, Roosevelt Barnes, played football and basketball at Purdue in the late 70s and early 90s and was even a member of the 1980 Final Four team ... Barnes also played for the Detroit Lines ... Reclassified from 2016 to 2015 in high school and graduated in three years ... Goes by the nickname Biggie ... Majored in general education and educational studies ... @calebswanigan50 on Twitter.



42 | ERIC MIKA

MEE-ka

TRAINING CAMP INVITEE

POSITION: Center
HEIGHT/WEIGHT: 6-10 / 240lbs
YEARS: Rookie
BEFORE NBA/COUNTRY: Brigham Young/ USA
HIGH SCHOOL: Lone Peak (Highland, UT)
BORN: 1/5/95 (Salt Lake City, UT)

PROFESSIONAL INTERNATIONAL STATISTICS

YEAR-TEAM	G	MIN	FGM	FGA	PCT	FG3M	FG3A	PCT	FTM	FTA	PCT	OFF	DEF	TOT	AST	PF	DQ	STL	TO	BLK	PTS	RPG	APG	PPG
17-18 Pesaro	29	823	161	294	.548	1	4	.250	90	121	.744	69	142	211	32	72	0	35	64	19	415	7.3	1.1	14.3
18-19 MB/GBB	41	653	125	207	.604	0	1	.000	84	122	.689	68	91	159	26	118	0	17	49	19	334	3.9	0.6	8.1
TOTALS	**70**	**1476**	**286**	**501**	**.571**	**1**	**5**	**.200**	**174**	**243**	**.716**	**137**	**233**	**370**	**58**	**190**	**0**	**49**	**113**	**38**	**749**	**5.3**	**0.8**	**10.7**

COLLEGE STATISTICS

YEAR-TEAM	G	MPG	FGM	FGA	PCT	FG3M	FG3A	PCT	FTM	FTA	PCT	RPG	APG	SPG	BPG	PTS	PPG
13-14 BYU	33	25.6	139	264	.527	0	0	---	111	180	.617	6.4	1.0	0.5	0.7	389	11.8
16-17 BYU	34	28.6	233	441	.528	0	1	.000	225	295	.763	9.2	1.6	0.6	1.9	691	20.3
TOTALS	**67**	**27.1**	**372**	**705**	**.528**	**0**	**1**	**.000**	**336**	**475**	**.707**	**7.8**	**1.3**	**0.5**	**1.3**	**1080**	**16.1**

TRANSACTIONS/CAREER NOTES: An early entrant candidate who went undrafted in the 2017 NBA Draft out of Brigham Young (6/22/17) ... Signed a contract with Sacramento (8/20/19).

NBA SUMMER LEAGUE (California Classic/Las Vegas): Averaged 8.3 points (8-21 FG, 9-15 FT), 9.3 rebounds and 19.3 minutes per game in three games with Sacramento during the 2019 California Classic ... Averaged 9.2 points (.621 FG%, 10-16 FT), 7.0 rebounds and 17.0 minutes per game in five games with Sacramento during the MGM Resorts Summer League 2019 in Las Vegas ... Averaged 5.3 ppg (4-11 FG, 8-8 FT), 2.7 rpg, 0.7 apg and 13.7 mpg in three games with Miami during the 2017 Orlando Pro Summer League ... Totaled 11 points (2-4 FG, 7-10 FT), 10 rebounds and one block in 24 minutes of action in two games with Miami during the 2017 Las Vegas Summer League.

PROFESSIONAL INTERNATIONAL CAREER: Averaged 8.2 points (.604 FG%, 0-1 3pt, .689 FT%), 3.9 rebounds, 0.6 assists and 15.9 minutes per game in 41 games (22 starts) with Germani Basket Brescia of the Italian Lega Basket Serie A and Medi Bayreuth of Germany's Basketball Bundesliga during the 2018-19 season ... Averaged 3.8 ppg (.478 FG%, .632 FT%), 2.4 rpg, 0.4 spg and 12.0 mpg in nine games (4 starts) with Germani Basket Brescia during the Eurocup ... Accrued averages of 14.3 ppg (.548 FG%, 1-4 3pt, .744 FT), 7.3 rpg, 1.1 apg, 1.2 spg, 0.7 bpg and 28.4 mpg in 29 games (27 starts) with VL Pesaro of the Italian Lega Basket Serie A during the 2017-18 season.

COLLEGE (Brigham Young, 2013-16): Averaged 16.1 points (.528 FG%, 0-1 3pt, .707 FT%), 7.8 rebounds, 1.3 assists and 27.1 minutes per game in 67 career collegiate games (63 starts) over two seasons in 2013-14 and 2016-17 ... 11th in career offensive rebounds (197) and fifth in career blocks per game output (1.29) in program history ... After returning from a two-year mission, averaged 20.3 ppg (.528 FG%, 0-1 3pt, .763 FT%), 9.2 rpg, 1.6 apg, 0.6 spg, 1.9 bpg and 28.6 mpg in 34 games (34 starts) during his sophomore season in 2016-17 ... Eclipsed his own single season record for offensive rebounds with 104 ... Ninth most points (691), tied for the fourth most blocks (63), third most free throws made (225) for a single season in BYU Men's Basketball annals ... Earned USBWA District VIII Player of the Year honors and named to the All-District VIII Team ... Other accolades include All-WCC First Team, NABC All-District First Team and WCC All-Academic Team ... Among the nation's leaders, ranked second in free throws made, 18th in total points (691), 28th in field goals made (233) and 15th in double-doubles (17) ... **Top Single-Game Performances:** Totaled 26 points, 18 rebounds, three assists and two blocks in a win vs. Princeton (11/14/16) ... Scored a career-high 31 points to go alongside 12 rebounds, three assists, two blocks and one assist in a win vs. San Francisco (1/12/17) ... Shot 9-of-15 from the floor and 7-for-9 from the free throw line for 25 points in addition to eight rebounds and four assists in a conference tournament win over Loyola Marymount (3/4/17) ... As a freshman, averaged 11.8 ppg (.527 FG%, .617 FT%), 6.4 rpg, 1.0 apg, 0.5 spg, 0.7 bpg and 25.6 mpg in 33 games (29 starts) during the 2013-14 season ... Second most offensive rebounds (93) for a single season in the program's record books ... Named to the WCC All-Freshman Team as he had the fourth most double-doubles (5), most offensive rebounds and third most total rebounds (211) by a Cougar freshman in program history ... Averaged 8.7 ppg (.409 FG, 8-10 FT), 8.0 rpg, 1.0 apg, 1.0 bpg and 28.3 mpg in three games (2 starts) during the West Coast Conference Tournament ... **Top Single-Game Performances:** Posted a season-high 20 points on 9-of-10 shooting while adding four rebounds and two blocks in a win vs. Mount St. Mary's (11/15/13) ... Recorded 17 points and 11 rebounds for his first double-double in a win vs. North Texas (12/3/13) ... Secured a double-double with 11 points and 10 rebounds in a conference tournament victory over San Francisco (3/10/14) ... Knocked down 11 of his 16 free throw attempts totaling 15 points and seven boards during the NCAA Tournament against Oregon (3/20/14).

HIGH SCHOOL: Attended Lone Peak High School in Highland, Utah for his junior and senior seasons ... Helped guide Lone Peak to a 26-1 record during his senior year after he averaged 16.4 points, 11.2 rebounds, 1.0 assists and 1.7 blocks per game ... Lone Peak went on to be crowned

BACK TO TABLE OF CONTENTS

ERIK MIKA

2012-13 MaxPreps.com National champions and claimed the 5A Utah state title ... Rated nationally as high as No. 28 by ESPN.com, No. 37 by Scout.com and No. 49 by Rivals.com in the class of 2013 ... Among centers in his recruiting class, ESPN.com and Scout.com ranked him as high as third and Rivals.com placed him as the 14th best power forward ... First-Team All-State honors from the Deseret News and the Salt Lake Tribune for his performance as a senior ... Spent his first two high school seasons at The Waterford School in Salt Lake City ... First-Team All-State as a sophomore after he averaged 17.1 points, 12.2 rebounds and 3.9 blocks per contest.

PERSONAL: Born on Jan. 5, 1995 in Salt Lake City, Utah ... Son of Ron and Sue Mika ... Has six siblings ... His wife's name is Gabrielle ... Served as a missionary for two years in Rome, Italy, between his freshman and sophomore years of college ... @erc95 on Twitter.

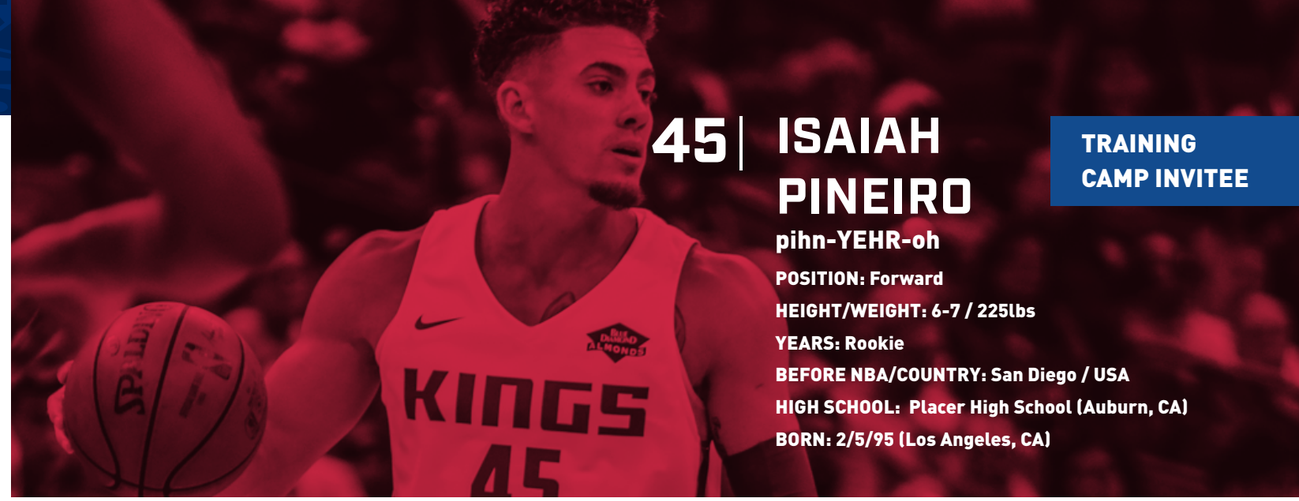

45 | ISAIAH PINEIRO

TRAINING CAMP INVITEE

pihn-YEHR-oh

POSITION: Forward
HEIGHT/WEIGHT: 6-7 / 225lbs
YEARS: Rookie
BEFORE NBA/COUNTRY: San Diego / USA
HIGH SCHOOL: Placer High School (Auburn, CA)
BORN: 2/5/95 (Los Angeles, CA)

COLLEGE STATISTICS

YEAR-TEAM	G	MPG	FGM	FGA	PCT	FG3M	FG3A	PCT	FTM	FTA	PCT	RPG	APG	SPG	BPG	PTS	PPG
15-16 Port. St.	31	22.8	137	270	.507	9	28	.321	90	118	.763	5.5	1.1	1.1	0.5	373	12.0
17-18 USD	34	28.1	188	383	.491	27	78	.346	130	166	.783	6.2	2.1	1.2	0.8	533	15.7
18-19 USD	36	34.7	232	476	.487	40	119	.336	173	211	.820	9.4	2.1	1.2	0.5	677	18.8
TOTALS	**101**	**28.8**	**557**	**1129**	**.493**	**76**	**225**	**.338**	**393**	**495**	**.794**	**7.1**	**1.8**	**1.2**	**0.6**	**1583**	**15.7**

TRANSACTIONS/CAREER NOTES: Went undrafted in the 2019 NBA Draft out of San Deigo (6/20/19) ... Signed a contract with Sacramento (7/30/19) ... Only one player (Stan Washington) out of San Diego has appeared in an NBA game.

NBA SUMMER LEAGUE (California Class/Las Vegas): Averaged 4.0 ppg (5-7 FG, 2-2 3pt, 0-1 FT), 1.3 rpg and 7.4 mpg in three games with Sacramento at the 2019 California Classic ... Averaged 4.6 ppg (.417 FG%, 0-2 3pt, 7-7 FT), 2.8 rpg and 14.0 mpg in five games with Sacramento at MGM Resorts Summer League 2019.

COLLEGE (San Diego, 2017-19; Portland State, 2016-17): Averaged 15.7 ppg (.493 FG%, .338 3pt%, .794 FT%), 7.1 rpg, 1.8 apg, 1.2 spg, 0.6 bpg and 28.8 mpg in 101 games (85 starts) in one season at Portland State in 2015-16 and over two seasons at San Diego from 2017-19 ... Accumulated averages of 17.3 ppg (.489 FG%, .340 3pt%, .804 FT%), 7.9 rpg, 2.1 apg, 1.2 spg, 0.7 bpg and 31.5 mpg in 70 games (60 starts) in his two seasons at San Diego ... Among San Diego's all-time leaders, ranks 15th in career points (1,210), third in career points per game average (17.3), fifth in career rebounds per game average (7.9) and sixth in career free throws made (303) ... During his redshirt senior season, averaged 18.8 ppg (.487 FG%, .336 3pt%, .820 FT%), 9.4 rpg, 2.1 apg and 34.7 mpg in 36 games (36 starts) ... In San Diego's single-season record books, ranks first in points (677), tied for the fourth in points per game(18.8), third in total rebounds (339), first in field goals made (232) and first in free throws made (173) ... His performance during his final season earned him All-WCC First Team and NABC All-District 9 honors ... Named to the West Coast Conference All-Tournament team after he averaged (.510 FG%, 2-14 3pt, .952 FT%), 9.5 rpg, 1.5 apg, 1.3 spg, 1.3 bpg and 36.0 mpg in four games (4 starts) during the annual conference tournament ... **Top Single-Game Performances:** Posted 25 points going 9-of-20 from the floor to go with 12 rebounds and four steals in a win vs. Weber State (11/6/18) ...Recorded a double-double with 30 points, 11 rebounds, two assists and two steals at Gonzaga (2/2/19) ... Went a perfect 10-of-10 from the charity stripe and 8-of-14 from the field, totaling 27 points, 12 boards and two blocks in a conference tournament over Brigham Young (3/9/19) ... As a redshirt junior, averaged 15.7 ppg (.491 FG%, .346 3pt%, .783 FT%), 6.2 rpg, 2.1 apg, 1.2 spg, 0.8 bpg and 28.1 mpg in 34 games (30 starts) during the 2017-18 season ... Scored the sixth most points (533) for a single season in program history ... Received All-WCC First Team honors and was a NABC District 9 Second Team selection ... In three appearances during the 2018 College Invitational Tournament, recorded 16.7 ppg (.513 FG%, 2-4 3pt, 8-11 FT), 6.3 rpg, 2.3 apg, 1.7 spg and 32.7 mpg ... **Top Single-Game Performances:** Shot 10-for-14 from the field and 8-of-9 from the free throw line finishing with 29 points, five rebounds and nine assists in a win at Loyola Marymount (1/27/18) ... Tallied 14 points, eight rebounds and three steals while notching five steals and three blocks in a win at San Francisco (2/24/18) ... Recorded a double-double with 25 points, 10 rebounds, three assists and two steals as he made 11 field goals on 21 attempts in the CIT against Northern Colorado (3/21/18) ... Sat out the 2016-17 campaign after he transferred to San Diego from Portland State ... Averaged 12.0 ppg (.507 FG, 9-28 3pt, .763 FT%), 5.5 rpg, 1.1 apg, 1.1 spg, 0.5 bpg and 22.8 mpg in 31 games (19 starts) during his sophomore season at Portland State in 2015-16 ... **Top Single-Game Performances:** Collected 24 points, 14 rebounds and two assists in a win at Texas-Rio Grande Valley (11/22/15) ... Scored 31 points going 12-of-19 from the floor while grabbing 12 rebounds in a win vs. Northern Arizona (3/3/16) ... Spent his freshman year at Sierra Junior College in Rocklin, California where he averaged 15.4 points and 7.4 rebounds per contest ... Took off the season following his senior year of high school as he worked out with the basketball team at Sierra JC.

PUERTO RICAN NATIONAL TEAM: Participated in his first event with the Puerto Rican National Team at the 2019 FIBA World Cup ... Accrued 6.0 ppg (.423 FG%, 1-6 3pt, 7-8 FT), 2.8 rpg, 0.6 apg, 1.0 spg and 16.2 mpg in five games for Puerto Rico.

HIGH SCHOOL: Attended Placer High School in Auburn, California, which is less than 40 miles northeast of Sacramento ... A two-time league MVP, including during his senior season when he averaged 20.4 points, 10.0 rebounds, 2.0 and 2.0 blocks per game while shooting .532% from the field and .743% from the free throw line ... Received All-League and All-Section honors ... Averaged 14.4 points, 8.6 rebounds, 1.4 steals and 1.0 blocks per game as a junior ... Multi-sport athlete as he was also All-League in football and even earned All-State honors.

PERSONAL: Born on Feb. 5, 1995 in Auburn, CA ... Son of Luis and Cyndy Pineiro ... Has one brother and one sister ... Married his high school sweetheart, Olivia ... Majored in Communication Studies ... Enjoys hiking, swimming and being outdoors ... @Red_Pineiro on Twitter.

BACK TO TABLE OF CONTENTS

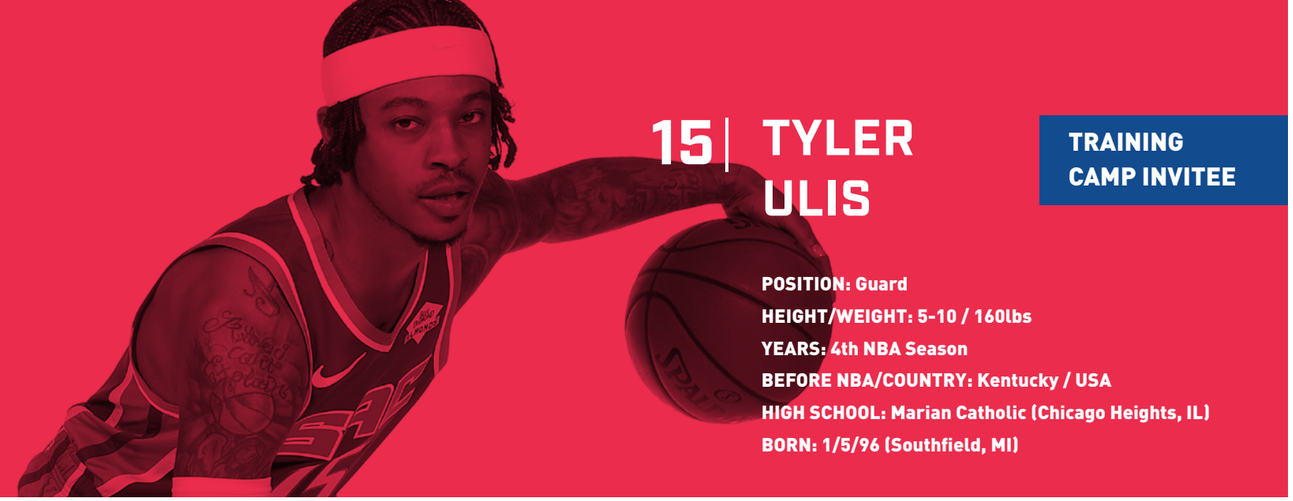

15 | TYLER ULIS

TRAINING CAMP INVITEE

POSITION: Guard
HEIGHT/WEIGHT: 5-10 / 160lbs
YEARS: 4th NBA Season
BEFORE NBA/COUNTRY: Kentucky / USA
HIGH SCHOOL: Marian Catholic (Chicago Heights, IL)
BORN: 1/5/96 (Southfield, MI)

NBA REGULAR SEASON STATISTICS

YEAR-TEAM	G	MIN	FGM	FGA	PCT	FG3M	FG3A	PCT	FTM	FTA	PCT	OFF	DEF	TOT	AST	PF	DQ	STL	TO	BLK	PTS	RPG	APG	PPG
16-17 PHX	61	1123	184	437	.421	21	79	.266	55	71	.775	20	75	95	226	73	0	48	77	5	444	1.6	3.7	7.3
17-18 PHX	71	1658	214	551	.388	42	146	.288	84	101	.832	24	104	128	311	120	0	70	127	7	554	1.8	4.4	7.8
18-19 CHI	1	1	0	0	---	0	0	---	0	0	---	0	0	0	0	0	0	0	0	0	0	0.0	0.0	0.0
TOTALS	**133**	**2782**	**398**	**988**	**.403**	**63**	**225**	**.280**	**139**	**172**	**.808**	**44**	**179**	**223**	**537**	**193**	**0**	**118**	**204**	**12**	**998**	**1.7**	**4.0**	**7.5**

ULIS' CAREER HIGHS

MIN:	45 (2)	04/02/17	HOU	@ PHX
FGM:	15	04/02/17	HOU	@ PHX
FGA:	25	04/11/17	PHX	@ SAC
3FGM:	3 (4)	03/30/18	PHX	@ HOU
3FGA:	8	04/11/17	PHX	@ SAC
FTM:	6	11/01/17	PHX	@ WAS
FTA:	6 (3)	04/03/18	SAC	@ PHX
OREB:	3 (2)	11/03/17	PHX	@ NYK
DREB:	7	04/02/17	HOU	@ PHX
REB:	9	04/02/17	HOU	@ PHX
AST:	13 (2)	03/30/17	LAC	@ PHX
STL:	5	01/29/18	PHX	@ MEM
TO:	5 (5)	04/01/18	PHX	@ GSW
BLK:	1 (12)	04/10/18	PHX	@ DAL
PTS:	34	04/02/17	HOU	@ PHX

TRANSACTIONS/CAREER NOTES: An early entrant candidate selected in the second round (34th overall) of the 2016 NBA Draft out of Kentucky after his sophomore season (6/23/16) ... Signed a multi-year contract with Phoenix (7/7/16) ... Waived by Phoenix (6/30/18) ... Signed a contract with Golden State (9/24/18) ... Waived by Golden State (10/12/18) ... Claimed on waivers by Chicago (10/14/18) ... Signed a Two-Way contract with Chicago (10/15/18) ... Had his Two-Way contract ended by Chicago (12/26/18) ... Signed a contract with Sacramento ().

NBA HONORS/AWARDS: All-NBA Summer League Second Team selection ... Awarded Western Conference Rookie of the Month in April 2017.

NBA CAREER: Averaging 7.5 ppg (.403 FG%, .280 3pt%, .808 FT%), 1.7 rpg, 4.0 apg, 0.9 spg and 20.9 mpg in 133 career games (58 starts) over three seasons with two teams: Phoenix (2016-18) and Chicago (2018-19).

NBA G LEAGUE: Averaged 21.2 ppg (.389 FG%, .250 3pt%, .811 FT%), 3.8 rpg, 8.8 apg, 2.2 spg and 33.7 mpg in five career G League games (5 starts) with two teams: Northern Arizona Suns (2016-17) and Windy City Bulls (2018-19) ... Averaged 23.3 ppg (.392 FG%, .250 3pt%, .811 FT%), 4.0 rpg, 8.8 apg, 2.0 spg and 33.1 mpg in four games (4 starts) with Windy City during the 2018-19 season ... Totaled 13 points (6-16 FG, 1-4 3pt), three rebounds, nine assists and three steals in 36 minutes in one game (1 start) with Northern Arizona during the 2016-17 season.

2018-19 (Chicago): Saw one minute of action one game (0 starts) during the 2018-19 season ... Missed 33 games ... Did not play in one game due to coach's decision (10/18/18) ... Inactive in 32 games due to a Two-Way contract (10/20-12/23/18).

2017-18 (Phoenix): Averaged 7.8 ppg (.388 FG%, .288 3pt%, .823 FT%), 1.8 rpg, 4.4 apg, 1.0 spg and 23.4 mpg in 71 games (43 starts) ... As a starter, averaged 8.3 ppg (.389 FG%, .304 3pt%, .818 FT%), 2.2 rpg, 4.8 apg, 1.0 spg and 26.3 mpg in 43 games ... As a reserve, averaged 7.1 ppg (.387 FG%, .250 3pt%, .857 FT%), 1.3 rpg, 3.8 apg, 0.9 spg and 18.8 mpg in 28 games ... Set career-highs in points, rebounds, assists and steals per game and shot a career-high in 3-point field goal percentage and free throw percentage ... Missed 11 games ... Did not play in three games due to coach's decision (10/20/17, 2/23-3/2/18, 3/5/18, 3/8/18) ... Inactive in two games due to a low back injury (2/10/18, 2/12/18) ... Inactive in one game (3/4/18) ... Scored in double figures in 29 games, including one outing with 20+ points ... Dished out 10 or more assists in four games ... Tallied five-plus steals in one game ... Recorded four double-doubles ... **Top Single-Game Performances:** Notched a double-double with 12 points and a career-high 12 assists in a win at Philadelphia (12/4/17) ... Totaled 13 points, seven assists and a career-high five steals at Memphis (1/29/18) ... Scored a season-high 23 points as he went 9-of-16 from the field, including a career-high three 3-point field goals vs. the LA Clippers (3/28/18) ... Posted 16 points to go with 12 assists, six rebounds and one steal at Houston (3/30/18).

2016-17 (Phoenix): Averaged 7.3 ppg (.421 FG%, .266 3pt%, .775 FT%), 1.6 rpg, 3.7 apg, 0.8 spg and 18.4 mpg in 61 games (15 starts) ... As a starter, averaged 16.1 ppg (.417 FG%, .250 3pt%, .725 FT%), 3.6 rpg, 8.5 apg, 1.2 spg and 39.5 mpg in 15 games ... As a reserve, averaged 4.4 ppg (.426 FG%, .296 3pt%, .839 FT%), 0.9 rpg, 2.2 apg, 0.7 spg and 11.5 mpg in 46 games ... Averaged 20.7 ppg (.485 FG%, .370 3pt%, .783 FT%), 3.8 rpg, 6.8 apg, 0.7 spg and 37.9 mpg in six games (6 starts) in April on his way to earning Western Conference Rookie of the Month honors as he led all rookies in points and assists per game ... Set a career-high in filed goal percentage ... Ranked 14th in points per game and third in assists per game ... Scored in double figures in 19 games, including four games with 20+ points and one contest with 30 or more points ... Dished out 10 assists in six games ... Recorded six double-doubles all of which were of the point-assist variety as he had more point-assist double-doubles than the rest of the 2016-17 rookie class combined ... Missed 21 games ... Did not play in 21 games due to coach's decision (11/2-11/9/16, 11/13/16, 11/16/16, 11/30/16, 12/6/16, 12/9/16, 12/13/16, 12/19/16, 12/23/16, 1/5/17, 1/8/17, 1/26/17, 1/28/17, 2/1/17, 2/3/17,

2/6/17, 2/13/17) ... **Top Single-Game Performances:** In his first career start, recorded his first career-double with 13 points and a career-high 13 assists vs. Sacramento (3/15/17) ... Set a career-high in field goals going 15-of-22, finishing with career-highs of 34 points and nine rebounds along with nine assists and one steal vs. Houston (4/2/17) as he is one of three rookies over the last 10 seasons to record 34/9/9 in a single game (Stephen Curry, 2/10/10; Luka Doncic, 1/27/19) ... Posted 20 points and 10 assists as he went 7-of-13 from the floor in a win vs. Dallas (4/9/17) as he was the only rookie that season to total 20 points and 10 assists in a single game ... Tallied 27 points, six assists and four boards at Sacramento (4/11/17).

COLLEGE (Kentucky, 2014-16): Averaged 11.3 ppg (.427 FG%, .371 3pt%, .846 FT%), 2.4 rpg, 5.3 apg, 1.2 spg and 30.1 mpg in 72 career collegiate games (35 starts) for Kentucky ... Fifth in career free throw percentage (min. 200 attempts), second in career assists per game average, 10th in career assists (381) in Kentucky Men's Basketball annals ... As a sophomore, averaged 17.3 ppg (.434 FG%, .344 3pt%, .856 FT%), 3.0 rpg, 7.0 apg, 1.5 spg and 36.8 mpg in 35 games (35 starts) during the 2015-16 season... Became the first player in school history to win the Bob Cousy Point Guard of the Year award as he also earned Consensus First-Team All-American distinction ... Also received SEC Player of the Year and Defensive Player of the Year honors, as him and Anthony Davis (2011-12) are the only two players in conference history to win POY and DPOY ... Named to Wooden All-American Team, USA Today's and CBS Sports' All-American First Teams, Sports Illustrated's All-America Second Team as well as All-SEC First Team and SEC All-Defensive Team ... USBWA tabbed him as District Palayer of the Year as he also made the NABC District 21 First Team ... Most assists (246), tied for ninth most free throws made (167) and highest assists per game average for a single season in program history ... Among the country's statistical leaders, ranked fifth in total assists (246) and seventh in assists per game ... Earned SEC Tournament MVP and made the SEC All-Tournament Team after he averaged 24.0 ppg (.500 FG%, .643 3pt%, .905 FT%), 1.7 rpg, 5.0 apg, 1.7 spg and 38.3 mpg in three games (3 starts) during the conference tournament and helped guide the Wildcats to an SEC Tournament title ... **Top Single-Game Performances:** Totaled 27 points and 12 assists in a win at South Carolina (2/13/16) ... Posted 14 points, 14 assists and five rebounds in a win vs. LSU (3/5/16) ... Scored 30 points on 10-of-17 shooting to go with five assists and three steals in a win against Texas A&M (3/13/16) to secure the SEC Tournament championship ... As a freshman, averaged 5.6 (.406 FG%, .429 3pt%, .808 FT%), 1.8 rpg, 3.6 apg, 1.0 spg and 23.8 mpg in 37 games (0 starts) during the 2014-15 season ... Selected to the All-SEC Freshman Team by the conference's coaches ... **Top Single-Game Performances:** Tallied 12 points, six assists and one steal in a win at Buffalo (11/16/14) ... Scored a season-high 14 points as he shot 5-of-8 from the field in a win at Louisville (12/27/14) ... Totaled 14 points and three assists in a win vs. Arkansas (2/28/15).

HIGH SCHOOL: Attended Marian Catholic in Chicago Heights, IL where he finished his career a the school's all-timer leader in points (2,335), assists (578) and steals (283) ... Two-time Illinois All-State honoree and Southtown Star Player of the Year ... During his senior season, averaged 23.0 points, 3.7 rebounds and 6.8 assists per game helping Marian to 28 wins and a second consecutive appearance in supersectionals .... Selected to USA Today's All-USA Third Team in his final high school season ... Participated in the McDonald's All-America and Jordan Brand Classic games following the conclusion of his senior season.

PERSONAL: Born on Jan. 5, 1996 in Southfield, MI ... Son of James Ulis and Kelly Reed ... Has four brothers ... His cousin Travis Walton played basketball collegiately at Michigan State and his other cousin Jamar Butler went to Ohio State to play basketball ... Another cousin of his, Shareese Ulis, was a two-year starter on the Cincinnati women's basketball team ... Played with and is close friends with Suns guard Devin Booker ... Chose to wore the No. 3 at Kentucky because he grew up idolizing Allen Iverson ... Founder of the Tyler Ulis Foundations whose mission is to education and encourage youth through camps and mentoring programs with events such as food drives, fundraisers and backpack giveaways ... @tulis3 on Twitter.

BACK TO TABLE OF CONTENTS

2019-20 SACRAMENTO KINGS

TRAINING CAMP ROSTER

NO.	PLAYER	POSITION	HEIGHT	WEIGHT	BIRTHDATE	PRIOR TO NBA/COUNTRY	EXP
0	Trevor Ariza	F	6-8	215	06/30/85	UCLA/USA	15
35	Marvin Bagley III	F	6-11	240	03/14/99	Duke/USA	1
40	Harrison Barnes	F	6-8	225	05/30/92	North Carolina/USA	7
88	Nemanja Bjelica	F	6-10	235	05/09/88	Fenerbahce/Serbia	4
8	Bogdan Bogdanovic	G	6-6	220	08/18/92	Fenerbahce/Serbia	2
13	Dewayne Dedmon	C	7-0	245	08/12/89	USC/USA	6
3	Yogi Ferrell	G	6-0	180	05/09/93	Indiana/USA	3
5	De'Aaron Fox	G	6-3	185	12/20/97	Kentucky/USA	2
32	Wenyen Gabriel[2-W]	F	6-9	220	03/26/97	Kentucky/Sudan	R
20	Harry Giles III	F/C	6-10	240	04/22/98	Duke/USA	1
7	Kyle Guy[2-W]	G	6-1	170	08/11/97	Virginia/USA	R
24	Buddy Hield	G	6-4	220	12/17/92	Oklahoma/Bahamas	3
22	Richaun Holmes	F	6-10	240	10/15/93	Bowling Green/USA	4
10	Justin James	G/F	6-7	190	01/24/97	Wyoming/USA	R
9	Cory Joseph	G	6-3	200	08/20/91	Texas/Canada	8
41	Tyler Lydon	F	6-10	225	04/09/96	Syracuse/USA	2
42	Eric Mika	C	6-10	240	01/05/95	Brigham Young/USA	R
45	Isaiah Pineiro	F	6-7	225	02/05/95	San Diego/USA	R
50	Caleb Swanigan	F	6-9	260	04/18/97	Purdue/USA	2
15	Tyler Ulis	G	5-10	160	01/05/96	Kentucky/USA	3

2-W Indicates Two-Way Contract

HEAD COACH: Luke Walton (College – Arizona)
ASSISTANT COACHES: Igor Kokoskov (College – Belgrade University)
Bob Beyer (College – Alfred)
Jesse Mermuys (College – Arizona)
CHIEF OF STAFF/ASSISTANT COACH: Roy Rana (College – York (Ontario))
ASSISTANT COACH/PLAYER DEVELOPMENT COACH: Bobby Jackson (College – Minnesota)
Stacey Augmon (College – UNLV)
Lindsey Harding (College – Duke)
PLAYER DEVELOPMENT COACH: Rico Hines (College – UCLA)
HEAD VIDEO COORDINATOR/PLAYER DEVELOPMENT COACH: Will Scott (College - Indiana)
VP, HEALTH AND PERFORMANCE: Teena Murray (College – Queen's University (Ontario))
HEAD ATHLETIC TRAINER: Joe Resendez (College – Texas Pan-Am)
HEAD OF PERFORMANCE: Craig Slaunwhite (College - Dalhousie University (Nova Scotia))

PRONUNCIATION GUIDE: Nemanja Bjelica (NEH-men-yah bee-a-LEETZ-ah); Bogdan Bogdanovic (Boag-dan Boag-dan-ovich); Wenyen (WHEN-yin) Gabriel; Richaun Holmes (ri-SHAWN); Igor Kokoskov (kuh-KOS-kov); Jesse Mermuys (mur-MISS); Isaiah Pineiro (pihn-YEHR-oh); Tyler Ulis (YOU-liss)

NO.	PLAYER	NO.	PLAYER	NO.	PLAYER
0	Trevor Ariza	13	Dewayne Dedmon	40	Harrison Barnes
3	Yogi Ferrell	15	Tyler Ulis	41	Tyler Lydon
5	De'Aaron Fox	20	Harry Giles III	42	Eric Mika
7	Kyle Guy	22	Richaun Holmes	45	Isaiah Pineiro
8	Bogdan Bogdanovic	24	Buddy Hield	50	Caleb Swanigan
9	Cory Joseph	32	Wenyen Gabriel	88	Nemanja Bjelica
10	Justin James	35	Marvin Bagley III		

SEASON REVIEW

2018-19 KINGS FINAL STATISTICS

				FIELD GOALS			3-POINT FG			FREE THROWS			REBOUNDS			MISCELLANEOUS						SCORING	
PLAYER	G	GS	MIN	FG	FGA	PCT	FG	FGA	PCT	FT	FTA	PCT	OFF	DEF	TOT	AST	PF	DQ	STL	TO	BLK	PTS	AVG
Hield	82	82	2615	623	1360	.458	278	651	.427	171	193	.886	106	306	412	205	202	2	58	146	33	1695	20.7
Fox	81	81	2546	505	1102	.458	86	232	.371	303	417	.727	43	261	304	590	204	0	133	227	45	1399	17.3
Barnes (TOT)	77	77	2533	431	1027	.420	174	441	.395	229	278	.824	57	304	361	115	122	0	50	98	13	1265	16.4
Barnes (SAC)	28	28	949	141	310	.455	53	130	.408	64	80	.800	21	133	154	53	43	0	17	30	2	399	14.3
Bagley	62	4	1567	356	706	.504	30	96	.313	181	262	.691	162	309	471	62	120	2	33	98	59	923	14.9
Bogdanovic	70	17	1947	361	863	.418	134	372	.360	134	162	.827	40	203	243	267	142	1	72	117	15	990	14.1
Cauley-Stein	81	81	2213	412	741	.556	1	2	.500	140	254	.551	181	497	678	194	227	1	96	84	51	965	11.9
Bjelica	77	70	1788	284	593	.479	103	257	.401	70	92	.761	125	319	444	147	197	2	54	82	56	741	9.6
Shumpert	42	40	1099	133	348	.382	74	202	.366	34	41	.829	19	110	129	91	92	1	47	38	20	374	8.9
Burks (TOT)	64	24	1375	192	474	.405	61	168	.363	116	141	.823	30	205	235	128	91	0	39	65	21	561	8.8
Burks (SAC)	13	0	127	9	20	.450	0	6	.000	4	5	.800	2	20	22	10	7	0	8	4	1	22	1.7
Giles	58	0	820	175	348	.503	0	6	.000	58	91	.637	66	156	222	85	150	3	31	73	22	408	7.0
Jackson	52	3	1083	125	295	.424	55	159	.346	41	50	.820	25	121	146	68	67	0	23	22	13	346	6.7
Ferrell	71	3	1067	153	352	.435	54	149	.362	60	67	.896	13	96	109	137	64	0	36	40	4	420	5.9
Williams	21	0	312	44	98	.449	14	44	.318	9	15	.600	12	47	59	11	37	0	10	9	8	111	5.3
Mason	38	0	435	71	169	.420	14	64	.219	39	57	.684	6	37	43	84	34	0	16	36	4	195	5.1
Brewer (TOT)	31	3	492	53	123	.431	14	44	.318	31	43	.721	26	50	76	39	63	0	32	19	7	151	4.9
Brewer (SAC)	24	0	352	33	74	.446	10	30	.333	22	30	.733	22	37	59	29	47	0	20	11	5	98	4.1
McLemore	19	0	158	25	64	.391	17	41	.415	8	12	.667	3	14	17	4	22	0	6	5	3	75	3.9
Koufos	42	1	502	73	153	.477	0	0	---	10	24	.417	52	125	177	36	68	0	15	27	18	156	3.7
Johnson (TOT)	7	0	49	9	18	.500	3	7	.429	2	2	1.000	2	6	8	0	4	0	2	2	0	23	3.3
Johnson (SAC)	1	0	6	1	2	.500	0	1	.000	0	0	---	0	0	0	0	1	0	0	0	0	2	2.0
Labissiere	13	0	113	13	30	.433	4	11	.364	6	11	.545	4	20	24	6	21	0	2	7	3	36	2.8
Swanigan (TOT)	21	0	178	18	53	.340	1	7	.143	6	9	.667	17	47	64	11	28	0	6	18	1	43	2.0
Swanigan (SAC)	3	0	33	4	9	.444	0	2	.000	0	2	.000	4	8	12	4	6	0	2	2	1	8	2.7
KINGS	82	-	19730	3541	7637	.464	927	2455	.378	1354	1865	.726	906	2819	3725	2083	1751	12	679	1095	363	9363	114.2
OPPONENTS	82	-	19730	3465	7430	.466	986	2837	.348	1539	1998	.770	917	3015	3932	2024	1753	8	618	1304	420	9455	115.3

SINGLE-GAME HIGHS

PLAYER	MIN	REB	AST	ST	TO	BLK	PTS
Hield	41	11	7	3	6	2	37
Fox	42	10	15	6	8	4	31
Barnes (TOT)	41	14	4	4	5	1	30
Barnes (SAC)	41	14	4	4	3	1	29
Bagley	38	17	4	3	5	5	32
Bogdanovic	43	9	11	3	5	1	28
Cauley-Stein	38	18	7	5	4	5	26
Bjelica	36	17	5	4	4	4	26
Shumpert	37	7	6	4	5	2	26
Burks (TOT)	40	13	9	3	4	3	22
Burks (SAC)	21	4	2	3	2	1	9
Giles	23	9	6	4	5	3	20
Jackson	37	11	4	2	2	2	28
Ferrell	39	7	6	3	2	1	19
Williams	34	8	2	2	2	2	12
Mason	27	5	7	2	3	1	18
Brewer (TOT)	33	10	3	4	3	2	20
Brewer (SAC)	23	10	3	3	3	1	12
McLemore	18	3	1	1	1	2	20
Koufos	23	11	4	3	3	3	11
Johnson (TOT)	19	5	0	1	1	0	11
Johnson (SAC)	6	0	0	0	0	0	2
Labissiere	29	5	1	1	2	1	9
Swanigan (TOT)	20	11	3	2	3	1	11
Swanigan (SAC)	18	7	3	2	1	1	4
KINGS	265	59	38	16	26	11	146
OPPONENTS	265	66	37	18	27	14	149

AVERAGE PER GAME

PLAYER	MIN	REB	AST	STL	TO	BLK	PTS
Hield	31.9	5.0	2.5	0.71	1.8	0.40	20.7
Fox	31.4	3.8	7.3	1.64	2.8	0.56	17.3
Barnes (TOT)	32.9	4.7	1.5	0.65	1.3	0.17	16.4
Barnes (SAC)	33.9	5.5	1.9	0.61	1.1	0.07	14.3
Bagley	25.3	7.6	1.0	0.53	1.6	0.95	14.9
Bogdanovic	27.8	3.5	3.8	1.03	1.7	0.21	14.1
Cauley-Stein	27.3	8.4	2.4	1.19	1.0	0.63	11.9
Bjelica	23.2	5.8	1.9	0.70	1.1	0.73	9.6
Shumpert	26.2	3.1	2.2	1.12	0.9	0.48	8.9
Burks (TOT)	21.5	3.7	2.0	0.61	1.0	0.33	8.8
Burks (SAC)	9.7	1.7	0.8	0.62	0.3	0.08	1.7
Giles	14.1	3.8	1.5	0.53	1.3	0.38	7.0
Jackson	20.8	2.8	1.3	0.44	0.4	0.25	6.7
Ferrell	15.0	1.5	1.9	0.51	0.6	0.06	5.9
Williams	14.9	2.8	0.5	0.48	0.4	0.38	5.3
Mason	11.5	1.1	2.2	0.42	0.9	0.11	5.1
Brewer (TOT)	15.9	2.5	1.3	1.03	0.6	0.23	4.9
Brewer (SAC)	14.7	2.5	1.2	0.83	0.5	0.21	4.1
McLemore	8.3	0.9	0.2	0.32	0.3	0.16	3.9
Koufos	11.9	4.2	0.9	0.36	0.6	0.43	3.7
Johnson (TOT)	7.0	1.1	0.0	0.29	0.3	0.00	3.3
Johnson (SAC)	6.1	0.0	0.0	0.00	0.0	0.00	2.0
Labissiere	8.7	1.8	0.5	0.15	0.5	0.23	2.8
Swanigan (TOT)	8.5	3.0	0.5	0.29	0.9	0.05	2.0
Swanigan (SAC)	11.0	4.0	1.3	0.67	0.7	0.33	2.7
KINGS	240.6	45.4	25.4	8.28	13.4	4.43	114.2
OPPONENTS	240.6	48.0	24.7	7.54	15.9	5.12	115.3

CAREER HIGHS (C=Set, T=Tied This Sea.)

PLAYER	FG	FGA	FT	FTA	REB	AST	PTS
Hield	14C	29C	9C	9C	11C	7T	37C
Fox	12C	24C	11C	12C	10C	15C	31C
Barnes (TOT)	13	28C	13	14	14C	6	34
Barnes (SAC)							
Bagley	12C	20C	11C	14C	17C	4C	32C
Bogdanovic	10C	22C	8C	9T	9C	11C	28C
Cauley-Stein	14	22	8T	11T	18C	7T	29
Bjelica	11	16T	5T	7C	17C	7	30
Shumpert	10	21	8	10	16	9	27
Burks (TOT)	13	22	14	16	14	9C	34
Burks (SAC)							
Giles	10C	14C	5C	9C	9C	6C	20C
Jackson	10C	16	7	8	11C	5	28C
Ferrell	11	17	7	8	11	12	32
Williams	7	16	6	7	9	3	21
Mason	7T	13T	6	10	10	8	18C
Brewer (TOT)	19	30	11	15	18	9	51
Brewer (SAC)							
McLemore	10	20	10	15	10	7	31
Koufos	10	17	7	9	17	6	22
Johnson (TOT)	4C	7C	2C	2C	5C	0C	11C
Johnson (SAC)							
Labissiere	12	17	9	11	15	8	32
Swanigan (TOT)	4C	7	4	5	11C	3T	11C
Swanigan (SAC)							
KINGS	67	134	47	59	108	49	165
OPPONENTS	67	144	51	66	109	47	155

KINGS OFFENSIVE LEADERS (includes ties)

	---------- POINTS ----------				REBOUNDS		ASSISTS	DOUBLE-	TRIPLE-	INDIV. GAME LEADERS		
PLAYER	10+	20+	30+	40+	10+	20+	10+	DOUBLE	DOUBLE	PTS	REBS	ASTS
Bagley III	52	13	1		19			19		10	22	
Barnes	22	4			3			3		4	5	1
Bjelica	42	3			10			9		3	14	2
Bogdanovic	53	12					1	1		7		13
Brewer	2				1						1	
Burks												
Cauley-Stein	55	8			28			22		6	34	2
Ferrell	13											2
Fox	70	27	3		1		17	16	1	15	3	66
Gabriel												
Giles III	18	1								1		
Hield	77	43	7		3			3		36	7	34
Johnson												
Koufos	1				1						2	
Mason III	5											5
Swanigan												
Williams	4										1	

2018-19 GAME-BY-GAME RESULTS

							KINGS	OPPONENT	
G	DATE	SCORE	+/-	OPPONENT	W/L	REC	HI. SCORER/REBOUNDER/ASSIST	HI. SCORER/REBOUNDER/ASSIST	ATT
1	10/17	117-123	-4	Utah	L	0-1	Cauley-Stein-23/Bjelica-8/Fox-7	Mitchell-24/Gobert-15/Ingles-6	17,583
2	10/19	129-149	-20	@New Orleans	L	0-2	Cauley-Stein-20/Bagley III-8/Fox, Mason-6	Mirotic-36/Randle-14/Holiday-10	18,337
3	10/21	131-120	+11	@Oklahoma City	W	1-2	Shumpert-26/Bagley III, Cauley-Stein-7, Fox-10	Westbrook-32/Adams-14/Schroder, Westbrook-8	18,203
4	10/23	112-126	-14	@Denver	L	1-3	Bagley III-20/Bagley III-9/Mason-7	Murray-19/Jokic-12/Morris-7	13,214
5	10/24	97-92	+5	Memphis	W	2-3	Hield-23/Bjelica, Jackson-11/Fox-6	Conely-27/Gasol-10/Conely-5	14,198
6	10/26	116-112	+4	Washington	W	3-3	Bjelica-26/Bjelica-12/Fox-9	Wall-26/Green, Oubre Jr.-9/Wall-8	14,101
7	10/29	123-113	+10	@Miami	W	4-3	Cauley-Stein-26/Cauley-Stein-13/Fox-8	Richardson-31/Whiteside-24/McGruder-6	19,600
8	10/30	107-99	+8	@Orlando	W	5-3	Hield-25/Cauley-Stein, Hield-11/Fox, Mason-5	Gordon-18/Vucevic-15/Grant-6	15,074
9	11/1	146-115	+31	@Atlanta	W	6-3	Fox-31/Fox-10/Fox-15	Lin-23/Poythress-8/Young-10	12,095
10	11/4	109-144	-35	@Milwaukee	L	6-4	Jackson-22/Shumpert-7/Fox, Mason-6	Antetokounmpo-26/Anteokounpo.-15/Antet.-11	17,341
11	11/7	105-114	-9	Toronto	L	6-5	Cauley-Stein, Hield-24/Cauley-Stein-8, Shumpert-6	Leonard-25/Ibaka-14/Lowry-8	17,583
12	11/9	121-110	+11	Minnesota	W	7-5	Cauely-Stein-25/Hield-10/Fox-10	Towns-39/Towns-19/Butler-8	17,583
13	11/10	86-101	-15	L.A. Lakers	L	7-6	Fox-21/Cauley-Stein-12/Bjelica, Bogdanovic, Fox, Hield-2	James-25/Chandler-12/Rondo-7	17,583
14	11/12	104-99	+5	San Antonio	W	8-6	Bogdanovic-22/Cauley-Stein-13/Fox-7	DeRozan-23/Aldridge-18/DeRozan-8	15,500
15	11/16	104-112	-8	Memphis	L	8-7	Fox-23/Cauley-Stein, Williams-8/Fox-10	Jackson-27/Gasol-14/Mack-8	13,811
16	11/17	112-132	-20	@Houston	L	8-8	Hield-23/Bagley III-8/Bogdanovic-5	Harden-34/Capela-16/Paul-9	18,055
17	11/19	117-113	+4	Oklahoma City	W	9-8	Hield-25/Cauley-Stein-14/Fox-13	Westbrook-29/Adams-15/Westbrook-7	16,250
18	11/21	119-110	+9	@Utah	W	10-8	Cauley-Stein-23/Bjelica-8/Fox-13	Mitchell-35/Gobert-15/Ingles, Rubio-7	18,306
19	11/24	116-117	-1	@Golden State	L	10-9	Hield-28/Bagley III-17/Fox-9	Durant-44/Durant-13/Durant-7	19,596
20	11/25	112-133	-21	Utah	L	10-10	Bogdanovic-20/Giles-8/Giles-6	Rubio-27/Gobert-15/Ingles-6	16,048
21	11/29	121-133	-12	LA Clippers	L	10-11	Bogdanovic-26/Bagley III, Cauley-Stein-10/Fox-9	Harris-28/Harrell, Harris-6/Bradley-6	17,583
22	12/1	111-10	+1	Indiana	W	11-11	Bogdanovic-20/Cauley-Stein-13/Bogdanovic, Fox-6	Bogdanovic-27/Turner-12/Collison-12	17,583
23	12/4	122-105	+17	@Phoenix	W	12-11	Hield-20/Bjelica-7/Fox-7	Melton-21/Holmes-10/Crawford, Melton-5	12,977
24	12/7	129-110	+19	@Cleveland	W	13-11	Fox-30/Koufos-8/Fox-12	Clarkson-26/Burks, Nance Jr.-7/Burks-9	19,432
25	12/8	97-107	-10	@Indiana	L	13-12	Hield-20/Bjelica-12/Bogdanovic, Fox- 6	T. Young-20/Turner-13/Joseph-8	16,867
26	12/10	108-89	+19	@Chicago	W	14-12	Fox-25/Cauley-Stein-16/Fox-6	LaVine-19/Carter Jr., Portis-8/Dunn-6	18,164
27	12/12	141-130	+11	Minnesota	W	15-12	Bjelica-25/Bagley III-10/Fox-8	Wiggins-25/Towns-11/Teague-13	15,770
28	12/14	125-130	-5	Golden State	L	15-13	Hield-27/Cauley-Stein-11/Fox-9	Curry-35/Green-14/Green-10	17,583
29	12/16	120-113	+7	@Dallas	W	16-13	Fox, Hield-28/Bjelica-11/Bogdanovic, Fox-5	Doncic-28/Jordan-23/Doncic-9	19,935
30	12/17	105-132	-27	@Minnesota	L	16-14	Hield-21/Koufos-8/Mason-6	Wiggins-17/Towns-14/Rose-11	12,417
31	12/19	113-132	-19	Oklahoma City	L	16-15	Hield-37/Cauley-Stein-7/Fox-12	George-43/Adams-23/Westbrook-17	17,583
32	12/21	102-99	+3	Memphis	W	17-15	Hield-28/Cauley-Stein-13/Fox-8	Conley-23/Green-9/Conely, Gasol-5	16,369
33	12/23	122-117	+5	New Orleans	W	18-15	Hield-28/Cauley-Stein-17/Fox-11	Holiday-27/Davis-17/Frazier-7	16,643
34	12/26	118-127	-9	@LA Clippers	L	18-16	Fox-19/Fox, Hield-6/Fox-9	Williams-24/Harrell-9/Williams-6	19,068
35	12/27	117-116	+1	L.A. Lakers	W	19-16	Bogdanovic-23/Cauley-Stein, Fox-9/Fox-12	Kuzma-33/Chandler-10/Ball-12	17,583
36	12/30	114-121	-7	@L.A. Lakers	L	19-17	Fox-26/Cauley-Stein-12/Fox-7	Caldwell-Pope-26/McGee-12/Ingram-9	18,997
37	1/1	108-113[OT]	-5	Portland	L	19-18	Hield-27/Bjelica-15/Bogdanovic-5	Lillard-25/Nurkic-23/Nurkic-7	17,583
38	1/3	113-117	-4	Denver	L	19-19	Hield-29/Bjelica, Cauely-Stein-6/Fox-8	Murray-36/Jokic-13/Jokic, Murray-6	17,583
39	1/5	123-127	-4	Golden State	L	19-20	Hield-32/Cauley-Stein-13/Bogdanovic, Fox-7	Curry-42/Jerebko-8/Durant-9	17,583
40	1/7	111-95	+16	Orlando	W	20-20	Fox-20/Cauley-Stein-11/Bogdanovic-7	Ross-20/Vucevic-13/Briscoe-4	18,997
41	1/8	111-115	-4	@Phoenix	L	20-21	Fox-24/Cauley-Stein-7/Bogdanovic, Fox-5	Oubre Jr.-26/Ayton-12/Melton-8	13,977
42	1/10	112-102	+10	Detroit	W	21-21	Hield-18/Cauley-Stein-14/Fox-6	Johnson-16/Drummond, Leur-11/Bullock, Calderon-6	16,916
43	1/12	104-97	+7	Charlotte	W	22-21	Bogdanovic-22/Cauley-Stein-12/Bjelica, Fox-4	Walker-31/Biyombo-10/Batum-5	17,583
44	1/14	115-107	+8	Portland	W	23-21	Hield-19/Bagley III-11/Fox-9	Lillard-35/Aminu, Nurkic-11/Lillard, Nurkic-5	17,583
45	1/17	95-114	-19	@Charlotte	L	23-22	Hield-24/Cauley-Stein-11/Fox-8	Walker-23/Hernangomez-16/Parker-6	15,431
46	1/19	103-101	+2	@Detroit	W	24-22	Hield-35/Hield-9/Fox-10	Griffin-38/Pachulia-12/Brown, Calderon-4	15,377
47	1/21	94-123	-29	@Brooklyn	L	24-23	Bogdanovic-22/Hield-7/Bogdanovic-11	Russell-31/Davis-16/Russell-8	14,233
48	1/22	105-120	-15	@Toronto	L	24-24	Bagley-22/Bagley III-11/Bogdanovic-9	Lowry, VanVleet-19/Ibaka-10/Lowry-9	19,800
49	1/25	99-96	+3	@Memphis	W	25-24	Hield-26/Bjelica-11/Fox, Shumpert-5	Casspi-18/Gasol-10/Conley-9	14,486
50	1/27	108-122	-14	@LA Clippers	L	25-25	Fox-21/Cauley-Stein-12/Hield-5	Harrell-25/Beverley-10/Williams-10	19,068
51	1/30	135-113	+22	Atlanta	W	26-25	Giles-20/Bagley III-12/Bogdanovic, Fox-7	Young-23/Dedmon-9/Young-8	17,583
52	2/2	115-108	+7	Philadelphia	W	27-25	Hield-34/Bagley III-13/Fox-8	Butler, Embiid-29/Embiid-17/Butler-7	17,583
53	2/4	127-112	+15	San Antonio	W	28-25	Bagley-24/Bagley III-12/Fox, Shumpert-6	DeRozan-24/Aldridge-9/Belinelli, DeRozan-4	16,245
54	2/6	101-127	-26	Houston	L	28-26	Hield-20/Bagley III, Hield-10/Fox-6	Harden-36/Faried-11/Paul-11	17,583
55	2/8	102-96	+6	Miami	W	29-26	Hield-23/Bagley III, Barnes, Cauley-Stein, Hield-10/Ferrell-5	Richardson-21/Whiteside-19/Winslow-6	17,583
56	2/10	117-104	+13	Phoenix	W	30-26	Bagley III-32/Bjelica, Cauley-Stein-8/Fox-9	Booker-27/Ayton, Holmes-9/Booker-6	17,583
57	2/13	118-120	-2	@Denver	L	30-27	Hield-25/Barnes-11/Fox-10	Millsap-25/Jokic-18/Jokic-11	17,938
58	2/21	123-125	-2	@Golden State	L	30-28	Bagley III-28/Bagley-14/Fox-8	Curry-36/Cousins-10/Curry-7	19,596
59	2/23	119-116	+3	@Oklahoma City	W	31-28	Hield-34/Cauley-Stein-11/Fox-9	Westbrook-41/George-13/George-5	18,203
60	2/25	105-112	-7	@Minnesota	L	31-29	Bagley III-25/Bagley-11/Bogdanovic-6	Towns-34/Towns-21/Jones-8	13,691
61	2/27	140-141[OT]	-1	Milwaukee	L	31-30	Hield-32/Barnes-14/Fox-9	Bledsoe-26/Bledose-12/Bledsoe-13	17,583
62	3/1	109-116	-7	LA Clippers	L	31-31	Hield-23/Cauley-Stein-12/Fox-12	Shamet-20/Green, Zubac-10/Williams-4	17,583
63	3/4	115-108	+7	New York	W	32-31	Hield-28/Barnes-10/Hield-7	Trier-29/Vonleh-13/Mudiay, Smith Jr.-5	17,034
64	3/6	109-111	-2	Boston	L	32-32	Barnes-24/Barnes, Hield-8/Fox-7	Tatum-24/Horford-11/Horford-7	17,583
65	3/9	102-94	+8	@New York	W	33-32	Fox-30/Cauley-Stein-12/Fox-8	Smith Jr.-18/Jordan-15/Smith Jr.-5	19,812
66	3/11	115-121	-5	@Washington	L	33-33	Fox-23/Bjelica-12/Fox-8	Beal-27/Portis-13/Beal-9	15,012
67	3/14	120-126	-6	@Boston	L	33-34	Hield-34/Cauley-Stein-13/Fox-9	Irving-31/Morris-13/Irving-12	18,624
68	3/15	114-123	-9	@Philadelphia	L	33-35	Barnes, Fox-16/Cauley-Stein-7/Fox-6	Butler-22/Embiid-17/Butler-7	20,704
69	3/17	129-102	+27	Chicago	W	34-35	Bagley III-21/Bagley III-9/Cauley-Stein-5	LaVine-18/Felicio-10/Harrison-7	17,583
70	3/19	121-123	-2	Brooklyn	L	34-36	Bagley III-28/Bjelica-10/Fox-9	Russell-44/Allen-7/Russell-12	17,583
71	3/21	116-100	+16	Dallas	W	35-36	Hield-29/Cauley-Stein-18/Fox-9	Jackson-19/Doncic-10/Powell-5	17,583
72	3/23	112-103	+9	Phoenix	W	36-36	Barnes, Hield-25/Bjelica-17/Fox-9	Booker-32/Ayton-11/Booker-10	17,583
73	3/24	106-111	-5	@L.A. Lakers	L	36-37	Bagley III-25/Bagley III-11/Barnes, Bogdanovic, Fox-4	James-29/McGee-13/James-11	18,997
74	3/26	125-121	+4	@Dallas	W	37-37	Fox-23/Cauley-Stein-7/Fox-8	Doncic-28/Doncic-12/Doncic-12	20,168
75	3/28	118-121	-3	@New Orleans	L	37-38	Hield-27/Cauley-Stein-12/Fox-12	Randle-34/Randle-11/Payton-9	13,976
76	3/30	108-119	-11	@Houston	L	37-39	Bogdanovic-24/Bagley III-12/Fox-10	Harden-50/Capela-15/Harden-10	18,055
77	3/31	113-106	+7	@San Antonio	W	38-39	Hield-26/Koufos-11/Bogdanovic, Fox-5	Aldridge-27/Aldridge-18/DeRozan-7	18,407
78	4/2	105-130	-25	Houston	L	38-40	Hield-20/Brewer-10/Fox, Hield-5	Harden-36/Capela-13/Paul-12	17,583
79	4/4	117-104	+13	Cleveland	W	39-40	Hield-23/Cauley-Stein-9/Fox-10	Clarkson-22/Nance Jr.-16/Zizic-4	17,583
80	4/5	98-119	-21	@Utah	L	39-41	Hield-17/Bagley III-12/Ferrell-5	Allen, Mitchell-23/Gobert-11/Mitchell-9	18,306
81	4/7	129-133	-4	New Orleans	L	39-42	Barnes-29/Bagley III-14/Fox-11	Clark-31/Okafor-14/Payton-14	17,583
82	4/10	131-136	-5	@Portland	L	39-43	Bagley III-20/Bagley III-9/Fox-9	Simons-37/Labissiere-15/Simons-9	19,814

BACK TO TABLE OF CONTENTS

2018-19 KINGS GAME-BY-GAME STATS

DATE		OPP	W/L	FG	FGA	FG%	FG3	FG3A	FG3%	FT	FTA	FT%	--- REBOUNDS -- OFF	DEF	TOT	AST	PF	DQ	STL	TO	BLK	PTS
10/17/2018	v	UTA	L	49	95	.516	7	19	.368	12	18	.667	5	32	37	17	27	1	8	9	3	117
10/19/2018	@	NO	L	50	96	.521	10	25	.400	19	26	.731	9	30	39	24	26	1	6	13	2	129
10/21/2018	@	OKC	W	50	91	.549	10	22	.455	21	28	.750	12	34	46	28	26	0	11	20	7	131
10/23/2018	@	DEN	L	45	86	.523	13	31	.419	9	20	.450	9	30	39	29	17	0	7	16	6	112
10/24/2018	v	MEM	W	35	83	.422	6	18	.333	21	33	.636	15	42	57	19	15	0	7	17	5	97
10/26/2018	v	WAS	W	44	95	.463	14	37	.378	14	23	.609	14	39	53	25	18	0	8	19	4	116
10/29/2018	@	MIA	W	48	97	.495	12	26	.462	15	25	.600	9	37	46	28	23	0	8	14	8	123
10/30/2018	@	ORL	W	41	84	.488	8	22	.364	17	26	.654	8	43	51	22	20	0	8	15	6	107
11/01/2018	@	ATL	W	53	98	.541	14	35	.400	26	32	.813	10	36	46	38	29	0	14	14	3	146
11/04/2018	@	MIL	L	42	95	.442	14	36	.389	11	22	.500	8	36	44	24	26	0	6	15	4	109
11/07/2018	v	TOR	L	42	88	.477	8	23	.348	13	18	.722	6	25	31	27	26	0	10	15	5	105
11/09/2018	v	MIN	W	43	95	.453	12	32	.375	23	29	.793	12	37	49	25	29	0	7	13	6	121
11/10/2018	v	LAL	L	32	92	.348	6	25	.240	16	20	.800	13	37	50	11	20	0	7	19	5	86
11/12/2018	v	SA	W	43	86	.500	11	24	.458	7	12	.583	7	38	45	27	20	0	12	13	3	104
11/16/2018	@	MEM	L	37	80	.463	12	33	.364	18	24	.750	9	33	42	23	24	1	9	21	2	104
11/17/2018	@	HOU	L	46	102	.451	11	35	.314	9	12	.750	13	26	39	23	21	0	10	14	3	112
11/19/2018	v	OKC	W	45	102	.441	16	38	.421	11	17	.647	14	45	59	29	18	0	7	15	4	117
11/21/2018	@	UTA	W	47	89	.528	11	25	.440	14	19	.737	8	40	48	27	30	1	5	11	4	119
11/24/2018	@	GS	L	42	97	.433	11	28	.393	21	29	.724	13	34	47	28	22	0	6	8	4	116
11/25/2018	v	UTA	L	40	85	.471	9	23	.391	23	31	.742	7	29	36	20	25	0	10	17	7	112
11/29/2018	v	LAC	L	46	96	.479	7	24	.292	22	26	.846	16	32	48	26	25	0	4	11	2	121
12/01/2018	v	IND	W	41	91	.451	13	29	.448	16	24	.667	14	32	46	25	16	0	10	20	3	111
12/04/2018	@	PHO	W	45	84	.536	11	24	.458	21	32	.656	9	33	42	27	22	0	13	13	3	122
12/07/2018	@	CLE	W	56	98	.571	13	29	.448	4	7	.571	10	25	35	31	18	0	6	9	5	129
12/08/2018	@	IND	L	38	90	.422	9	32	.281	12	15	.800	12	31	43	24	21	1	9	14	8	97
12/10/2018	@	CHI	W	40	88	.455	16	37	.432	12	15	.800	10	32	42	28	15	0	16	18	4	108
12/12/2018	v	MIN	W	50	86	.581	19	38	.500	22	32	.688	9	29	38	34	21	0	3	11	6	141
12/14/2018	v	GS	L	45	96	.469	15	44	.341	20	25	.800	7	35	42	33	28	0	6	13	3	125
12/16/2018	@	DAL	W	46	98	.469	9	31	.290	19	21	.905	11	36	47	20	26	0	6	9	7	120
12/17/2018	@	MIN	L	38	90	.422	14	38	.368	15	23	.652	6	32	38	20	27	0	5	15	4	105
12/19/2018	v	OKC	L	39	93	.419	13	34	.382	22	33	.667	10	33	43	28	18	0	7	13	5	113
12/21/2018	v	MEM	W	33	88	.375	15	41	.366	21	29	.724	12	30	42	25	15	0	10	10	5	102
12/23/2018	v	NO	W	42	100	.420	14	31	.452	24	33	.727	12	38	50	26	21	0	9	9	4	122
12/26/2018	@	LAC	L	49	104	.471	10	30	.333	10	15	.667	12	31	43	26	21	0	8	13	10	118
12/27/2018	v	LAL	W	45	101	.446	10	29	.345	17	21	.810	16	32	48	25	20	0	10	15	5	117
12/30/2018	@	LAL	L	46	95	.484	13	34	.382	9	12	.750	9	36	45	24	23	0	8	14	5	114
01/01/2019	v	POR	L	44	115	.383	11	33	.333	9	12	.750	14	39	53	24	23	1	13	13	4	108
01/03/2019	v	DEN	L	45	90	.500	13	31	.419	10	15	.667	7	26	33	25	23	0	5	8	3	113
01/05/2019	v	GS	L	46	97	.474	20	36	.556	11	14	.786	14	29	43	34	18	0	12	8	0	123
01/07/2019	v	ORL	W	45	98	.459	10	34	.294	11	20	.550	9	48	57	24	18	0	11	9	4	111
01/08/2019	@	PHO	L	38	80	.475	15	29	.517	20	29	.690	12	31	43	26	19	0	11	26	5	111
01/10/2019	v	DET	W	44	86	.512	9	22	.409	15	20	.750	11	36	47	29	22	0	7	20	8	112
01/12/2019	v	CHA	W	41	99	.414	14	37	.378	8	12	.667	12	37	49	27	21	0	8	11	5	104
01/14/2019	v	POR	W	43	87	.494	10	26	.385	19	24	.792	11	37	48	24	23	1	6	13	6	115
01/17/2019	@	CHA	L	39	88	.443	11	33	.333	6	13	.462	11	31	42	28	22	1	7	18	3	95
01/19/2019	@	DET	W	40	89	.449	10	25	.400	13	18	.722	11	28	39	30	20	0	5	13	5	103
01/21/2019	@	BRK	L	39	93	.419	10	25	.400	6	11	.545	10	27	37	26	20	0	8	14	4	94
01/22/2019	@	TOR	L	41	91	.451	7	21	.333	16	22	.727	10	33	43	29	27	0	8	14	7	105
01/25/2019	@	MEM	W	37	91	.407	12	33	.364	13	17	.765	12	37	49	23	25	1	11	19	5	99
01/27/2019	@	LAC	L	37	93	.398	8	36	.222	26	30	.867	15	29	44	18	26	0	12	12	6	108
01/30/2019	v	ATL	W	54	99	.545	11	35	.314	16	21	.762	15	38	53	36	24	0	7	14	2	135
02/02/2019	v	PHI	W	42	92	.457	11	30	.367	20	24	.833	12	38	50	22	19	0	9	16	2	115
02/04/2019	v	SA	W	50	90	.556	13	32	.406	14	23	.609	8	40	48	26	18	0	5	8	5	127
02/06/2019	v	HOU	L	39	91	.429	11	33	.333	12	20	.600	20	34	54	21	22	0	5	22	6	101
02/08/2019	v	MIA	W	37	90	.411	9	26	.346	19	25	.760	10	36	46	18	17	0	11	14	5	102
02/10/2019	v	PHO	W	38	84	.452	9	31	.290	32	44	.727	11	38	49	26	21	0	12	12	11	117
02/13/2019	@	DEN	L	42	93	.452	11	32	.344	23	28	.821	10	34	44	30	23	1	12	12	1	118
02/21/2019	@	GS	L	43	99	.434	10	33	.303	27	34	.794	14	38	52	23	24	0	10	13	3	123
02/23/2019	@	OKC	W	44	97	.454	7	19	.368	24	34	.706	7	40	47	24	21	0	7	9	7	119
02/25/2019	@	MIN	L	37	95	.389	9	26	.346	22	29	.759	14	30	44	20	27	0	13	20	2	105
02/27/2019	v	MIL	L	53	118	.449	12	33	.364	22	30	.733	15	43	58	30	19	0	6	8	6	140
03/01/2019	v	LAC	L	41	93	.441	6	21	.286	21	25	.840	8	38	46	27	25	1	6	8	8	109
03/04/2019	v	NY	W	39	83	.470	11	29	.379	26	33	.788	6	37	43	28	24	0	11	14	3	115
03/06/2019	v	BOS	L	40	80	.500	13	29	.448	16	22	.727	6	34	40	23	21	1	8	18	4	109
03/09/2019	@	NY	W	36	95	.379	12	36	.333	18	22	.818	11	42	53	16	14	0	5	7	3	102
03/11/2019	@	WAS	L	41	91	.451	9	27	.333	24	32	.750	9	38	47	28	25	0	8	16	3	115
03/14/2019	@	BOS	L	48	95	.505	11	34	.324	13	23	.565	8	39	47	31	24	0	9	10	2	120
03/15/2019	@	PHI	L	43	94	.457	9	27	.333	19	24	.792	10	30	40	23	22	0	4	9	2	114
03/17/2019	v	CHI	W	54	103	.524	8	23	.348	13	16	.813	15	33	48	28	21	0	12	12	7	129
03/19/2019	v	BRK	L	49	95	.516	9	25	.360	14	20	.700	14	32	46	25	19	0	13	21	1	121
03/21/2019	v	DAL	W	41	87	.471	13	35	.371	21	28	.750	12	46	58	24	18	0	7	12	9	116
03/23/2019	v	PHO	W	39	92	.424	17	38	.447	17	22	.773	13	38	51	25	19	0	7	14	3	112
03/24/2019	@	LAL	L	39	104	.375	14	33	.424	14	23	.609	16	34	50	27	22	0	13	8	4	106
03/26/2019	@	DAL	W	44	87	.506	10	23	.435	27	32	.844	12	25	37	27	23	0	4	7	1	125
03/28/2019	@	NO	L	47	95	.495	10	23	.435	14	16	.875	8	36	44	28	19	0	6	12	10	118
03/30/2019	@	HOU	L	42	94	.447	15	29	.517	9	15	.600	16	33	49	28	17	0	3	12	4	108
03/31/2019	@	SA	W	39	81	.481	11	25	.440	24	28	.857	7	35	42	20	15	0	9	12	1	113
04/02/2019	v	HOU	L	42	95	.442	7	23	.304	14	20	.700	16	35	51	19	15	0	3	11	4	105
04/04/2019	v	CLE	W	48	97	.495	14	38	.368	7	10	.700	8	28	36	28	14	0	12	7	3	117
04/05/2019	@	UTA	L	38	92	.413	5	21	.238	17	25	.680	12	35	47	17	23	0	7	18	1	98
04/07/2019	v	NO	L	50	109	.459	16	40	.400	13	17	.765	16	31	47	27	13	0	10	6	4	129
04/10/2019	@	POR	L	50	96	.521	18	43	.419	13	16	.813	12	23	35	25	17	0	5	10	1	131
TOTALS				3541	7637	.464	927	2455	.378	1354	1865	.726	906	2819	3725	2083	1751	12	679	1095	363	9363

2018-19 OPPONENT GAME-BY-GAME STATS

DATE		OPP	W/L	FG	FGA	FG%	FG3	FG3A	FG3%	FT	FTA	FT%	--- REBOUNDS -- OFF	DEF	TOT	AST	PF	DQ	STL	TO	BLK	PTS
10/17/2018	v	UTA	L	41	79	.519	13	27	.481	28	38	.737	5	39	44	21	19	0	8	17	4	123
10/19/2018	@	NO	L	56	95	.589	16	31	.516	21	33	.636	12	40	52	35	25	0	6	16	4	149
10/21/2018	@	OKC	W	46	104	.442	9	39	.231	19	30	.633	18	33	51	23	29	1	11	18	9	120
10/23/2018	@	DEN	L	51	99	.515	11	30	.367	13	15	.867	15	34	49	31	22	0	11	12	3	126
10/24/2018	v	MEM	W	36	94	.383	10	37	.270	10	13	.769	13	36	49	18	25	1	7	15	6	92
10/26/2018	v	WAS	W	40	86	.465	14	42	.333	18	23	.783	5	37	42	22	27	1	8	21	7	112
10/29/2018	@	MIA	W	38	92	.413	13	39	.333	24	34	.706	13	39	52	20	21	0	10	18	9	113
10/30/2018	@	ORL	W	36	91	.396	11	43	.256	16	22	.727	11	37	48	28	22	0	10	17	8	99
11/01/2018	@	ATL	W	42	87	.483	8	31	.258	23	34	.676	10	33	43	26	28	0	6	22	6	115
11/04/2018	@	MIL	L	46	95	.484	22	56	.393	30	33	.909	10	46	56	30	20	0	6	13	7	144
11/07/2018	v	TOR	L	41	89	.461	11	36	.306	21	23	.913	13	40	53	17	20	0	10	22	4	114
11/09/2018	v	MIN	W	39	94	.415	7	25	.280	25	31	.806	15	37	52	20	23	0	6	17	1	110
11/10/2018	v	LAL	L	41	99	.414	12	38	.316	7	17	.412	17	42	59	23	20	0	11	16	3	101
11/12/2018	v	SA	W	38	87	.437	10	31	.323	13	16	.813	9	34	43	25	12	0	5	15	4	99
11/16/2018	@	MEM	L	43	85	.506	11	25	.440	15	24	.625	9	31	40	24	23	0	11	16	5	112
11/17/2018	@	HOU	L	46	81	.568	20	47	.426	20	24	.833	6	35	41	27	20	0	9	22	10	132
11/19/2018	v	OKC	W	45	108	.417	12	41	.293	11	16	.688	13	40	53	22	22	0	8	13	3	113
11/21/2018	@	UTA	W	38	88	.432	12	39	.308	22	31	.710	12	34	46	21	21	0	7	10	7	110
11/24/2018	@	GS	L	41	88	.466	10	34	.294	25	29	.862	12	42	54	28	24	0	5	15	6	117
11/25/2018	v	UTA	L	49	92	.533	10	30	.333	25	33	.758	13	36	49	30	26	0	11	19	5	133
11/29/2018	v	LAC	L	50	90	.556	12	28	.429	21	28	.750	8	30	38	25	21	0	7	10	5	133
12/01/2018	v	IND	W	43	82	.524	10	24	.417	14	18	.778	6	36	42	32	26	0	11	25	5	110
12/04/2018	@	PHO	W	38	87	.437	12	43	.279	17	21	.810	13	30	43	27	27	1	9	21	4	105
12/07/2018	@	CLE	W	43	81	.531	10	26	.385	14	19	.737	7	28	35	20	17	0	4	18	0	110
12/08/2018	@	IND	L	40	92	.435	8	30	.267	19	22	.864	15	37	52	26	17	0	7	17	8	107
12/10/2018	@	CHI	W	34	76	.447	8	28	.286	13	13	1.000	7	33	40	16	17	0	10	27	3	89
12/12/2018	v	MIN	W	50	93	.538	9	22	.409	21	27	.778	12	27	39	30	24	0	4	11	4	130
12/14/2018	v	GS	L	44	96	.458	15	40	.375	27	36	.750	15	45	60	32	23	0	5	18	0	130
12/16/2018	@	DAL	W	40	96	.417	9	35	.257	24	31	.774	16	37	53	22	18	0	6	14	5	113
12/17/2018	@	MIN	L	48	96	.500	10	27	.370	26	30	.867	11	47	58	37	24	0	10	11	7	132
12/19/2018	v	OKC	L	51	102	.500	13	32	.406	17	27	.630	18	48	66	27	24	0	8	18	6	132
12/21/2018	v	MEM	W	37	80	.463	16	32	.500	9	10	.900	8	36	44	24	25	1	7	18	8	99
12/23/2018	v	NO	W	44	94	.468	6	26	.231	23	28	.821	12	46	58	26	29	2	6	13	9	117
12/26/2018	@	LAC	L	48	96	.500	12	28	.429	19	23	.826	14	36	50	23	20	0	7	15	6	127
12/27/2018	v	LAL	W	45	88	.511	10	25	.400	16	23	.696	9	37	46	25	19	0	7	18	5	116
12/30/2018	@	LAL	L	47	98	.480	15	44	.341	12	20	.600	12	38	50	30	17	0	7	14	5	121
01/01/2019	v	POR	L	39	90	.433	9	32	.281	26	30	.867	10	46	56	22	19	0	11	19	10	113
01/03/2019	v	DEN	L	41	89	.461	14	39	.359	21	30	.700	16	38	54	24	20	0	3	14	3	117
01/05/2019	v	GS	L	47	93	.505	21	47	.447	12	14	.857	12	35	47	29	16	0	5	14	8	127
01/07/2019	v	ORL	W	32	87	.368	13	37	.351	18	24	.750	5	41	46	15	15	0	8	16	1	95
01/08/2019	@	PHO	L	45	88	.511	10	25	.400	15	19	.789	9	28	37	31	25	0	18	19	7	115
01/10/2019	v	DET	W	35	82	.427	11	38	.289	21	24	.875	9	28	37	22	21	0	13	20	3	102
01/12/2019	v	CHA	W	36	88	.409	12	36	.333	13	22	.591	13	43	56	21	17	0	6	20	11	97
01/14/2019	v	POR	W	37	92	.402	10	31	.323	23	29	.793	17	32	49	22	23	0	6	14	3	107
01/17/2019	@	CHA	L	39	87	.448	11	38	.289	25	29	.862	12	34	46	21	16	0	11	13	4	114
01/19/2019	@	DET	W	36	82	.439	10	29	.345	19	25	.760	13	33	46	21	23	0	6	17	2	101
01/21/2019	@	BRK	L	45	90	.500	13	35	.371	20	24	.833	12	44	56	25	15	0	9	17	4	123
01/22/2019	@	TOR	L	40	91	.440	16	40	.400	24	35	.686	12	34	46	25	21	0	7	16	5	120
01/25/2019	@	MEM	W	34	80	.425	6	20	.300	22	27	.815	9	35	44	22	22	0	13	16	5	96
01/27/2019	@	LAC	L	42	88	.477	11	29	.379	27	29	.931	14	38	52	35	28	0	6	19	1	122
01/30/2019	v	ATL	W	38	86	.442	16	46	.348	21	25	.840	9	27	36	24	19	0	7	21	3	113
02/02/2019	v	PHI	W	41	93	.441	7	33	.212	19	25	.760	14	32	46	19	22	0	9	14	5	108
02/04/2019	v	SA	W	42	98	.429	9	32	.281	19	21	.905	15	31	46	18	20	0	6	9	3	112
02/06/2019	v	HOU	L	45	100	.450	20	51	.392	17	18	.944	13	29	42	17	19	0	13	12	7	127
02/08/2019	v	MIA	W	38	88	.432	11	33	.333	9	19	.474	11	38	49	26	21	0	6	20	8	96
02/10/2019	v	PHO	W	38	91	.418	6	27	.222	22	30	.733	15	39	54	22	31	0	5	17	4	104
02/13/2019	@	DEN	L	45	99	.455	8	31	.258	22	25	.880	14	39	53	26	19	0	7	14	1	120
02/21/2019	@	GS	L	43	94	.457	19	46	.413	20	24	.833	8	41	49	32	26	0	5	15	11	125
02/23/2019	@	OKC	W	40	105	.381	14	46	.304	22	28	.786	16	43	59	17	26	0	2	14	6	116
02/25/2019	@	MIN	L	42	83	.506	8	31	.258	20	28	.714	7	42	49	23	28	0	10	22	6	112
02/27/2019	v	MIL	L	54	112	.482	17	45	.378	16	21	.762	11	46	57	36	18	0	3	11	14	141
03/01/2019	v	LAC	L	40	92	.435	12	31	.387	24	33	.727	16	42	58	19	23	0	4	12	6	116
03/04/2019	v	NY	W	39	85	.459	12	29	.414	18	28	.643	10	38	48	17	25	1	8	18	5	108
03/06/2019	v	BOS	L	40	79	.506	13	33	.394	18	21	.857	3	32	35	26	22	0	11	18	1	111
03/09/2019	@	NY	W	35	94	.372	10	35	.286	14	21	.667	13	45	58	16	20	0	3	10	5	94
03/11/2019	@	WAS	L	40	86	.465	14	37	.378	27	33	.818	7	40	47	29	25	0	12	17	1	121
03/14/2019	@	BOS	L	49	97	.505	9	28	.321	19	26	.731	10	42	52	32	20	0	7	13	2	126
03/15/2019	@	PHI	L	46	91	.505	7	24	.292	24	27	.889	10	39	49	28	18	0	7	11	6	123
03/17/2019	v	CHI	W	39	88	.443	10	26	.385	14	21	.667	10	29	39	20	16	0	6	20	6	102
03/19/2019	v	BRK	L	47	94	.500	12	35	.343	17	23	.739	11	30	41	28	19	0	16	18	4	123
03/21/2019	v	DAL	W	36	92	.391	12	40	.300	16	23	.696	9	34	43	23	22	0	5	8	6	100
03/23/2019	v	PHO	W	36	88	.409	9	34	.265	22	26	.846	10	33	43	25	21	0	10	14	4	103
03/24/2019	@	LAL	L	39	85	.459	13	40	.325	20	24	.833	9	47	56	29	22	0	4	22	8	111
03/26/2019	@	DAL	W	39	77	.506	15	45	.333	28	32	.875	7	31	38	27	26	0	1	11	6	121
03/28/2019	@	NO	L	49	97	.505	9	28	.321	14	14	1.000	8	37	45	27	16	0	6	12	6	121
03/30/2019	@	HOU	L	39	83	.470	17	52	.327	24	27	.889	6	32	38	19	17	0	6	10	2	119
03/31/2019	@	SA	W	44	94	.468	8	27	.296	10	14	.714	15	27	42	24	22	0	7	11	3	106
04/02/2019	v	HOU	L	46	94	.489	26	61	.426	12	17	.706	8	35	43	30	20	0	8	7	3	130
04/04/2019	v	CLE	W	44	81	.543	11	25	.440	5	9	.556	10	40	50	20	13	0	3	22	1	104
04/05/2019	@	UTA	L	44	85	.518	15	33	.455	16	25	.640	7	39	46	30	26	0	9	16	6	119
04/07/2019	v	NO	L	52	101	.515	19	42	.452	10	12	.833	14	41	55	28	16	0	4

2018-19 KINGS SEASON BESTS

Through games of April 10 SACRAMENTO KINGS

2018-2019 HIGH GAMES

PLAYER	MINUTES	FIELD GOALS	FREE THROWS	OFF. REBOUNDS	DEF. REBOUNDS	TOT. REBOUNDS.	ASSISTS	STEALS	TURNOVERS	BLOCKED SHOTS	POINTS
MARVIN III BAGLEY	38C Jan. 22 at Tor.	12C March 19 vs Brk.	11C(2) Feb. 21 at G.S.	7C(2) March 30 at Hou.	10C(2) Jan. 22 at Tor.	17C Nov. 24 at G.S.	4C Feb. 4 vs S.A.	3C Oct. 19 at N.O.	5C(2) April 5 at Utah	5C Oct. 23 at Den.	32C Feb. 10 vs Phoe.
HARRISON BARNES Dal.-Sac.	41 (2) Feb. 27 vs Milw.	11 (2) Dec. 23 at Port.	10 Jan. 9 vs Phoe.	5 Dec. 2 vs LA-C	10 (3) March 4 vs N.Y.	14C Feb. 27 vs Milw.	4 (6) March 24 at LA-L	4T(2) Feb. 25 at Minn.	5 Nov. 7 at Utah	1 (13) April 7 vs N.O.	30 (2) Dec. 18 at Den.
HARRISON BARNES Sac.	41 (2) Feb. 27 vs Milw.	10 (2) April 7 vs N.O.	6 March 21 vs Dall.	4 Feb. 27 vs Milw.	10 (2) March 4 vs N.Y.	14C Feb. 27 vs Milw.	4 (5) March 24 at LA-L	4T Feb. 25 at Minn.	3 (2) March 21 vs Dall.	1 (2) April 7 vs N.O.	29 April 7 vs N.O.
NEMANJA BJELICA	36 (5) March 23 vs Phoe.	9 (2) Dec. 12 vs Minn.	5T Jan. 1 vs Port.	5T Jan. 5 vs G.S.	13C March 23 vs Phoe.	17C March 23 vs Phoe.	5 (5) March 23 vs Phoe.	4T Nov. 7 vs Tor.	4T(2) Feb. 6 vs Hou.	4C(2) Dec. 26 at LA-C	26 Oct. 26 vs Wash.
BOGDAN BOGDANOVIC	43C Feb. 27 vs Milw.	10C Feb. 27 vs Milw.	8C(3) March 11 at Wash.	4C March 30 at Hou.	8T Jan. 7 vs Orl.	9C March 30 at Hou.	11C Jan. 21 at Brk.	3 (7) Feb. 10 vs Phoe.	5T(2) Jan. 21 at Brk.	1 (15) March 28 at N.O.	28C Feb. 27 vs Milw.
COREY BREWER Phi.-Sac.	33 Jan. 21 vs Hou.	7 Jan. 26 at Den.	5 (2) Feb. 25 at Minn.	7C April 2 vs Hou.	4 (3) March 28 at N.O.	10 April 2 vs Hou.	3 (6) April 10 at Port.	4 Jan. 26 at Den.	3 (2) April 10 at Port.	2 Jan. 21 vs Hou.	20 Jan. 26 at Den.
COREY BREWER Sac.	23 April 10 at Port.	4 (2) March 1 vs LA-C	5 Feb. 25 at Minn.	7C April 2 vs Hou.	4 (2) March 28 at N.O.	10 April 2 vs Hou.	3 (6) April 10 at Port.	3 (3) April 5 at Utah	3 April 10 at Port.	1 (5) April 2 vs Hou.	12 Feb. 25 at Minn.
ALEC BURKS Utah-Cle.-Sac.	40 Dec. 29 at Atl.	9 Feb. 5 vs Bos.	7 (3) Jan. 13 at LA-L	5C Dec. 14 vs Milw.	12 Jan. 13 at LA-L	13 Jan. 13 at LA-L	9C(2) Jan. 29 vs Wash.	3 March 14 at Bos.	4 Dec. 14 vs Milw.	3C Dec. 19 at Cha.	22 (2) Dec. 7 vs Sac.
ALEC BURKS Sac.	21 Feb. 10 vs Phoe.	4 Feb. 8 vs Miami	2 Feb. 23 at OKC.	1 (2) April 2 vs Hou.	3 (3) March 1 vs LA-C	4 Feb. 8 vs Miami	2 (2) March 17 vs Chi.	3 March 14 at Bos.	2 March 14 at Bos.	1 March 1 vs LA-C	9 Feb. 8 vs Miami
WILLIE CAULEY-STEIN	38 Oct. 17 vs Utah	11 (3) Nov. 21 at Utah	8T Dec. 14 vs G.S.	6T(2) Jan. 17 at Cha.	15C March 21 vs Dall.	18C March 21 vs Dall.	7T Oct. 26 vs Wash.	5 (2) Feb. 13 at Den.	4T Nov. 10 vs LA-L	5T Feb. 10 vs Phoe.	26 Oct. 29 at Miami
YOGI FERRELL	39 Jan. 22 at Tor.	7 (2) April 10 at Port.	5 April 5 at Utah	2 (2) Jan. 22 at Tor.	5 Jan. 22 at Tor.	7 Jan. 22 at Tor.	6 (2) Jan. 22 at Tor.	3 April 7 vs N.O.	2 (8) March 30 at Hou.	1T(4) Jan. 21 at Brk.	19 Feb. 4 vs S.A.
DE'AARON FOX	42C Oct. 21 at OKC.	12C(2) Dec. 30 at LA-L	11C March 26 at Dall.	3T(2) Dec. 27 vs LA-L	7T(3) March 14 at Bos.	10C Nov. 1 at Atl.	15C Nov. 1 at Atl.	6C March 24 at LA-L	8C Jan. 8 at Phoe.	4T March 21 vs Dall.	31C Nov. 1 at Atl.
HARRY GILES	23C(2) Jan. 22 at Tor.	10C Jan. 30 vs Atl.	5C(2) Feb. 13 at Den.	4C(2) March 9 at N.Y.	7C Feb. 27 vs Milw.	9C Feb. 23 at OKC.	6C Nov. 25 vs Utah	4C Nov. 25 vs Utah	5C Jan. 10 vs Det.	3C(2) March 17 vs Chi.	20C Jan. 30 vs Atl.
BUDDY HIELD	41C(2) Feb. 27 vs Milw.	14C March 14 at Bos.	9C Feb. 27 vs Milw.	5C Nov. 17 at Hou.	11C Oct. 30 at Orl.	11C Oct. 30 at Orl.	7T(2) March 14 at Bos.	3 (6) April 4 vs Clev.	6T Feb. 6 vs Hou.	2T(2) Feb. 8 vs Miami	37C Dec. 19 vs OKC.
JUSTIN JACKSON	37 (2) Dec. 19 vs OKC.	10C Jan. 5 vs G.S.	5 Dec. 27 vs LA-L	2T(6) Jan. 8 at Phoe.	9C Oct. 24 vs Mem.	11C Oct. 24 vs Mem.	4 Jan. 8 at Phoe.	2 (4) Jan. 25 at Mem.	2 (3) Jan. 27 at LA-C	2T Jan. 3 vs Den.	28C Jan. 5 vs G.S.
B.J. JOHNSON Atl.-Sac.	19C March 3 at Chi.	4C March 3 at Chi.	2C March 13 vs Mem.	2C March 4 at Miami	3C March 4 at Miami	5C March 4 at Miami	0C	1C(2) March 4 at Miami	1C(2) March 9 vs Brk.	0C	11C March 3 at Chi.
B.J. JOHNSON Sac.	6 April 10 at Port.	1 April 10 at Port.	0	0	0	0	0T	0	0	0T	2 April 10 at Port.
KOSTA KOUFOS	23 Dec. 17 at Minn.	5 Dec. 4 at Phoe.	2 (3) March 26 at Dall.	5 Dec. 16 at Dall.	9 March 31 at S.A.	11 March 31 at S.A.	4 Dec. 14 vs G.S.	3 Nov. 9 vs Minn.	3 March 31 at S.A.	3 March 28 at N.O.	11 Dec. 4 at Phoe.
SKAL LABISSIERE	29 Dec. 17 at Minn.	3 Dec. 17 at Minn.	2 (2) Nov. 4 at Milw.	2 Feb. 6 vs Hou.	5 Dec. 17 at Minn.	5 Dec. 17 at Minn.	1 (6) Feb. 6 vs Hou.	1 (2) Nov. 17 at Hou.	2 Dec. 17 at Minn.	1 (3) Feb. 6 vs Hou.	9 Dec. 17 at Minn.
FRANK III MASON	27 Oct. 23 at Den.	7T Oct. 19 at N.O.	4 (2) Nov. 9 vs Minn.	2 April 10 at Port.	5 Oct. 23 at Den.	5 Oct. 23 at Den.	7 Oct. 23 at Den.	2 (2) Dec. 4 at Phoe.	3 (5) April 5 at Utah	1 (4) Dec. 10 at N.O.	18C Oct. 19 at N.O.
BEN MCLEMORE	18 (2) Jan. 8 at Phoe.	7 Jan. 8 at Phoe.	4 Dec. 17 at Minn.	1 (3) Jan. 22 at Tor.	3 (2) Jan. 8 at Phoe.	3 (2) Jan. 8 at Phoe.	1 (4) Dec. 30 at LA-L	1 (6) Jan. 8 at Phoe.	1 (5) Jan. 22 at Tor.	2 Dec. 19 vs OKC.	20 Jan. 8 at Phoe.
IMAN SHUMPERT	37 (2) Jan. 19 at Det.	9 (2) Nov. 19 vs OKC.	4 Oct. 21 at OKC.	2 (5) Jan. 27 at LA-C	7 Nov. 4 at Milw.	7 (2) Jan. 19 at Det.	6 (2) Feb. 4 vs S.A.	4 (3) Dec. 27 vs LA-L	5 Dec. 10 at Chi.	2T(3) Jan. 27 at LA-C	26 Oct. 21 at OKC.
CALEB SWANIGAN Por.-Sac.	20T Oct. 30 at Hou.	4C Oct. 29 at Ind.	3 Oct. 29 at Ind.	4 Oct. 29 at Ind.	9C Oct. 30 at Hou.	11C Oct. 30 at Hou.	3T April 10 at Port.	2T April 10 at Port.	3T Oct. 29 at Ind.	1 April 10 at Port.	11C Oct. 29 at Ind.
CALEB SWANIGAN Sac.	18 April 10 at Port.	2 (2) April 10 at Port.	0	3 April 10 at Port.	4 April 10 at Port.	7 April 10 at Port.	3T April 10 at Port.	2T April 10 at Port.	1 (2) April 5 at Utah	1 April 10 at Port.	4 (2) April 10 at Port.
TROY WILLIAMS	34 Oct. 30 at Orl.	5 (2) Dec. 4 at Phoe.	2 (3) Nov. 29 vs LA-C	2 (3) April 10 at Port.	7C Nov. 16 at Mem.	8 Nov. 16 at Mem.	2 (3) Dec. 17 at Minn.	2 (2) Dec. 8 at Ind.	2 (3) Dec. 19 vs OKC.	2T(2) Dec. 17 at Minn.	12 (2) Dec. 1 vs Ind.
KINGS High Games	265 (2) Feb. 27 vs Milw.	56 Dec. 7 at Clev.	32 Feb. 10 vs Phoe.	20 Feb. 6 vs Hou.	48 Jan. 7 vs Orl.	59 Nov. 19 vs OKC.	38 Nov. 1 at Atl.	16 Dec. 10 at Chi.	26 Jan. 8 at Phoe.	11 Feb. 10 vs Phoe.	146 Nov. 1 at Atl.
KINGS Low Games	240 (80) April 10 at Port.	32 Nov. 10 vs LA-L	4 Dec. 7 at Clev.	5 Oct. 17 vs Utah	23 April 10 at Port.	31 Nov. 7 vs Tor.	11 Nov. 10 vs LA-L	3 (3) April 2 vs Hou.	6 April 7 vs N.O.	0 Jan. 5 vs G.S.	86 Nov. 10 vs LA-L
OPPONENTS High Games	265 (2) Feb. 27 vs Milw.	56 Oct. 19 at N.O.	30 Nov. 4 at Milw.	18 (2) Dec. 19 vs OKC.	48 Dec. 19 vs OKC.	66 Dec. 19 vs OKC.	37 Dec. 17 at Minn.	18 Jan. 8 at Phoe.	27 Dec. 10 at Chi.	14 Feb. 27 vs Milw.	149 Oct. 19 at N.O.
OPPONENTS Low Games	240 (80) April 10 at Port.	32 Jan. 7 vs Orl.	5 April 4 vs Clev.	3 March 6 vs Bos.	27 (3) March 31 at S.A.	35 (2) March 6 vs Bos.	15 Jan. 7 vs Orl.	1 March 26 at Dall.	7 April 2 vs Hou.	0 (2) Dec. 14 vs G.S.	89 Dec. 10 at Chi.

"C" indicates a new career-high, "T" a tied career-high.
Numbers in parentheses indicate the number of games in which a player or team has reached a given total (if more than one).

2018-19 MISCELLANEOUS STATISTICS

STREAKS

Longest Winning:

Overall	5 games, 10/24-11/1
Home	7 games, 1/7-2/4
Road	3 games, 10/29-11/1

Longest Losing:

Overall	4 games, 12/30-1/5
Home	3 games, 1/1-1/5
Road	5 games, 12/17-1/17

WIN-LOSS MARGINS

MARGINS	1	2	3	4	5	6	7	8	9	10	11	12	13	14	15	16	17	18	19	20	21	22	23
Won By:	2	1	3	3	3	1	5	3	2	2	3		2		1	2	1		2			1	
Lost By:	2	4	1	4	4	3	3	1	3	1	1	1		2	2				2	2	2		

	24	25	26	27	28	29	30	31	32	33	34	35	36	37	38	39	40	41	42	43	44	45	46+
Won By:				1				1															
Lost By:		1	1	1		1						1											

HOME AND AWAY

	— KINGS—									— OPPONENTS —			
GAMES	FG%	3PT%	FT%	PPG	RPG	APG	SPG	BPG	TPG	FG%	PPG	RPG	TPG
Home (24-17)	.463	.378	.727	114.9	47.0	25.4	8.32	4.59	13.12	.459	113.5	48.0	16.10
Road (15-26)	.465	.377	.725	113.4	43.8	25.4	8.24	4.27	13.59	.473	117.1	47.9	15.71

MONTHLY BREAKDOWN

	— KINGS—									— OPPONENTS —			
GAMES	FG%	3PT%	FT%	PPG	RPG	APG	SPG	BPG	TPG	FG%	PPG	RPG	TPG
October (5-3)	.498	.400	.643	116.5	46.0	24.0	7.88	5.13	15.38	.465	116.8	48.4	16.75
November (5-8)	.463	.387	.735	113.2	44.9	25.2	8.23	4.00	14.31	.473	117.9	48.2	16.15
December (9-6)	.466	.384	.724	116.3	42.9	26.4	8.40	5.13	13.10	.480	115.9	49.1	17.20
January (7-8)	.453	.375	.716	109.1	45.3	26.9	8.73	4.47	14.13	.446	110.8	47.2	17.00
February (5-5)	.448	.346	.739	116.7	49.2	24.0	9.00	4.80	13.40	.444	116.1	50.4	14.80
March (7-9)	.464	.389	.761	114.5	46.3	25.5	7.81	4.06	12.00	.462	112.8	45.8	14.06
April (1-4)	.466	.364	.727	116.0	43.2	23.2	7.40	2.60	10.40	.529	124.4	47.6	14.80

VERSUS THE LEAGUE

	— KINGS—									— OPPONENTS —			
GAMES	FG%	3PT%	FT%	PPG	RPG	APG	SPG	BPG	TPG	FG%	PPG	RPG	TPG
vs. East (18-12)	.439	.370	.707	113.6	45.3	26.7	8.80	4.30	13.93	.459	111.2	46.8	17.73
vs. West (21-31)	.460	.382	.735	114.5	45.5	24.7	7.98	4.50	13.02	.471	117.7	48.6	14.85
vs. Atlantic (3-7)	.462	.362	.735	110.0	43.0	25.0	8.50	3.30	13.80	.468	115.0	48.4	15.70
vs. Central (7-3)	.477	.388	.706	115.5	43.8	27.7	8.90	5.30	13.60	.475	111.0	45.4	19.00
vs. Southeast (8-2)	.472	.359	.681	115.4	49.0	27.4	9.00	4.30	14.40	.432	107.5	46.5	18.50
vs. Northwest (7-11)	.470	.392	.714	116.4	43.6	24.8	7.67	4.28	13.50	.473	120.5	50.9	15.11
vs. Pacific (4-12)	.445	.309	.758	114.3	46.4	25.4	9.06	4.81	12.94	.468	117.1	49.8	16.19
vs. Southwest (10-8)	.462	.386	.736	112.8	46.7	23.9	7.33	4.44	12.61	.471	115.4	45.3	13.39

RANKINGS WITHIN THE LEAGUE

LEFT: Where Sacramento ranked statistically as a team among the 30 NBA franchises.
RIGHT: A list of those Kings players who ranked in the NBA's top 40 individual statistics in 2018-19.

	--- KINGS ---		- OPPONENTS -	
Points/game	9	114.2	26	115.3
FG%	15	.464	20	.466
FT%	27	.726	21	.770
3-pt FG%	4	.378	12	.348
Off. Reb./game	9	11.05	25	11.18
Def. Reb./game	19	34.38	29	36.79
Rebounds/game	14	45.43	30	47.95
Assists/game	14	25.40	17	24.68
Steals/game	10	8.28	16	7.54
Turnovers/game	7	13.35	2	15.90
Blocks/game	T-24	4.43	T-18	5.12

PLAYER	CATEGORY
Marvin Bagley III	**31st** in rebounds (7.6 rpg) **35th** in FG% (.504) **32nd** in blocks (0.95 bpg)
Harrison Barnes	**27th** in 3PT FG% (.395) **36th** in minutes (32.9 mpg)
Nemanja Bjelica Willie Cauley-Stein	**21st** in 3PT FG% (.401) **23rd** in rebounds (8.4 rpg) **18th** in FG% (.556)
De'Aaron Fox	**8th** in assists (7.3 apg) **9th** in steals (1.64 spg)
Buddy Hield	**28th** in points (20.7 ppg) **7th** in 3PT FG% (.427) **8th** in FT% (.886)

BACK TO TABLE OF CONTENTS

2018-19 MISCELLANEOUS STATISTICS

INACTIVE LIST

DATE	OPP	PLAYER
10/17	UTA	Bogdanovic, Koufos, Randolph
10/19	@NOP	Bogdanovic, Gabriel Koufos, Randolph
10/21	@OKC	Bogdanovic, Gabriel Koufos, Randolph
10/23	@DEN	Bogdanovic, Gabriel Koufos, Randolph, Williams
10/24	MEM	Bogdanovic, Gabriel, Koufos, Randolph, Shumpert
10/26	WAS	Bogdanovic, Gabriel, Koufos, Randolph
10/29	@MIA	Bogdanovic, Gabriel, Labissiere, Randolph
10/30	@ORL	Bogdanovic, Gabriel, Randolph, Shumpert
11/1	@ATL	Bogdanovic, Gabriel, Randolph, Williams
11/4	@MIL	Bogdanovic, Gabriel, McLemore,Randolph
11/7	TOR	Gabriel, Labissiere, McLemore, Randolph
11/9	MIN	Bogdanovic, Gabriel, McLemore, Randolph
11/10	LAL	Gabriel, Labissiere, McLemore, Randolph
11/12	SAS	Gabriel, Koufos, McLemore, Randolph
11/16	@MEM	Gabriel, Koufos, McLemore, Randolph
11/17	@HOU	Gabriel, Koufos, McLemore, Randolph
11/19	OKC	Gabriel, Koufos, McLemore, Randolph
11/21	@UTA	Gabriel, Koufos, McLemore, Randolph
11/24	@GSW	Gabriel, Koufos, Labissiere, Randolph
11/25	UTA	Gabriel, Koufos, Randolph, Shumpert
11/29	LAC	Gabriel, Koufos, Labissiere, Randolph
12/1	IND	Bagley III, Gabriel, Labissiere, Randolph
12/4	@PHX	Bagley III, Gabriel, Labissiere, Randolph
12/7	@CLE	Gabriel, Labissiere, McLemore, Randolph
12/8	@IND	Gabriel, Labissiere, Randolph, Shumpert
12/10	@CHI	Gabriel, Labissiere, McLemore, Randolph
12/12	MIN	Gabriel, Labissiere, McLemore, Randolph
12/14	GSW	Gabriel, Labissiere, Randolph, Williams
12/16	@DAL	Bagley III, Gabriel, Labissiere, Randolph
12/17	@MIN	Bagley III, Gabriel, Randolph, Shumpert
12/19	OKC	Bagley III, Gabriel, Giles III, Randolph
12/21	MEM	Bagley, Gabriel, Glles III, Randolph, WIlliams
12/23	NOP	Bagley III, Gabriel, Randolph, Williams
12/26	@LAC	Bagley III, Gabriel, Randolph, Williams
12/27	LAL	Bagley III, Gabriel, Randolph, Williams
12/30	@LAL	Bagley III, Gabriel, Randolph, Williams
1/1	POR	Bagley III, Gabriel, Randolph, Williams
1/3	DEN	Bagley III, Gabriel, Randolph, Williams
1/5	GSW	Bagley III, Gabriel, Randolph, Shumpert, Williams
1/7	ORL	Gabriel, Randolph, Shumpert, Williams
1/8	@PHX	Bagley III, Gabriel, Randolph, Shumpert, Williams
1/10	DET	Gabriel, Labissiere, Randolph, Williams
1/12	CHA	Gabriel, Labissiere, Randolph, Williams
1/14	POR	Gabriel, Labissiere, Randolph, Williams
1/17	@CHA	Gabriel, Labissiere, Randolph, Williams
1/19	@DET	Gabriel, Labissiere, Randolph, Williams
1/21	@BKN	Gabriel, Labissiere, Randolph, Williams
1/22	@TOR	Gabriel, Labissiere, Randolph, Williams
1/25	@MEM	Gabriel, Labissiere, Randolph, Williams
1/27	@LAC	Gabriel, Labissiere, Randolph, Williams
1/30	ATL	Gabriel, McLemore, Randolph, Williams
2/2	PHI	Gabriel, McLemore, Randolph, Williams
2/4	SAS	Gabriel, McLemore, Randolph, Williams
2/6	HOU	Gabriel, McLemore, Randolph, Williams
2/8	MIA	Gabriel, Swanigan, Williams
2/10	PHX	Gabriel, Swanigan, Williams
2/13	@DEN	Gabriel, Swanigan, Williams
2/21	@GSW	Gabriel, Swanigan, Williams
2/23	@OKC	Gabriel, Swanigan, Williams
2/25	@MIN	Gabriel, Swanigan, Williams
2/27	MIL	Gabriel, Swanigan, Williams
3/1	LAC	Bagley III, Gabriel, Williams
3/4	NYK	Bagley III, Gabriel, Williams
3/6	BOS	Bagley III, Gabriel, Swanigan, Williams
3/9	@NYK	Bagley III, Gabriel, Williams
3/11	@WAS	Bagley III, Gabriel, Williams
3/14	@BOS	Gabriel, Mason III, Williams
3/15	@PHI	Gabriel, Mason III, Williams
3/17	CHI	Gabriel, Swanigan, Williams
3/19	BKN	Gabriel, Swanigan, Williams
3/21	DAL	Gabriel, Swanigan, Williams
3/23	PHX	Demps, Gabriel, Giles III, Swanigan, Williams
3/24	@LAL	Demps, Gabriel, Swanigan, Williams
3/26	@DAL	Demps, Gabriel, Giles III, Swanigan, Williams
3/28	@NOP	Demps, Gabriel, Giles III, Swanigan, Williams
3/30	@HOU	Bjelica, Gabriel, Giles III, Williams
3/31	@SAS	Bagley III, Gabriel, Giles III, Williams
4/2	HOU	Gabriel, Giles III, Johnson, Williams
4/4	CLE	Burks, Gabriel, Giles III, Johnson
4/5	@UTA	Cauley-Stein, Gabriel, Giles III, Johnson
4/7	NOP	Burks, Gabriel, Giles III, Koufos
4/10	@POR	Burks, Gabriel, Glles III, Koufos

THE KINGS WERE:

25-14	leading at the half
2-1	tied at the half
12-27	trailing at the half
29-6	leading after three quarters
1-3	tied after three quarters
9-34	trailing after three quarters
26-38	scoring 100+ points
2-5	scoring under 100 points
29-43	allowing opponent to score 100+ points
10-0	holding opponent to under 100 points
20-10	outrebounding opponent
2-2	tied with opponent in rebounding
18-31	outrebounded by opponent
23-26	bench outscores opponent
1-0	benches are tied
15-17	bench outscored by opponent bench
9-15	committing 15 or more turnovers
30-28	committing under 15 turnovers
31-8	outshooting opponent
1-1	tied FG% with opponent
7-34	outshot by opponent
12-8	shooting .500 or better from the field
27-35	shooting under .500 from the field
6-21	opponent shoots .500 or better from the field
33-22	opponent shoots under .500 from the field
31-22	outshooting opponents in 3pt FG%
0-0	tied in 3pt FG%
8-22	outshot by opponents in 3pt FG%
1-3	shooting .500 or better in 3pt FG%
14-11	outshooting or tied with opponents in FT%
25-32	outshot by opponents in FT%
25-27	shooting .700 or better in FT%
9-6	shooting 30 or more free throws
18-14	having more FT attempts than opponent
2-4	tied in free throw attempts with opponent
18-27	having less FT attempts than opponent
21-18	having more points in the paint than opponent
16-22	having less points in the paint than opponent
2-2	having same amount points in the paint
21-15	having more 2nd-chance points than opponent
17-26	having less 2nd-chance points than opponent
1-2	having same amount 2nd-chance points
35-29	having more fastbreak points than opponent
7-13	having less fastbreak points than opponent
0-1	having same amount fastbreak points

KINGS INDIVIDUAL TECHNICAL FOULS: 32

Marvin Bagley III	1	1/12
Nemanja Bjelica	2	11/25, 12/21
Bogdan Bogdanovic	1	2/13
Corey Brewer	1	3/28
Willie Cauley-Stein	5	10/17, 11/19, 12/19 3/14, 3/19
De'Aaron Fox	5	10/26, 11/19, 1/3, 1/7 3/30
Harry Giles III	4	12/4, 2/6, 3/14, 3/17
Buddy Hield	2	12/1, 2/25
Dave Joerger	8	11/7, 11/9, 12/27, 1/19, 3/26, 3/0, 4/5, 4/7
Iman Shumpert	3	12/1, 12/12, 1/14

Kings Flagrant Fouls: 4

Willie Cauley-Stein	1	12/8 (FLG-1 4:14, 4th)
Nemanja Bejlica	1	12/21 (FLG-1 3:15, 3rd)
Harry Giles	2	1/3 (FLG-1 9:04, 4th) 3/4 (FLG-2 5:07, 4th)

Kings Individual Ejections: 1

OPPONENT TECHNICAL FOULS: 34

OPPONENT EJECTIONS: 3
Malik Beasley at Denver, 2/13
Michael Malone at Denver, 2/13
Gregg Popovich at San Antonio, 3/31

OPPONENT FLAGRANT FOULS: 2

Danny Green-FLG1, 2:54, 3rd (Toronto)	11/7
DeMarcus Cousins-FLG1, 7:13, 2nd (Golden State)	2/21

2018-19 KINGS MISCELLANEOUS STATS

PLAYER	GAMES MISSED	REASON	DATE
Marvin Bagley III	2	Back Spams	12/1, 12/4
	11	Left Knee Bone Contusion	12/16, 12/17, 12/19, 12/21, 12/23, 12/26, 12/27, 12/30,1/1, 1/3, 1/5
	1	Rest - Return from Injury Management	1/8
	5	Left Knee Sprain	3/1, 3/4, 3/6, 3/9, 3/11
	1	Stomach Illness	3/31
Nemanja Bjelica	1	Rest - Load Management	1/22[DNP]
	1	Stomach Illness	3/30
Bogdan Bogdanovic	10	Left Knee Post Procedure Recovery	10/17, 10/19, 10/21, 10/23, 10/24, 10/26, 10/29, 10/30, 1/11, 11/4
	1	Load Management	11/9
	1	Sore Right Foot	12/19[DND]
Willie Cauley-Stein	1	Personal	4/5[NWT]
De'Aaron Fox	1	Rest - Load Management	1/22[DND]
Harry Giles III	11	Left Thigh Contusion	3/23, 3/24[DND], 3/26, 3/28, 3/30, 3/31, 4/2, 4/4, 4/5, 4/7, 4/10
Kosta Koufos	6	Right Hamstring Strain	10/17, 10/19, 10/21, 10/23, 10/24, 10/26
	4	Right Calf Soreness	11/12, 11/16, 11/17, 11/19
	4	Right Calf Strain	11/21, 11/24, 11/25, 11/29
	2	Left Calf Strain	4/7, 4/10
Iman Shumpert	1	Sore Left Hip	10/24
	3	Load Management	10/30, 11/25, 12/8
	2	Hip Contusion	12/16[DNP], 12/19[DND]
	1	Personal	12/17
	3	Sprained Right Index Finger	1/5, 1/7, 1/8
	1	Rest - Load Management	1/22[DNP]
Troy Williams	1	Sore Right Ankle	11/1
Games Missed	75		

***does not account for games missed due to coach's decision, two-way contracts or G League assignments**

IN WINS

Most consecutive wins	5	10/24-11/1
Most consecutive home wins	7	1/7-2/4
Most consecutive road wins	3	10/29-11/1
Largest margin of victory	31	11/1 at Atlanta (146-115)
at home	27	3/17 vs. Chicago (129-102)
on road	31	1/11 at Atlanta (146-115)
Largest lead in a game	37 (2)	11/1 at Atlanta (146-115)
	37	3/17 vs. Chicago (129-102)
at home	37	3/17 vs. Chicago (129-102)
on road	37	11/1 at Atlanta (146-115)
Largest deficit overcome to win	19	12/21 vs. Memphis (102-99)
at home	19	12/21 vs. Memphis (102-99)
on road	14 (2)	12/10 at Chicago (108-89) 1/19 at Detroit (103-101)
Never trailed in these games	4	12/4 @ Phoenix (122-105) 1/10 vs. Detroit (112-102) 2/10 vs. Phoenix (117-104) 4/2 vs. Cleveland (117-104)

IN LOSSES

Most consecutive losses	4	12/30-1/5
Most consecutive home losses	3	1/1-1/5
Most consecutive road losses	5	12/17-1/17
Largest margin of defeat	35	11/4 at Milwaukee (109-144)
at home	26	2/6 vs. Houston (101-127)
on road	35	11/4 at Milwaukee (109-144)
Largest deficit in a game	37	2/6 vs. Houston (101-127)
at home	37	2/6 vs. Houston (101-127)
on road	36	12/17 at Minnesota (105-132)
Largest blown lead in a loss	28 (2)	3/19 vs. Brooklyn (121-123) 4/10 @ Portland (131-136)
at home	28	3/19 vs. Brooklyn (121-123)
on road	28	4/10 @ Portland (131-136)
Never led in these games	5	10/23 at Denver (112-126) 12/26 at LA Clippers (118-127) 1/27 at LA Clippers (108-122) 4/2 vs. Houston (105-130) 4/5 at Utah (98-119)

BACK TO TABLE OF CONTENTS

2018-19 MISCELLANEOUS STATISTICS

2018-19 KINGS STARTING LINEUPS (10 different lineups used)

LINEUP (SF, PF, C, SG, PG)	RECORD	DATES USED
Hield, Bjelica, Cauley-Stein, Ferrell, Fox	0-2	10/17, 10/19
Shumpert, Bjelica, Cauley-Stein, Hield, Fox	23-16	10/21, 10/23, 10/26, 10/29, 11/1, 11/4, 11/7, 11/9, 11/10, 11/12, 11/16, 11/17, 11/19, 11/21, 11/24, 11/29, 12/1, 12/4, 12/7, 12/10, 12/12, 12/14, 12/23, 12/26, 12/27, 12/30, 1/1, 1/3, 1/10, 1/12, 1/14, 1/17, 1/19, 1/21, 1/25, 1/27, 1/30, 2/2, 2/4,
Jackson, Bjelica, Cauley-Stein, Hield, Fox	2-1	10/24, 10/30, 12/19
Bogdanovic, Bjelica, Cauley-Stein, Hield, Fox	2-6	11/25, 12/8, 12/16, 12/17, 1/5, 1/7, 1/8, 2/6
Shumpert, Cauley-Stein, Koufos, Hield, Fox	1-0	12/21
Bogdanovic, Bagley III, Cauley-Stein, Hield, Ferrell	0-1	1/22
Barnes, Bjelica, Cauley-Stein, Hield, Fox	8-9	2/8, 2/10, 2/13, 3/14, 3/15, 3/17, 3/19, 3/21, 3/23, 3/24, 3/26, 3/28, 3/31, 4/2, 4/4, 4/7, 4/10
Bogdanovic, Barnes, Cauley-Stein, Hield, Fox	3-5	2/21, 2/23, 2/27, 3/1, 3/4, 3/6, 3/9, 3/11
Barnes, Bagley III, Cauley-Stein, Hield, Fox	0-2	2/25, 3/30
Barnes, Bjelica, Bagley III, Hield, Fox	0-1	4/5

2018-19 REGULAR SEASON NOTES

The Kings finished their 34th season in Sacramento with a 39-43 record (24-17 at home, 15-26 on the road) ... Sacramento won 12 more games during the 2018-19 season that the previous season ... 39 wins in a single season is the most by a Kings team since Sacramento went 44-38 during the 2005-06 season ... 24 wins at home marks the most for the Kings since the 2007-08 season when Sacramento totaled 26 wins at home, which is also the last season where the team finished above .500 on their home floor ... Among the entire NBA, the Kings ranked ninth in scoring (114.2 ppg), 14th in assists (25.4 apg) and in rebounds (45.43 rpg) per game ... Sacramento also finished in the top-10 in the NBA in several statistical categories including, first in pace (103.89 possessions), fourth in three-point field goal percentage (.378 3pt%), first in fast break points (20.9 ppg), first in points off opponents turnovers (19.3 ppg), second in opponents turnovers (15.9 tpg), fifth in points in the paint (51.9 ppg), seventh in turnovers (13.4 tpg), ninth in offensive rebounds (11.05 rpg) and 10th in steals (8.28 spg) per game as well as seventh in assist-to-turnover ratio (1.9 ast/to) ... Sacramento's bench had the fifth highest points per game average this season (42.7 ppg) ... Sacramento won seven straight home games from Jan. 7, 2019 to Feb. 4, 2019 for their longest home winning streak since the Kings won 14 straight home outings from Jan. 15, 2006 to Mar. 21, 2006 ... The Kings set a new franchise mark for three-pointers made as Sacramento knocked down 927 shots from beyond the arc surpassing the previous record of 738 three-pointers made by the 2017-18 Kings team... This season, the Kings recorded 10-plus three-pointers in 59 games which is now the most games with 10 or more three-pointers in a single season in franchise history eclipsing the previous record of 34 games set during the 2016-17 season ... Sacramento went 20-for-36 from three-point range setting a new franchise record versus the Warriors on Jan. 5 ... Golden State made 21 three-pointers as well to combine for 41 three-point field goals, which was the NBA record for 11 days until the Warriors and Pelicans combined for 43 on Jan. 16, but it is still the only game in league history where two teams had made each made 20 three-pointers ... Sacramento recorded 100-plus points in 75 games this season, which is tied for the seventh most 100-point games in a single season in franchise history and the most by a Kings team in the Sacramento Era ... The Kings were 10-0 this season in games where they held opponents to fewer than 100 points as Sacramento was one of six teams to go undefeated in those instances along with Golden State (10-0), the Los Angeles Lakers (7-0), Oklahoma City (11-0), Philadelphia (12-0) and Washington (10-0) ... The Kings had nine or less turnovers in three straight games from Jan. 3 to Jan.7 as this was just the fifth time in franchise history since 1977-78 where the team had a three-game streak with nine or fewer turnovers... Sacramento had three two-game streaks this season with eight or less turnovers (Jan. 3 to Jan. 5, Feb. 27 to Mar. 1, Mar. 24 to Mar. 26), which is the most in a single season in franchise history as the Kings had just eight other instances with two or more consecutive games with just eight turnovers or less ... The Kings three two-game streaks with eight or less turnovers was the second most in the NBA this season only behind the Charlotte Hornets who had back-to-back games with eight or fewer turnovers four different times this season ... Sacramento won seven games this season when they were down by as many as 14 points throughout the contest, including three wins when they were down by nine or more points heading into the fourth quarter ... Sacramento won back-to-back games down by as many as 19 points against Memphis on Dec. 21 and New Orleans on Dec. 23 as the Kings were down by nine to the Grizzlies heading into the final frame and down 11 to the Pelicans through three quarters ... Sacramento had two game winning shots in comeback victories as they were down by as many as 14 points in those contests as Bogdan Bogdanovic hit a three-point shot on Dec. 27 to beat the Los Angeles Lakers, 117-116, and Buddy Hield also knocked down a shot from beyond the arc at the buzzer to secure the victory over the Detroit Pistons, 115-113, on Jan. 19 ... Sacramento went 3-1 this season against each Oklahoma City and Memphis ... This is the first time the Kings won three games in a single season against the Thunder since 2007-08, which was the last season OKC was in Seattle ... The last time the Kings won three contests against the Grizzlies in a single season was during the 2004-05 season ... The Kings won two games against Miami on Oct. 29 and on Feb. 8 to sweep the Heat for a second consecutive season and extend their win streak over Miami to four games, tying the longest streak against the Heat in franchise history ... The Kings beat the San Antonio Spurs, 104-99, on Nov. 12 snapping a 14-game losing streak to the Spurs as Sacramento went on to defeat San Antonio on Feb. 4 and Mar. 31 for the first season series sweep of the Spurs in franchise history ... Sacramento also went on to sweep the Mavericks during the 2018-19 season after winning 125-121 on Mar. 26 in Dallas to sweep the Mavs for the fourth time in franchise history and the first time since the 1997-98 season as the Kings have four straight road victories over the Mavericks for the longest road win streak against Dallas in franchise history.

2018-19 INDIVIDUAL NOTES

Kings guard Buddy Hield led the Kings in scoring averaging a new career-high 20.7 points per game as the third-year guard knocked down 278 three-pointers during the season, which is the fourth most by a single player in a season and seventh most overall in a single season, as he is one of five players in NBA history with 275-plus makes from three-point range as three other players also completed the feat in 2018-19 ... Hield set the new franchise single season three-point field goals made record surpassing current Assistant General Manager Peja Stojakovic's previous record of 240 from the 2003-04 season ... Hield shot .458% from the field, .427% from three-point distance and .886% from the free throw line as he was one of four players this season to make .450% of their field goal attempts, .425% of their three-point field attempts and .850 percent of their free throw attempts while making at least 300 field goals, 82 three-pointers and 125 free throws ... His .427 three-point field goal percentage ranked seventh in the NBA during the season as he became the fifth player in NBA history to shoot .425 percent or better on three-point field goal attempts while averaging 7.0-plus attempts from beyond the arc ... Hield also averaged 3.39 three-point field goals per game, setting the new single season franchise mark eclipsing Stojakovic who averaged 3.0 treys per game also during the 2003-04 season ... Hield became the only player in franchise history with multiple streaks of three games with five-plus makes from beyond the arc (4 games, 12/17-12/23; 3 games, 1/1-1/5; 3 games, 3/21-3/24) ... Hield scored in double figures in 78 games which was tied for the fourth most games with Kevin Durant, James Harden and Nikola Vucevic ... Hield is just the seventh player in franchise history to average 20.5 points or more in a player's first, second or third season ... Kings guard De'Aaron Fox averaged 17.3 points, 7.3 assists, 3.8 rebounds and 1.64 steals per game as he ranked eighth in assists per game and ninth in steals per game ... Fox became the first player in franchise history since the steal was first recorded in 1973-74 to average 17.0 points, 7.0 assists, 3.5 rebounds and 1.6 steals per game in a single season ... Fox was one of four players this season to post 17.0 points, 7.0 assists, 3.5 rebounds and 1.6 steals as he is one of nine players in NBA history to accrue those averages during a player's rookie or sophomore season ... He totaled 590 assists for the season, the fifth most by a Kings player in the Sacramento Era ... Fox dished out five-plus assists in 66 games this season, the fifth most league-wide as he had 17 games where he recorded 10 or more assists, the most since Rajon Rondo had 51 games with 10-plus assists in 2015-16 and Jason Williams had 18 in 1999-00 ... Fox was one of six players this season with a streak of 19 or more games with a steal (19 games, 12/19-1/27), tied for the 12th longest streak in franchise history ... Fox is the first Kings player with 30 points and 12 assists or better in two or more games since Reggie Theus also had two games with 30 points and 12 dimes during the 1985-86 season ... Totaled 31 points, 15 assists and 10 rebounds for his first career triple-double in a win at Atlanta (11/1) as he became the youngest player in NBA history to record a triple-double with 30 points, 15 assists and 10 boards or more ... Notched 30 points, eight assists and five boards in a win at New York (3/9) as he is the youngest player in franchise history to score 30-plus points at Madison Square Garden ... Recorded 25 points, 12 assists, five rebounds, three steals and one block (3/28) as he was just the eighth player in NBA history since 1983-84 with 25 points, five rebounds, 12 assists, three steals and one block in a single game before their 22nd birthday ... Fox was one of four players this season (Bradley Beal, LeBron James, John Wall) to record 25-5-12-3-1 in a single outing ... Kings forward Marvin Bagley III averaged 14.9 points and 7.6 rebounds per game ranking fifth in points per game and third in rebounds per game amongst rookies ... Bagley III posted 19 double-doubles this season, including 15 off the bench, which was the third most in 2018-19 ... Bagley III had seven games with 20 points and 10 boards as five of those games were as a reserve as he is tied for the second most 20-10 games off the bench as a rookie reserve in NBA history ... Scored 32 points to go with seven rebounds in a win vs. Phoenix (2/10) making him the fourth Kings rookie in the Sacramento Era with a 30-point performance as a reserve Grabbed 14 boards and added 28 points at Golden State (2/21) as he is one of three teenage rookies in league history with 28 points and 14 rebounds or better (LeBron James, Karl-Anthony Towns) ... Bagley III added 25 points and 11 rebounds at Minnesota (2/25) marking his fourth game with 22 points and 11 rebounds, the most in NBA history by a rookie in his teens ... He is one of nine rookies in franchise history with 28 points and 14 rebounds or better in a contest ... Posted 22 points, 12 rebounds and four blocks vs. Dallas (3/21) as he is only one of two rookies in NBA history to post 22 points, 12 boards and four blocks off the bench ... Bagley III secured a double-double with 20 points and 12 rebounds in his third career start at Houston (3/30) as he is the first player in NBA history to post 20 points and 10 rebounds or more in their first three career starts since starters were first listed during the 1970-71 season ... Kings center/forward Harry Giles recorded 10 points, eight rebounds, six asists, four steals and two blocks vs. Utah (11/25) as he is one of two Kings rookies in franchise history to total 10 points, eight rebounds, six assists, four steals and two blocks in a single game ... Kings guard Yogi Ferrell scored a season-high 19 points as he went 7-for-7 from the field and 4-of-4 on three-pointers in a win vs. San Antonio (2/4) as he was the 24th player in league history and one of three players this season to go perfect from the field while taking seven or more field goal attempts and four or more three-point field goal attempts.

HONORS: For the fourth straight season, a Kings player was selected to an All-Rookie team as Marvin Bagley III received All-Rookie First Team honors on May 21, 2018 after he averaged 14.9 points (.504 FG%, .313 3pt%, .691 FT%), 7.6 rebounds, 1.0 assists, 1.0 blocks and 25.3 minutes per game in 62 games (4 starts) ... Last season, Kings guard Bogdan Bogdanovic was selected to the All-Rookie Second Team ... Kings guard De'Aaron Fox was named a finalist for the Most Improved Player award after he averaged 17.3 ppg (.458 FG%, .371 3pt%, .727 FT%), 3.8 rpg, 7.3 apg, 1.6 spg, 0.6 bpg and 31.4 mpg in 81 games (81 starts) increasing his points per game by 5.7 points and assists per game by 2.9 assists ... Both Bagley III and Fox competed in the 2019 Mtn Dew Ice Rising Stars Challenge for Team USA on Feb 15. at 2019 All-Star Weekend in Charlotte as Bogdanovic was selected to play for Team World ... Fox also participated in 2019 Taco Bell® Skills Challenge at All-Star Weekend on Feb. 16 marking the second straight season a Kings player has participated in the event as Kings guard Buddy Hield was a participant in the contest in 2018 ... Hield appeared at All-Star Weekend on Feb. 16 as well as he competed in the 2019 MTN DEW 3-Point Contest and finished in third place.

2018-19 KINGS/OPPONENTS HIGHS/LOWS

KINGS HIGHS/LOWS

INDIVIDUAL - MOST		
Points (OT):	27	Hield, 1/1 vs. POR
Points:	37	Hield, 12/19 vs. OKC
Field Goals Made:	14	Hield, 3/14 @ BOS
Field Goals Attempted:	29	Hield, 2/27 vs. MIL
Free Throws Made:	11 (3)	Fox, 3/26 @ DAL
Free Throws Attempted:	14	Bagley III, 2/21 @ GSW
3PT Field Goals Made:	8	Hield, 1/5 vs. GSW
3PT FG Attempted:	14 (2)	Hield, 3/23 vs. PHX
Rebounds:	18	Cauley-Stein, 3/21 vs. DAL
Offensive Rebounds:	7 (3)	Brewer, 4/2 vs. HOU
Defensive Rebounds:	15	Cauley-Stein, 3/21 vs. DAL
Assists:	15	Fox, 11/1 @ ATL
Steals:	6	Fox, 3/24 @ LAL
Blocks:	5 (2)	Cauley-Stein, 2/10 vs. PHX
Turnovers:	8	Fox, 1/8 @ PHX
Minutes:	43	Bogdanovic, 2/27 vs. MIL
TEAM - MOST		
Points, Game (OT):	140	2/27 vs. Milwaukee
Points, Game:	146	11/1 @ Atlanta
Field Goals Made:	56	12/7 @ Cleveland
Field Goals Attempted:	118	2/27 vs. Milwaukee
Best Field Goal %:	.581	12/12 vs. Minnesota
Free Throws Made:	32	2/10 vs. Phoenix
Free Throws Attempted:	44	2/10 vs. Phoenix
Best Free Throw %:	.905	12/16 @ Dallas
3PT FG Made:	20	1/5vs. Golden State
3PT FG Attempted:	44	12/12 vs. Minnesota
Best 3PT FG %	.556	1/5 vs. Golden State
Rebounds:	59	11/19 vs. Oklahoma City
Offensive Rebounds:	20	2/6 vs. Houston
Defensive Rebounds:	48	1/7 vs. Orlando
Assists:	38	11/1 @ Atlanta
Personal Fouls:	30	11/21 @ Utah
Steals:	16	12/10 @ Chicago
Blocks:	11	2/10 vs. Phoenix
Turnovers:	26	1/8 @ Phoenix
Pts. Off Turnovers Allowed:	33	1/8 @ Phoenix
Points in the Paint:	80	3/17 vs. Chicago
2nd Chance Points:	23 (4)	4/7 vs. New Orleans
Fastbreak Points:	38 (2)	11/9 vs. Minnesota
Bench Points:	80	1/30 vs. Atlanta
TEAM - LEAST		
Points, Game:	86	11/10 vs. Los Angeles
Field Goals Made:	32	11/10 vs. Los Angeles
Field Goals Attempted:	80 (3)	3/6 vs. Boston
Worst Field Goal %:	.348	11/10 vs. Los Angeles
Free Throws Made:	4*	12/7 @ Cleveland
Free Throws Attempted:	7	12/7 @ Cleveland
Worst Free Throw %:	.450	10/23 @ Denver
3PT FG Made:	5	4/5 @ Utah
3PT FG Attempted:	18	10/24 vs. Memphis
Worst 3PT FG %:	.222	1/27 @ LA Clippers
Rebounds:	31	11/7 vs. Toronto
Offensive Rebounds:	5	10/17 vs. Utah
Defensive Rebounds:	23	4/10 @ Portland
Assists:	11	11/10 vs. Los Angeles
Steals:	3 (3)	4/2 vs. Houston
Blocks:	0	1/5 vs. Golden State
Turnovers:	6	4/7 vs. New Orleans
Personal Fouls:	13	4/7 vs. New Orleans

OPPONENT HIGHS/LOWS

INDIVIDUAL - MOST	
25	Lillard, 1/1 vs. POR
50	Harden, 3/30 @ HOU
17	Russell, 3/19 vs. BKN
33	Russell, 3/19 vs. BKN
17	Harden, 3/30 @ HOU
18	Harden, 3/30 @ HOU
10 (2)	Curry, 2/21 @ GSW
22	Harden, 3/30 @ HOU
24	Whiteside, 10/29 @ MIA
10 (2)	Aldridge, 3/31 @ SAS
19 (2)	Towns, 2/25 @ MIN
17	Westbrook, 12/19 vs. OKC
6 (2)	Westbrook, 12/19 vs. OKC
7	Durant, 2/21 @ GSW
8 (2)	Paul ,11/17 @ HOU
48	Layman, Trent Jr., Simons, 4/10 @ POR
OPPONENT TEAM - MOST	
141	2/27 vs. Milwaukee
149	10/19 @ New Orleans
56	10/19 @ New Orleans
112	2/27 vs. Milwaukee
.589	10/19 @ New Orleans
30	11/4 @ Milwaukee
38	10/17 vs. Utah
1.000 (2)	3/28 @ New Orleans
26	11/4 @ Milwaukee
61	11/4 @ Milwaukee
.583	4/10 @ Portland
66	12/19 vs. Oklahoma City
18 (2)	12/19 vs. Oklahoma City
48	12/19 vs. Oklahoma City
37	12/17 @ Minnesota
31	2/10 vs. Phoenix
18	1/8 @ Phoenix
14	2/27 vs. Milwaukee
27	12/10 @ Chicago
32	12/4 @ Phoenix
76	10/19 @ New Orleans
29	10/21 @ Oklahoma City
31	3/24 @ Los Angeles
68	11/4 @ Milwaukee
OPPONENT TEAM - LEAST	
89	12/10 @ Chicago
32	1/7 vs. Orlando
76	12/10 @ Chicago
.368	1/7 vs. Orlando
5	4/4 vs. Cleveland
9	4/4 vs. Cleveland
.412	11/10 vs. Los Angeles
6 (3)	2/10 vs. Phoenix
20	1/25 @ Memphis
.212	2/4 vs. San Antonio
35 (2)	3/6 vs. Boston
3	3/6 vs. Boston
27 (2)	1/30 vs. Atlanta
15	1/7 vs. Orlando
1	3/26 @ Dallas
0 (2)	12/14 vs. Golden State
7	4/2 vs. Houston
12	11/12 vs. San Antonio

BACK TO TABLE OF CONTENTS

2018-19 KINGS HALF HIGHS/LOWS

2018-19 REGULAR SEASON - SACRAMENTO KINGS HALF HIGHS/LOWS

INDIVIDUAL - MOST			
Points:	24	De'Aaron Fox	11/1/18 @ ATL (2nd)
Field Goals Made:	9	Iman Shumpert	11/19/18 vs. OKC (1st)
Field Goals Attempted:	15 (3)	Buddy Hield	2/13/19 @ DEN (2nd)
Free Throws Made:	10	Marvin Bagley III	2/10/19 vs. PHX (2nd)
Free Throws Attempted:	11	Marvin Bagley III	2/10/19 vs. PHX (2nd)
3PT Field Goals Made:	5 (8)	Bogdan Bogdanovic	3/30/19 @ HOU (1st)
3PT FG Attempted:	10	Buddy Hield	12/17/18 @ MIN (1st)
Rebounds:	13	Willie Cauley-Stein	3/21/19 vs. DAL (2nd)
Offensive Rebounds:	7	Corey Brewer	4/2/19 vs. HOU (2nd)
Defensive Rebounds:	12	Willie Cauley-Stein	3/21/19 vs. DAL (2nd)
Assists:	10	De'Aaron Fox	11/1/18 @ ATL (1st)
Steals:	4 (3)	De'Aaron Fox	3/4/19 vs. NYK (2nd)
Blocks:	4	Marvin Bagley III	10/23/18 @ DEN (2nd)
Turnovers:	7	De'Aaron Fox	1/8/19 @ PHX (2nd)
TEAM - MOST			
Points, Game:	87		4/10/19 @ POR (1st)
Field Goals Made:	32		4/10/19 @ POR (1st)
Field Goals Attempted:	56		12/27/18 vs. LAL (1st)
Best Field Goal %:	.667		4/10/19 @ POR (1st)
Free Throws Made:	23		2/10/19 vs. PHX (1st)
Free Throws Attempted:	30		2/10/19 vs. PHX (1st)
3PT FG Made:	13		4/10/19 @ POR (1st)
3PT FG Attempted:	24		12/14/18 vs. GSW (2nd)
Best 3PT FG %	.688		3/31/19 @ HOU (1st)
Rebounds:	33		10/24/18 vs. MEM (2nd)
Offensive Rebounds:	12 (2)		4/2/19 vs. HOU (2nd)
Defensive Rebounds:	24 (4)		3/21/19 vs. DAL (2nd)
Assists:	22 (2)		11/1/18 @ ATL (1st)
Personal Fouls:	18		11/9/18 vs. MIN (2nd)
Steals:	10		2/25/19 @ MIN (2nd)
Blocks:	8		2/10/19 vs. PHX (2nd)
Turnovers:	17		1/8/19 @ PHX (2nd)
Pts. Off Turnovers Allowed:	23		1/8/19 @ PHX (2nd)
Points in the Paint:	46		3/17/19 vs. CHI (2nd)
2nd Chance Points:	16 (2)		4/7/19 vs. NOP (2nd)
Fastbreak Points:	26		11/9/18 vs. MIN (1st)
TEAM - LEAST			
Points, Game:	34		1/21/19 @ BKN (2nd)
Field Goals Made:	12		1/8/19 @ PHX (2nd)
Field Goals Attempted:	33		1/8/19 @ PHX (2nd)
Worst Field Goal %:	.292		12/21/18 vs. MEM (1st)
Free Throws Made:	0 (2)		1/12/19 vs. CHA (2nd)
Free Throws Attempted:	2 (6)		1/21/19 @ BKN (2nd)
3PT FG Made:	1 (2)		12/26/18 @ LAC (1st)
3PT FG Attempted:	7 (4)		2/23/19 @ OKC (2nd)
Rebounds:	13 (2)		4/10/19 @ POR (2nd)
Assists:	5 (2)		3/9/19 @ NYK (1st)

2018-19 OPPONENTS HALF HIGHS/LOWS

2018-19 REGULAR SEASON - OPPONENTS HALF HIGHS/LOWS

INDIVIDUAL - MOST			
Points:	34	Jamal Murray	1/3/19 vs. DEN (2nd)
Field Goals Made:	12	Jamal Murray	1/3/19 vs. DEN (2nd)
Field Goals Attempted:	20	Jamal Murray	1/3/19 vs. DEN (2nd)
Free Throws Made:	12	James Harden	3/30/19 @ HOU (1st)
Free Throws Attempted:	14	Allonzo Trier	3/4/19 vs. NYK (2nd)
3PT Field Goals Made:	6 (3)	James Harden	02/06/19 vs. HOU (1st)
3PT FG Attempted:	14	Stephen Curry	1/5/19 vs. GSW (2nd)
Rebounds:	15 (2)	Steven Adams	12/19/18 vs. OKC (1st)
Offensive Rebounds:	7	Steven Adams	12/19/18 vs. OKC (1st)
Defensive Rebounds:	13	Hassan Whiteside	10/29/18 @ MIA (1st)
Assists:	13	Russell Westbrook	12/19/18 vs. OKC (2nd)
Steals:	4 (3)	P.J. Tucker	2/06/19 vs. HOU (1st)
Blocks:	6	Kevin Durant	2/21/19 @ GSW (1st)
Turnovers:	5 (7)	Russell Westbrook	2/23/19 @ OKC (2nd)
TEAM - MOST			
Points, Game:	77		10/19/18 @ NOP (2nd)
Field Goals Made:	29 (5)		4/10/19 @ POR (2nd)
Field Goals Attempted:	60		2/6/19 vs. HOU (1st)
Best Field Goal %:	.659		4/10/19 @ POR (2nd)
Free Throws Made:	22		10/29/18 @ MIA (2nd)
Free Throws Attempted:	30		10/29/18 @ MIA (2nd)
3PT FG Made:	16		4/2/19 vs. HOU (2nd)
3PT FG Attempted:	34		4/2/19 vs. HOU (2nd)
Best 3PT FG %	.632		10/19/18 @ NOP (2nd)
Rebounds:	36 (2)		2/13/19 @ DEN (2nd)
Offensive Rebounds:	12 (3)		3/1/19 vs. LAC (2nd)
Defensive Rebounds:	28		12/17/18 @ MIN (1st)
Assists:	23		12/17/18 @ MIN (1st)
Personal Fouls:	20		12/23/18 vs. NOP (2nd)
Steals:	12		1/8/19 @ PHX (2nd)
Blocks:	8		2/21/19 @ GSW (1st)
Turnovers:	16 (2)		2/25/19 @ MIN (2nd)
Pts. Off Turnovers Allowed:	22 (2)		12/7/18 @ CLE (2nd)
Points in the Paint:	46 (2)		12/17/18 @ MIN (1st)
2nd Chance Points:	18		10/21/18 @ OKC (1st)
Fastbreak Points:	21		11/19/18 vs. OKC (1st)
TEAM - LEAST			
Points, Game:	33		12/10/18 @ CHI (2nd)
Field Goals Made:	12 (3)		1/7/19 vs. ORL (1st)
Field Goals Attempted:	34 (3)		2/25/19 @ MIN (2nd)
Worst Field Goal %:	.295		10/24/18 vs. MEM (2nd)
Free Throws Made:	1 (3)		12/21/18 vs. MEM (1st)
Free Throws Attempted:	1 (2)		11/12/18 vs. SAS (1st)
3PT FG Made:	1 (2)		3/14/19 @ PHI (1st)
3PT FG Attempted:	8		3/31/19 @ SAS (1st)
Rebounds:	12		1/10/19 vs. DET (1st)
Assists:	6 (4)		3/9/19 @ NYK (1st)

BACK TO TABLE OF CONTENTS

2018-19 KINGS QUARTER HIGHS/LOWS

2018-19 REGULAR SEASON - SACRAMENTO KINGS QUARTER HIGHS/LOWS

INDIVIDUAL - MOST

Points:	21	De'Aaron Fox	11/1/18 @ ATL (3rd)
Field Goals Made:	7	Marvin Bagley III	3/30/19 @ HOU (3rd)
Field Goals Attempted:	11	Buddy Hield	2/27/19 vs. MIL (3rd)
Free Throws Made:	8	Marvin Bagley III	2/10/19 vs. PHX (4th)
Free Throws Attempted:	9 (3)	Marvin Bagley III	2/10/19 vs. PHX (4th)
3PT Field Goals Made:	5	Buddy Hield	1/5/19 vs. GSW (3rd)
3PT FG Attempted:	7	Buddy Hield	2/27/19 vs. MIL (3rd)
Rebounds:	10	Corey Brewer	4/2/19 vs. HOU (4th)
Offensive Rebounds:	7	Corey Brewer	4/2/19 vs. HOU (4th)
Defensive Rebounds:	7 (2)	Willie Cauley-Stein	3/21/19 vs. DAL (3rd)
Assists:	6 (4)	De'Aaron Fox	3/9/19 @ NYK (3rd)
Steals:	4	De'Aaron Fox	12/10/18 @ CHI (3rd)
Blocks:	3 (2)	Nemanja Bjelica	12/26/18 @ LAC (3rd)
Turnovers:	4 (4)	Buddy Hield	2/6/19 vs. HOU (3rd)

TEAM - MOST

Points, Game:	48	4/10/19 @ POR (2nd)
Field Goals Made:	19	4/10/19 @ POR (2nd)
Field Goals Attempted:	31 (3)	4/7/19 vs. NOP (1st)
Best Field Goal %:	.704	4/10/19 @ POR (2nd)
Free Throws Made:	15	11/29/18 vs. LAC (2nd)
Free Throws Attempted:	17	2/10/19 vs. PHX (4th)
3PT FG Made:	8	4/10/19 @ POR (2nd)
3PT FG Attempted:	15	4/7/19 vs. NOP (4th)
Best 3PT FG %:	1.000	10/17/18 vs. UTA (1st)
Rebounds:	19 (3)	2/13/19 @ DEN (2nd)
Offensive Rebounds:	10	4/2/19 vs. HOU (4th)
Defensive Rebounds:	15	1/7/19 vs. ORL (2nd)
Assists:	12 (5)	1/21/19 @ BKN (2nd)
Personal Fouls:	10	11/25/18 vs. UTA (4th)
Steals:	7	12/10/18 @ CHI (3rd)
Blocks:	5 (3)	2/10/19 vs. PHX (4th)
Turnovers:	10	1/8/19 @ PHX (3rd)
Pts. Off Turnovers Allowed:	16	2/25/19 @ MIN (2nd)
Points in the Paint:	24 (2)	4/7/19 vs. NOP (1st)
2nd Chance Points:	12	12/8/18 @ IND (1st)
Fastbreak Points:	20	2/4/19 vs. SAS (1st)

TEAM - LEAST

Points, Game:	9	1/21/19 @ BKN (4th)
Field Goals Made:	4 (2)	1/21/19 @ BKN (4th)
Field Goals Attempted:	16	1/8/19 @ PHX (3rd)
Worst Field Goal %:	.167	1/21/19 @ BKN (4th)
Free Throws Made:	0	several times
Free Throws Attempted:	0 (9)	3/28/19 @ NOP (1st)
3PT FG Made:	0	several times
3PT FG Attempted:	1	1/8/19 @ PHX (3rd)
Rebounds:	4 (2)	4/10/19 @ POR (4th)
Assists:	1	11/19/18 vs. OKC (3rd)

2018-19 OPPONENTS QUARTER HIGHS/LOWS

2018-19 REGULAR SEASON - OPPONENTS QUARTER HIGHS/LOWS

INDIVIDUAL - MOST

Points:	27	D'Angelo Russell	3/19/19 vs. BKN (4th)
Field Goals Made:	10	D'Angelo Russell	3/19/19 vs. BKN (4th)
Field Goals Attempted:	15	D'Angelo Russell	3/19/19 vs. BKN (4th)
Free Throws Made:	8 (3)	James Harden	3/30/19 @ HOU (1st)
Free Throws Attempted:	9	James Harden	3/30/19 @ HOU (1st)
3PT Field Goals Made:	4 (5)	Kyle Kuzma	3/24/19 @ LAL (3rd)
3PT FG Attempted:	9	Stephen Curry	1/5/19 vs. GSW (4th)
Rebounds:	13	Hassan Whiteside	10/29/18 @ MIA (1st)
Offensive Rebounds:	5	Steven Adams	10/21/18 @ OKC (1st)
Defensive Rebounds:	11	Hassan Whiteside	10/29/18 @ MIA (1st)
Assists:	9	Russell Westbrook	12/19/18 vs. OKC (4th)
Steals:	3 (4)	P.J. Tucker	2/6/19 vs. HOU (1st)
Blocks:	4	Hassan Whiteside	10/29/18 @ MIA (1st)
Turnovers:	5 (2)	Damian Lillard	1/14/19 vs. POR (1st)

TEAM - MOST

Points, Game:	45	3/19/19 vs. BKN (4th)
Field Goals Made:	17 (5)	4/10/19 @ POR (4th)
Field Goals Attempted:	33	10/21/18 @ OKC (1st)
Best Field Goal %:	.708 (2)	4/10/19 @ POR (4th)
Free Throws Made:	14	11/25/18 vs. UTA (4th)
Free Throws Attempted:	18	11/25/18 vs. UTA (4th)
3PT FG Made:	10	4/2/19 vs. HOU (4th)
3PT FG Attempted:	18	4/2/19 vs. HOU (4th)
Best 3PT FG %:	.727 (2)	1/5/19 vs. GSW (1st)
Rebounds:	20 (2)	3/23/19 @ LAL (1st)
Offensive Rebounds:	8 (3)	2/13/19 @ DEN (4th)
Defensive Rebounds:	16	3/23/19 @ LAL (1st)
Assists:	17	10/21/18 @ DEN (1st)
Personal Fouls:	12	12/23/18 vs. NOP (4th)
Steals:	8	1/8/19 @ PHX (3rd)
Blocks:	6 (2)	3/24/19 @ LAL (3rd)
Turnovers:	12	11/17/18 @ HOU (4th)
Pts. Off Turnovers Allowed:	14	1/10/19 vs. DET (2nd)
Points in the Paint:	26 (2)	3/14/19 @ BOS (2nd)
2nd Chance Points:	16	10/21/18 @ OKC (1st)
Fastbreak Points:	20	3/24/19 @ LAL (3rd)

TEAM - LEAST

Points, Game:	9	12/4/18 @ PHO (1st)
Field Goals Made:	3	12/4/18 @ PHO (1st)
Field Goals Attempted:	15	2/25/19 @ MIN (4th)
Worst Field Goal %:	.250 (3)	2/8/19 vs. MIA (4th)
Free Throws Made:	0	several times
Free Throws Attempted:	0 (22)	4/2/19 vs. CLE (3rd)
3PT FG Made:	0	several times
3PT FG Attempted:	1	3/31/19 @ SAS (2nd)
Rebounds:	5 (3)	12/10/18 @ CHI (3rd)
Assists:	1 (2)	3/9/19 @ ATL (2nd)

BACK TO TABLE OF CONTENTS

2018-19 NBA STANDINGS

WESTERN CONFERENCE

SOUTHWEST DIVISION

TEAM	W	L	PCT	GB	HOME	ROAD
Houston	53	29	.646	-	31-10	22-19
San Antonio	48	34	.585	5	32-9	16-25
Dallas	33	49	.402	20	24-17	9-32
Memphis	33	49	.402	20	21-20	12-29
New Orleans	33	49	.402	20	19-22	14-27

NORTHWEST DIVISION

TEAM	W	L	PCT	GB	HOME	ROAD
Denver	54	28	.659	-	34-7	20-21
Portland	53	29	.646	1	32-9	21-20
Utah	50	32	.610	4	29-12	21-20
Oklahoma City	49	33	.598	5	27-14	22-19
Minnesota	36	46	.439	18	25-16	11-30

PACIFIC DIVISION

TEAM	W	L	PCT	GB	HOME	ROAD
Golden State	57	25	.695	-	30-11	27-14
L.A. Clippers	48	34	.585	9	26-15	22-19
Sacramento	39	43	.476	18	24-17	15-26
L.A. Lakers	37	45	.451	20	22-19	15-26
Phoenix	19	63	.232	38	12-29	7-34

EASTERN CONFERENCE

ATLANTIC DIVISION

TEAM	W	L	PCT	GB	HOME	ROAD
Toronto	58	24	.707	-	32-9	26-15
Philadelphia	51	31	.622	7	31-10	20-21
Boston	49	33	.598	9	28-13	21-20
Brooklyn	42	40	.512	16	23-18	19-22
New York	17	65	.207	41	9-32	8-33

CENTRAL DIVISION

TEAM	W	L	PCT	GB	HOME	ROAD
Milwaukee	60	22	.732	-	33-8	27-14
Indiana	48	34	.585	12	29-12	19-22
Detroit	41	41	.500	19	26-15	15-26
Chicago	22	60	.268	38	9-32	13-28
Cleveland	19	63	.232	41	13-28	6-35

SOUTHEAST DIVISION

TEAM	W	L	PCT	GB	HOME	ROAD
Orlando	42	40	.512	-	25-16	17-24
Charlotte	39	43	.476	3	25-16	14-27
Miami	39	43	.476	3	19-22	20-21
Washington	32	50	.390	10	22-19	10-31
Atlanta	29	53	.354	13	17-24	12-29

KINGS VS. NBA — 2018-19

ATLANTIC (3-7)
Boston 0-2
Brooklyn 0-2
New York 2-0
Philadelphia 1-1
Toronto 0-2

CENTRAL (7-3)
Chicago 2-0
Cleveland 2-0
Detroit 2-0
Indiana 1-1
Milwaukee 0-2

SOUTHEAST (8-2)
Atlanta 2-0
Charlotte 1-1
Miami 2-0
Orlando 2-0
Washington 1-1

SOUTHWEST (10-8)
Dallas 3-0
Houston 0-4
Memphis 3-1
New Orleans 1-3
San Antonio 3-0

NORTHWEST (7-11)
Denver 0-3
Minnesota 2-2
Oklahoma City 3-1
Portland 1-2
Utah 1-3

PACIFIC (4-12)
Golden State 0-4
LA Clippers 0-4
LA Lakers 1-3
Phoenix 3-1

KINGS RECORD

	Overall	Home	Road	OT
TOTALS	39-43	24-17	15-26	0-2

HOME—ROAD—OVERTIME SPLITS

	OVERALL	HOME	ROAD	OT
WESTERN	21-31	13-13	8-18	0-1
Northwest	7-11	4-5	3-6	0-1
Pacific	4-12	3-5	1-7	
Southwest	10-8	6-3	4-5	

	OVERALL	HOME	ROAD	OT
EASTERN	18-12	11-4	7-8	0-1
Atlantic	3-7	2-3	1-4	
Central	7-3	4-1	3-2	0-1
Southeast	8-2	5-0	3-2	

2018-19 NBA INDIVIDUAL LEADERS

SCORING AVERAGE

PLAYER, TEAM	G	FG	FT	PTS	AVG
Harden, Hou.	78	843	754	2818	36.1
George, OKC.	77	707	453	2159	28.0
Antetokounmpo, Mil.	72	721	500	1994	27.7
Embiid, Phi.	64	580	522	1761	27.5
Curry, G.S.	69	632	263	1881	27.3
Leonard, Tor.	60	560	364	1596	26.6
Booker, Pho.	64	586	393	1700	26.6
Durant, G.S.	78	721	448	2027	26.0
Lillard, Por.	80	681	468	2067	25.8
Walker, Cha.	82	731	380	2102	25.6
Beal, Was.	82	764	362	2099	25.6
Griffin, Det.	75	619	414	1841	24.5
Towns, Min.	77	681	376	1880	24.4
Irving, Bos.	67	604	214	1596	23.8
Mitchell, Utah	77	661	319	1829	23.8
LaVine, Chi.	63	530	312	1492	23.7
Westbrook, OKC.	73	630	296	1675	22.9
Thompson, G.S.	78	655	129	1680	21.5
Randle, N.O.	73	571	356	1565	21.4
Aldridge, S.A.	81	684	349	1727	21.3

REBOUNDS PER GAME

PLAYER, TEAM	G	FG	FT	PTS	AVG
Drummond,Det.	78	399	848	1247	16.0
Jordan, LA-C	77	329	842	1171	15.2
Howard, Cha.	81	255	757	1012	12.5
Towns, Min.	82	238	774	1012	12.3
Davis, N.O.	75	187	645	832	11.1
Kanter, N.Y.	71	273	507	780	11.0
Embiid, Phi.	63	143	547	690	11.0
Capela, Hou.	74	241	561	802	10.8
Jokic, Den.	75	195	608	803	10.7
Westbrook, OKC.	80	152	652	804	10.1
Antetokounmpo, Mil.	75	156	597	753	10.0
Love, Cle.	59	101	445	546	9.3
Adams, OKC.	76	384	301	685	9.0
Nurkic, Por.	79	189	519	708	9.0
James, Cle.	82	97	612	709	8.6
Valanciunas, Tor.	77	183	477	660	8.6
Aldridge, S.A.	75	246	389	635	8.5
Simmons, Phi.	81	145	514	659	8.1
Gasol, Mem.	73	78	514	592	8.1
Gasol, S.A.	77	129	490	619	8.0

ASSISTS PER GAME

PLAYER, TEAM	G	AST	AVG
Westbrook, OKC.	73	784	10.7
Lowry, Tor.	65	564	8.7
Paul, Hou.	58	473	8.2
Young, Atl.	81	653	8.1
Holiday, N.O.	67	518	7.7
B. Simmons, Phi.	79	610	7.7
Harden, Hou.	78	586	7.5
Fox, Sac.	81	590	7.3
Jokic, Den.	80	580	7.3
Russell, Brk.	81	563	7.0
Irving, Bos.	67	464	6.9
Lillard, Por.	80	551	6.9
Green, G.S.	66	454	6.9
Booker, Pho.	64	433	6.8
Conley, Mem.	70	449	6.4
DeRozan, S.A.	77	475	6.2
Rubio, Utah	68	416	6.1
Collison, Ind.	76	459	6.0
Doncic, Dal.	72	429	6.0
Walker, Cha.	82	484	5.9

FIELD GOAL PCT

PLAYER, TEAM	FG	FGA	PCT
Gobert, Utah	476	712	.669
Capela, Hou.	474	732	.648
McGee, LA-L	400	641	.624
Bryant, Was.	309	502	.616
Harrell, LA-C	546	888	.615
Adams, OKC.	481	809	.595
Sabonis, Ind.	413	700	.590
Allen, Brk.	335	568	.590
Favors, Utah	363	619	.586
Ayton, Pho.	509	870	.585

3-PT FIELD GOAL PCT.

PLAYER, TEAM	3FG	3GA	PCT
Harris, Brk.	183	386	.474
Green, Tor.	198	435	.455
Curry, Por.	113	251	.450
Curry, G.S.	354	810	.437
Gallinari, LA-C	161	372	.433
Bertans, S.A.	145	338	.429
Held, Sac.	278	651	.427
Brogdon, Mil.	104	244	.426
Forbes, S.A.	176	413	.426
Bogdanovic, Ind.	164	386	.425

FREE THROW PCT.

PLAYER, TEAM	FT	FTA	PCT
Brogdon, Mil.	141	152	.928
Curry, G.S.	263	287	.916
Lillard, Por.	468	513	.912
Gallinari, LA-C	367	406	.904
Redick, Phi.	228	255	.894
Lamb, Cha.	231	260	.888
Green, Was.	183	206	.888
Held, Sac.	171	193	.886
Durant, G.S.	448	506	.885
Hood, Cle.-Por.	137	155	.884

STEALS PER GAME

PLAYER, TEAM	G	STL	AVG
George, OKC.	77	170	2.21
Harden, Hou.	78	158	2.03
Paul, Hou.	58	114	1.97
Westbrook, OKC.	73	142	1.95
Butler, Min.-Phi.	65	123	1.89
Smart, Bos.	80	143	1.79
Leonard, Tor.	60	106	1.77
Drummond, Det.	79	136	1.72
Fox, Sac.	81	133	1.64
Holiday, N.O.	67	109	1.63

BLOCKS PER GAME

PLAYER, TEAM	G	BLK	AVG
Turner, Ind.	74	199	2.69
Robinson, N.Y.	66	161	2.44
Gobert, Utah	81	187	2.31
Lopez, Mil.	81	179	2.21
McGee, LA-L	75	148	1.97
Embiid, Phi.	64	122	1.91
Whiteside, Mia.	72	136	1.89
Drummond, Det.	79	138	1.75
Towns, Min.	77	125	1.62
Antetokounmpo, Mil.	72	110	1.53

MINUTES PER GAME

PLAYER, TEAM	G	MIN	AVG
Beal, Was.	82	3028	36.9
George, OKC.	77	2841	36.9
Harden, Hou.	78	2867	36.8
Westbrook, OKC.	73	2630	36.0
Holiday, N.O.	67	2402	35.9
Lillard, Por.	80	2838	35.5
Booker, Pho.	64	2242	35.0
Griffin, Det.	75	2622	35.0
DeRozan, S.A.	77	2688	34.9
Walker, Cha.	82	2863	34.9

MINIMUMS FOR THE LEADERS:

Scoring Average: 70% Games (58 in 82-game season)
Rebounds Per Game: 70% Games (58 in 82-game season)
Field Goal Percentage: 300 FG Made
Free Throw Percentage: 125 FT Made
3-Point. FG Percentage: 82 3-Pt. FG Made
Assists Per Game: 70% Games (58 in 82-game season)
Steals Per Game: 70% Games (58 in 82-game season)
Blocks Per Game: 70% Games (58 in 82-game season)
Minutes Per Game: 70% Games (58 in 82-game season)

BACK TO TABLE OF CONTENTS

SCORING AVERAGE

PLAYER, TEAM	G	FG	FT	PTS	AVG
Doncic, Dal.	72	506	346	1526	21.2
Young, Atl.	81	525	343	1549	19.1
Sexton, Cle.	82	519	214	1371	16.7
Ayton, Pho.	71	509	141	1159	16.3
Bagley, Sac.	62	356	181	923	14.9
Jackson, Mem.	58	298	151	798	13.8
Knox, N.Y.	75	338	162	963	12.8
Trier, N.Y.	64	232	179	695	10.9
Gilgeous-Alexander, LA-C	82	341	156	889	10.8
Carter, Chi.	44	180	89	455	10.3
Huerter, Atl.	75	275	41	727	9.7
Brunson, Dal.	73	264	87	678	9.3
Shamet, Phi.-LA-C	79	240	75	722	9.1
Kurucs, Brk.	63	202	72	534	8.5
Bridges, Pho.	82	242	95	684	8.3
Jackson, N.O.	61	194	54	495	8.1
Okogie, Min.	74	196	118	570	7.7
Bridges, Cha.	80	237	58	597	7.5
Robinson, N.Y.	66	202	81	485	7.3
Giles, Sac.	58	175	58	408	7.0

REBOUNDS PER GAME

PLAYER, TEAM	G	OFF	DEF	TOT	AVG
Ayton, Pho.	71	223	506	729	10.3
Doncic, Dal.	72	86	477	563	7.8
Bagley, Sac.	62	162	309	471	7.6
Carter, Chi.	44	87	220	307	7.0
Robinson, N.Y.	66	177	246	423	6.4
Bamba, Orl.	47	64	169	233	5.0
Williams, N.O.	46	55	164	219	4.8
Jackson, Mem.	58	73	199	272	4.7
Knox, N.Y.	75	61	274	335	4.5
Spellman, Atl.	46	72	122	194	4.2
Hutchison, Chi.	44	31	154	185	4.2
Bridges, Cha.	80	67	256	323	4.0
Kurucs, Brk.	63	56	190	246	3.9
Giles, Sac.	58	66	156	222	3.8
Bolden, Phi.	44	47	118	165	3.8
Young, Atl.	81	64	237	301	3.7
Huerter, Atl.	75	60	185	245	3.3
Bridges, Pho.	82	56	208	264	3.2
Trier, N.Y.	64	31	166	197	3.1
Okogie, Min.	74	41	177	218	2.9

ASSISTS PER GAME

PLAYER, TEAM	G	AST	AVG
Young, Atl.	81	653	8.1
Doncic, Dal.	72	429	6.0
Gilgeous-Alexander, LA-C	82	270	3.3
Melton, Pho.	50	159	3.2
Brunson, Dal.	73	230	3.2
Sexton, Cle.	82	243	3.0
Huerter, Atl.	75	214	2.9
Graham, Cha.	46	121	2.6
Okobo, Pho.	53	127	2.4
Briscoe, Orl.	39	87	2.2
Bridges, Pho.	82	173	2.1
Adams, Atl.	34	65	1.9
Trier, N.Y.	64	119	1.9
Williams, N.O.	46	83	1.8
Carter, Chi.	44	78	1.8
Carter, Mem.	39	69	1.8
Ayton, Pho.	71	125	1.8
Holiday, Ind.	50	87	1.7
Wanamaker, Bos.	36	56	1.6
Brown, Was.	52	80	1.5

FIELD GOAL PCT

PLAYER, TEAM.	FG	FGA	PCT
Allen, Bkn.	234	397	.589
Collins, Atl.	314	545	.576
Simmons, Phi.	544	998	.545
Adebayo, Mia.	174	340	.512
Kleber, Dal.	151	309	.489
Tatum, Bos.	397	835	.475
Anunoby, Tor.	163	346	.471
Hart, LA-L	176	375	.469
Kuzma, LA-L	468	1039	.450
Bogdanovic, Sac.	344	772	.446

3-PT FIELD GOAL PCT.

PLAYER, TEAM	3FG	3GA	PCT
Shamet, Phi.-LA-C	167	396	.422
Sexton, Cle.	119	296	.402
Trier, N.Y.	52	132	.394
Huerter, Atl.	136	353	.385
Gilgeous-Alexander, LA-C	51	139	.367
Jackson, Mem.	51	142	.359
Brunson, Dal.	63	181	.348
Spellman, Atl.	44	128	.344
Knox, N.Y.	125	364	.343
Holiday, Ind.	43	127	.339

FREE THROW PCT.

PLAYER, TEAM	FT	FTA	PCT
Sexton, Cle.	214	255	.839
Young, Atl.	343	414	.829
Shamet, Phi.-LA-C	75	93	.806
Bridges, Pho.	95	118	.805
Trier, N.Y.	179	223	.803
Gilgeous-Alexander, LA-C	156	195	.800
Carter, Chi.	89	112	.795
Kurucs, Brk.	72	92	.783
Jackson, Mem.	151	197	.766
Ayton, Pho.	141	189	.746

STEALS PER GAME

PLAYER, TEAM	G	STL	AVG
Bridges, Pho.	82	129	1.57
Melton, Pho.	50	68	1.36
Okogie, Min.	74	88	1.19
Gilgeous-Alexander, LA-C	82	96	1.17
Doncic, Dal.	72	77	1.07
Williams, N.O.	46	45	0.98
Jackson, Mem.	58	52	0.90
Young, Atl.	81	72	0.89
Huerter, Atl.	75	65	0.87
Ayton, Pho.	71	61	0.86

BLOCKS PER GAME

PLAYER, TEAM	G	BLK	AVG
Robinson, N.Y.	66	161	2.44
Jackson, Mem.	58	82	1.41
Bamba, Orl.	47	64	1.36
Carter, Chi.	44	58	1.32
Williams, Bos.	32	40	1.25
Bagley, Sac.	62	59	0.95
Ayton, Pho.	71	67	0.94
Bolden, Phi.	44	39	0.89
Bridges, Cha.	80	49	0.61
Gilgeous-Alexander, LA-C	82	45	0.55

MINUTES PER GAME

PLAYER, TEAM	G	MIN	AVG
Doncic, Dal.	72	2318	32.2
Sexton, Cle.	82	2605	31.8
Young, Atl.	81	2503	30.9
Ayton, Pho.	71	2183	30.7
Bridges, Pho.	82	2417	29.5
Knox, N.Y.	75	2158	28.8
Huerter, Atl.	75	2048	27.3
Gilgeous-Alexander, LA-C	82	2174	26.5
Jackson, Mem.	58	1515	26.1
Bagley, Sac.	62	1567	25.3

MINIMUMS FOR ROOKIE LEADERS:

Scoring Average: 35% Games (29 in 82-game season)
Rebounds Per Game: 35% Games (29 in 82-game season)
Field Goal Percentage: 150 FG Made
Free Throw Percentage: 75 FT Made
3-Point. FG Percentage: 41 3-Pt. FG Made
Assists Per Game: 35% Games (29 in 82-game season)
Steals Per Game: 35% Games (29 in 82-game season)
Blocks Per Game: 35% Games (29 in 82-game season)
Minutes Per Game: 35% Games (29 in 82-game season)

TEAMS' STATISTICS, RANK WITHIN LEAGUE

	Points/game	FG pct.	FT pct.	3-pt FG pct.	Off. Reb./gm	Def. Reb./gm	Rebounds/game	Assists/game	Steals/game	Turnovers/gm	Blocks/gm	Pers.Fouls/gm	DQ/game
ATL	12	21	21	16	4	18	12	10	11	30	14	29t	23t
BOS	14	14	4	7	20	16	22	5	4	3	10	12	5t
BKN	15	25	24	14	10	10	7	21	27	26	28	23	28
CHA	19	26	6	18	19	22	23	24	21	2	18t	3	23t
CHI	27	20	11	19	30	21	25	27	20	19	26t	9	19t
CLE	29	28	7	13	12	28	26	29	28	9	30	6	16t
DAL	21	27	25	27	16	14	16	22	29	20	26t	8	4
DEN	20	13	20	17	2	17	8	2	13	8	24t	7	16t
DET	25	29	23	23	5	24	18	26	22	11t	29	26	12
GS	2	1	5	3	21	3	11	1	15	21	1	22	10t
HOU	11	24	9	12	14	29	28	28	5	6	18t	25	5t
IND	22	4	22	5	25t	23	24	9	3	10	20	4	5t
LAC	5	7	8	2	22	8	13	18	23	22	22	28	16t
LAL	16	9	29	29	15	4	6	11	16	29	8	13t	14t
MEM	30	23	15	25	29	26	29	19	6	15	4t	24	27
MIA	26	22	30	21	7	15	10	17	14	23	4t	15	2
MIL	1	3	14	15	25t	1	1	7	17	13	2	5	13
MIN	13	17	10	20	6	25	19	15	7t	4	17	10	23t
NO	3	6	18	24	8	6	5	3	18	24	7	19	10t
NY	28	30	19	28	13	20	20	30	24	17	13	16	29t
OKC	7	19	28	22	1	11	2	23	1	14	12	27	29t
ORL	24	18	12	11	17	13	15	12	26	5	6	2	5t
PHI	4	8	16	8	11	2	4	4	19	25	11	20	5t
PHO	23	16	13	30	28	30	30	20	2	28	15	29t	23t
POR	6	12	2	9	3	7	3	25	25	11t	16	11	22
SAC	9	15	27	4	9	19	14	14	10	7	24t	21	19t
SA	18	2	1	1	27	12	21	16	30	1	21	1	3
TOR	8	5	3	6	24	9	17	13	9	16	9	17	19t
UTA	17	10	26	10	18	5	9	8	12	27	3	18	1
WAS	10	11	17	26	23	27	27	6	7t	18	23	13t	14t

OPPONENTS' STATISTICS, RANK WITHIN LEAGUE

	Points/game	FG pct.	FT pct.	3-pt FG pct.	Off. Reb./gm	Def. Reb./gm	Rebounds/game	Assists/game	Steals/game	Turnovers/gm	Blocks/gm	Pers.Fouls/gm	DQ/game
ATL	30	26	8	19	19	21	23	30	30	8	24	5	7t
BOS	8	4	12	6	16	22	22	8t	2	7	2	26	17t
BKN	18	12	22	3	24	18	24	10	22	20	22	7	7t
CHA	17	25	30	23	12	25	21	26	4	17t	29	18	22t
CHI	20	27	10	26	11	28	25	22	9	22	28	30	22t
CLE	24	30	19	30	6	13	8	24	6	28	27	28	19t
DAL	13	16	25	7	14	14	14	14	23	25	6t	2	5t
DEN	6	15	2t	1	7	2	1	16	14	17t	14	20	10t
DET	7	24	5	9	3	12	6	8t	5	14	17	11	2
GS	16	3	23	11	21	5	10	12	19	19	1	27	29
HOU	10	19	16	2	23	10	16	7	11t	9	8	24	30
IND	1	6	7	14	17	3	5	13	13	5	21	23	25t
LAC	25	14	24	5	28	11	19	11	25	24	30	1	1
LAL	21	9	28	13	27	23	26	21	26	12	20	15	25t
MEM	3	7	29	21	5	17	12	6	18	6	13	9	17t
MIA	2	2	18	17	13	7	9	4	15	13	11	22	14t
MIL	11	1	1	22	9	20	15	19	3	21	12	21	25t
MIN	23	23	15	29	26	9	17	27	1	11	25	8	7t
NO	27	21	11	25	22	16	20	29	28	16	23	13	10t
NY	22	22	14	24	20	30	29	23	11t	23	26	14	22t
OKC	15	17	9	16	8	26	18	20	24	1	16	3	14t
ORL	5	11	27	10	2	24	11	2	7	26	5	29	25t
PHI	19	10	17	4	10	4	4	5	21	27	4	6	5t
PHO	28	29	4	28	30	19	27	25	29	4	15	17	14t
POR	14	13	20	20	15	1	3	3	10	29	18t	16	4
SAC	26	20	21	12	25	29	30	17	16	2	18t	10	19t
SA	12	18	6	18	4	15	7	18	8	30	3	25	10t
TOR	9	5	13	8	18	8	13	15	17	10	6t	19	19t
UTA	4	8	2t	15	1	6	2	1	27	15	9	4	3
WAS	29	28	26	27	29	27	28	28	20	3	10	12	10t

COMBINATION TEAM/OPPONENT STATISTICS, RANK WITHIN LEAGUE

	Pts/game/diff.	Off. Reb. Pct.	Def. Reb. Pct.	Total Reb. Pct.
ATL	26	6	20	9
BOS	6	24	18	20
BKN	15	10	21	15
CHA	18	23	16	19
CHI	27	30	13	28
CLE	30	11	17	12
DAL	20	15	12	14
DEN	8	2	8	1
DET	17	4	5	4
GS	2	16	14	16
HOU	5	14	28	27
IND	10	21	23	24
LAC	13	19	25	25
LAL	23	17	22	21
MEM	24	29	11	26
MIA	16	5	10	7
MIL	1	27	1	10
MIN	22	7	27	17
NO	21	9	19	11
NY	28	18	24	23
OKC	9	3	7	3
ORL	14	20	3	8
PHI	11	8	6	6
PHO	29	28	30	30
POR	7	1	9	2
SAC	19	12	26	22
SA	12	26	4	13
TOR	3	22	15	18
UTA	4	13	2	5
WAS	25	25	29	29

BACK TO TABLE OF CONTENTS

TEAMS' STATISTICS (TOTALS)

		FIELD GOALS		3-POINT FGs		FREE THROWS		----- REBOUNDS -----			---------MISCELLANEOUS ----------						SCORING	
TEAM	G	MADE	ATT.	MADE	ATT.	MADE	ATT.	OFF.	DEF.	TOT.	AST	PF	DQ	STL	TO	BLK	PTS.	AVG.
Milw.	82	3555	7471	1105	3134	1471	1904	762	3316	4078	2136	1608	9	615	1137	486	9686	118.1
G.S.	82	3612	7361	1087	2824	1339	1672	797	2990	3787	2413	1757	7	625	1169	525	9650	117.7
N.O.	82	3581	7563	842	2449	1462	1921	909	2969	3878	2216	1732	7	610	1215	441	9466	115.4
Phil.	82	3407	7233	889	2474	1742	2258	892	3025	3917	2207	1745	6	606	1223	432	9445	115.2
LA-C	82	3384	7178	821	2118	1853	2340	796	2936	3732	1970	1913	11	561	1193	385	9442	115.1
Port.	82	3470	7427	904	2520	1558	1914	967	2968	3935	1887	1669	14	546	1135	413	9402	114.7
OKC.	82	3497	7706	932	2677	1461	2049	1031	2911	3942	1917	1839	20	766	1145	425	9387	114.5
Tor.	82	3460	7305	1015	2771	1449	1803	786	2920	3706	2085	1724	12	680	1150	437	9384	114.4
Sac.	82	3541	7637	927	2455	1354	1865	906	2819	3725	2083	1751	12	679	1095	363	9363	114.2
Wash.	82	3456	7387	930	2731	1508	1963	794	2679	3473	2154	1701	10	683	1154	379	9350	114.0
Hou.	82	3218	7163	1323	3721	1582	2001	836	2613	3449	1741	1803	6	700	1094	405	9341	113.9
Atl.	82	3392	7524	1067	3034	1443	1918	955	2825	3780	2118	1932	16	675	1397	419	9294	113.3
Minn.	82	3413	7483	827	2357	1570	1995	923	2750	3673	2018	1664	16	683	1074	411	9223	112.5
Bos.	82	3451	7423	1032	2829	1282	1598	804	2849	3653	2155	1670	6	706	1052	435	9216	112.4
Bkn.	82	3301	7358	1047	2965	1555	2088	900	2919	3819	1954	1763	18	539	1236	339	9204	112.2
LA-L	82	3491	7425	847	2541	1336	1910	835	2985	3820	2096	1701	10	618	1284	440	9165	111.8
Utah	82	3314	7082	993	2789	1540	2092	820	2981	3801	2133	1728	2	663	1240	483	9161	111.7
S.A.	82	3468	7248	812	2071	1408	1720	757	2910	3667	2013	1487	4	501	992	386	9156	111.7
Cha.	82	3297	7362	977	2783	1510	1895	814	2778	3592	1905	1550	16	591	1001	405	9081	110.7
Den.	82	3439	7384	903	2571	1294	1714	972	2832	3804	2245	1644	11	634	1102	363	9075	110.7
Dall.	82	3182	7122	1022	3002	1541	2076	832	2884	3716	1918	1650	5	533	1167	351	8927	108.9
Ind.	82	3390	7135	779	2081	1298	1727	762	2766	3528	2128	1594	6	713	1122	404	8857	108.0
Phoe.	82	3289	7164	790	2400	1447	1858	748	2563	3311	1957	1932	16	735	1279	418	8815	107.5
Orl.	82	3316	7307	937	2633	1231	1575	822	2902	3724	2095	1526	6	543	1082	445	8800	107.3
Det.	82	3185	7238	993	2854	1415	1893	936	2752	3688	1845	1811	8	569	1135	331	8778	107.0
Miami	82	3251	7218	928	2658	1238	1782	921	2879	3800	1991	1712	3	627	1208	448	8668	105.7
Chi.	82	3266	7205	745	2123	1328	1695	718	2799	3517	1796	1663	12	603	1159	351	8605	104.9
N.Y.	82	3134	7241	823	2421	1484	1956	857	2811	3668	1646	1713	20	557	1151	422	8575	104.6
Clev.	82	3189	7184	847	2388	1342	1694	879	2619	3498	1698	1642	11	534	1106	195	8567	104.5
Mem.	82	3113	6924	811	2368	1453	1882	723	2703	3426	1963	1801	17	684	1147	448	8490	103.5

OPPONENTS' STATISTICS (TOTALS)

	FIELD GOALS		3-POINT FGs		FREE THROWS		----- REBOUNDS -----			---------- MISCELLANEOUS ----------						SCORING	
TEAM	MADE	ATT.	MADE	ATT.	MADE	ATT.	OFF.	DEF.	TOT.	AST	PF	DQ	STL	TO	BLK	PTS.	AVG.	DIFF.
S.A.	3131	6911	750	2154	1175	1549	756	2731	3487	1786	1619	7	622	1155	318	8187	99.8	+2.9
Utah	3057	6804	778	2131	1295	1680	710	2702	3412	1636	1683	9	678	1224	380	8187	99.8	+4.3
Bos.	3066	6973	769	2270	1334	1748	791	2804	3595	1744	1571	6	594	1159	364	8235	100.4	+3.6
Miami	3090	6873	785	2181	1476	1885	744	2791	3535	1720	1587	5	616	1160	378	8441	102.9	+0.5
Port.	3146	7042	794	2179	1362	1803	763	2755	3518	1655	1564	5	602	1036	418	8448	103.0	+2.6
Hou.	3244	7017	829	2365	1201	1610	710	2738	3448	1837	1670	11	609	1194	363	8518	103.9	+8.5
Tor.	3149	7017	731	2046	1489	1941	806	2672	3478	1785	1633	9	588	1176	401	8518	103.9	+7.8
Det.	3206	6988	908	2527	1201	1548	756	2833	3589	2064	1511	4	597	1215	398	8521	103.9	-0.1
Ind.	3230	6953	870	2496	1213	1602	838	2685	3523	1905	1514	5	577	1271	428	8543	104.2	+1.4
OKC.	3156	6885	920	2507	1332	1733	782	2676	3458	1911	1750	8	630	1314	377	8564	104.4	+3.4
Phil.	3120	7185	829	2427	1566	2102	818	2641	3459	1782	1670	15	697	1173	417	8635	105.3	+4.5
Dall.	3219	6870	874	2411	1327	1754	725	3027	3752	1929	1604	2	594	1126	369	8639	105.4	-3.0
Mem.	3046	6587	874	2377	1688	2196	782	2703	3485	1816	1674	4	662	1211	421	8654	105.5	-6.2
Sac.	3177	6759	976	2586	1347	1760	745	2843	3588	1939	1422	4	636	1175	389	8677	105.8	-7.0
Wash.	3195	6918	835	2393	1469	1931	805	2682	3487	1831	1639	9	641	1223	383	8694	106.0	+0.6
Milw.	3209	6863	829	2225	1509	1926	817	2686	3503	1939	1633	8	585	1279	366	8756	106.8	-0.3
Minn.	3298	6942	890	2431	1311	1683	803	2626	3429	1962	1711	6	529	1238	382	8797	107.3	+2.2
G.S.	3296	7380	853	2392	1369	1807	893	2592	3485	1934	1516	4	717	1175	300	8814	107.5	+6.0
Cha.	3370	7199	926	2467	1187	1494	691	2891	3582	2029	1839	9	542	1112	404	8853	108.0	+0.3
N.Y.	3233	7078	917	2494	1475	1906	838	2702	3540	1965	1509	6	670	1095	389	8858	108.0	-3.6
Orl.	3355	7176	819	2260	1345	1741	868	2892	3760	1998	1556	2	639	1166	402	8874	108.2	-4.8
Den.	3386	7113	893	2364	1234	1671	800	2613	3413	2028	1699	11	654	1131	391	8899	108.5	+1.5
Atl.	3336	7107	949	2519	1301	1686	841	2785	3626	2137	1661	8	710	1238	453	8922	108.8	-5.5
LA-C	3298	7193	881	2477	1457	1864	871	2706	3577	2015	1803	10	699	1154	462	8934	109.0	+0.0
LA-L	3366	7374	855	2469	1402	1843	840	2835	3675	1932	1679	10	682	1170	447	8989	109.6	-1.5
Clev.	3429	7238	956	2596	1200	1588	812	2766	3578	2122	1696	5	613	1105	340	9014	109.9	+0.9
Chi.	3360	7115	990	2678	1307	1660	691	3053	3744	2123	1425	6	588	1111	423	9017	110.0	-7.0
Bkn.	3418	7334	741	2010	1471	1921	853	2981	3834	1782	1615	7	630	1015	450	9048	110.3	-3.7
N.O.	3423	7539	891	2509	1317	1679	887	2843	3730	1947	1669	14	670	1186	344	9054	110.4	+1.3
Phoe.	3426	7274	895	2398	1543	2014	855	2906	3761	1910	1715	13	712	1098	488	9290	113.3	-9.4
AVG.'S	3369	7315	932	2625	1450	1892	848	2855	3704	2016	1714	11	626	1155	406	9119	111.2	----
TOTAL	101062	219458	27955	78742	43494	56758	25454	85653	111107	60483	51425	317	18779	34644	12185	273573	----	---

TEAMS' STATISTICS (PER GAME)

		FIELD GOALS			3-POINT FGs			FREE THROWS			----- REBOUNDS ----			------MISCELLANEOUS ------					
TEAM	G	MADE	ATT.	PCT.	MADE	ATT.	PCT.	MADE	ATT.	PCT.	OFF.	DEF.	TOT.	AST	PF	DQ	STL	TO	BLK	PTS.
Atl.	82	41.37	91.76	.451	13.01	37.00	.352	17.60	23.39	.752	11.65	34.45	46.10	25.83	23.56	0.20	8.23	17.04	5.11	113.3
Bos.	82	42.09	90.52	.465	12.59	34.50	.365	15.63	19.49	.802	9.80	34.74	44.55	26.28	20.37	0.07	8.61	12.83	5.30	112.4
Bkn.	82	40.26	89.73	.449	12.77	36.16	.353	18.96	25.46	.745	10.98	35.60	46.57	23.83	21.50	0.22	6.57	15.07	4.13	112.2
Cha.	82	40.21	89.78	.448	11.91	33.94	.351	18.41	23.11	.797	9.93	33.88	43.80	23.23	18.90	0.20	7.21	12.21	4.94	110.7
Chi.	82	39.83	87.87	.453	9.09	25.89	.351	16.20	20.67	.783	8.76	34.13	42.89	21.90	20.28	0.15	7.35	14.13	4.28	104.9
Clev.	82	38.89	87.61	.444	10.33	29.12	.355	16.37	20.66	.792	10.72	31.94	42.66	20.71	20.02	0.13	6.51	13.49	2.38	104.5
Dall.	82	38.80	86.85	.447	12.46	36.61	.340	18.79	25.32	.742	10.15	35.17	45.32	23.39	20.12	0.06	6.50	14.23	4.28	108.9
Den.	82	41.94	90.05	.466	11.01	31.35	.351	15.78	20.90	.755	11.85	34.54	46.39	27.38	20.05	0.13	7.73	13.44	4.43	110.7
Det.	82	38.84	88.27	.440	12.11	34.80	.348	17.26	23.09	.747	11.41	33.56	44.98	22.50	22.09	0.10	6.94	13.84	4.04	107.0
G.S.	82	44.05	89.77	.491	13.26	34.44	.385	16.33	20.39	.801	9.72	36.46	46.18	29.43	21.43	0.09	7.62	14.26	6.40	117.7
Hou.	82	39.24	87.35	.449	16.13	45.38	.356	19.29	24.40	.791	10.20	31.87	42.06	21.23	21.99	0.07	8.54	13.34	4.94	113.9
Ind.	82	41.34	87.01	.475	9.50	25.38	.374	15.83	21.06	.752	9.29	33.73	43.02	25.95	19.44	0.07	8.70	13.68	4.93	108.0
LA-C	82	41.27	87.54	.471	10.01	25.83	.388	22.60	28.54	.792	9.71	35.80	45.51	24.02	23.33	0.13	6.84	14.55	4.70	115.1
LA-L	82	42.57	90.55	.470	10.33	30.99	.333	16.29	23.29	.699	10.18	36.40	46.59	25.56	20.74	0.12	7.54	15.66	5.37	111.8
Mem.	82	37.96	84.44	.450	9.89	28.88	.342	17.72	22.95	.772	8.82	32.96	41.78	23.94	21.96	0.21	8.34	13.99	5.46	103.5
Miami	82	39.65	88.02	.450	11.32	32.41	.349	15.10	21.73	.695	11.23	35.11	46.34	24.28	20.88	0.04	7.65	14.73	5.46	105.7
Milw.	82	43.35	91.11	.476	13.48	38.22	.353	17.94	23.22	.773	9.29	40.44	49.73	26.05	19.61	0.11	7.50	13.87	5.93	118.1
Minn.	82	41.62	91.26	.456	10.09	28.74	.351	19.15	24.33	.787	11.26	33.54	44.79	24.61	20.29	0.20	8.33	13.10	5.01	112.5
N.O.	82	43.67	92.23	.473	10.27	29.87	.344	17.83	23.43	.761	11.09	36.21	47.29	27.02	21.12	0.09	7.44	14.82	5.38	115.4
N.Y.	82	38.22	88.30	.433	10.04	29.52	.340	18.10	23.85	.759	10.45	34.28	44.73	20.07	20.89	0.24	6.79	14.04	5.15	104.6
OKC.	82	42.65	93.98	.454	11.37	32.65	.348	17.82	24.99	.713	12.57	35.50	48.07	23.38	22.43	0.24	9.34	13.96	5.18	114.5
Orl.	82	40.44	89.11	.454	11.43	32.11	.356	15.01	19.21	.782	10.02	35.39	45.41	25.55	18.61	0.07	6.62	13.20	5.43	107.3
Phil.	82	41.55	88.21	.471	10.84	30.17	.359	21.24	27.54	.771	10.88	36.89	47.77	26.91	21.28	0.07	7.39	14.91	5.27	115.2
Phoe.	82	40.11	87.37	.459	9.63	29.27	.329	17.65	22.66	.779	9.12	31.26	40.38	23.87	23.56	0.20	8.96	15.60	5.10	107.5
Port.	82	42.32	90.57	.467	11.02	30.73	.359	19.00	23.34	.814	11.79	36.20	47.99	23.01	20.35	0.17	6.66	13.84	5.04	114.7
Sac.	82	43.18	93.13	.464	11.30	29.94	.378	16.51	22.74	.726	11.05	34.38	45.43	25.40	21.35	0.15	8.28	13.35	4.43	114.2
S.A.	82	42.29	88.39	.478	9.90	25.26	.392	17.17	20.98	.819	9.23	35.49	44.72	24.55	18.13	0.05	6.11	12.10	4.71	111.7
Tor.	82	42.20	89.09	.474	12.38	33.79	.366	17.67	21.99	.804	9.59	35.61	45.20	25.43	21.02	0.15	8.29	14.02	5.33	114.4
Utah	82	40.41	86.37	.468	12.11	34.01	.356	18.78	25.51	.736	10.00	36.35	46.35	26.01	21.07	0.02	8.09	15.12	5.89	111.7
Wash.	82	42.15	90.09	.468	11.34	33.30	.341	18.39	23.94	.768	9.68	32.67	42.35	26.27	20.74	0.12	8.33	14.07	4.62	114.0

OPPONENTS' STATISTICS (PER GAME)

		FIELD GOALS			3-POINT FGs			FREE THROWS			----- REBOUNDS ----			------MISCELLANEOUS ------					
TEAM	G	MADE	ATT.	PCT.	MADE	ATT.	PCT.	MADE	ATT.	PCT.	OFF.	DEF.	TOT.	AST	PF	DQ	STL	TO	BLK	PTS.
Atl.	82	42.78	90.45	.473	12.35	34.39	.359	21.45	28.30	.758	10.62	35.41	46.04	26.85	22.16	0.15	9.88	15.05	5.46	119.4
Bos.	82	39.50	88.07	.448	11.51	33.51	.344	17.44	22.83	.764	10.39	35.51	45.90	23.66	19.54	0.11	6.78	15.13	3.87	108.0
Bkn.	82	42.20	92.45	.456	10.34	30.32	.341	17.59	22.83	.770	11.00	35.23	46.23	23.71	22.04	0.15	7.78	13.46	5.27	112.3
Cha.	82	41.90	89.16	.470	12.10	33.51	.361	15.94	20.24	.787	10.06	35.74	45.80	26.01	20.56	0.09	6.89	13.52	6.00	111.8
Chi.	82	42.24	89.22	.473	12.07	33.04	.365	16.79	22.01	.763	10.05	36.39	46.44	25.54	18.71	0.09	7.32	13.32	5.77	113.4
Clev.	82	43.16	87.17	.495	12.00	31.59	.380	15.77	20.49	.770	9.54	34.57	44.11	25.70	19.41	0.10	6.93	12.46	5.60	114.1
Dall.	82	40.94	89.21	.459	11.20	32.52	.344	17.07	21.98	.777	10.20	34.63	44.83	24.52	23.23	0.16	7.84	12.99	4.49	110.1
Den.	82	39.59	86.39	.458	10.82	31.93	.339	16.73	22.22	.753	9.74	32.74	42.49	24.59	20.43	0.13	7.44	13.52	4.96	106.7
Det.	82	39.89	84.99	.469	9.59	27.78	.345	17.93	23.74	.755	9.11	34.56	43.67	23.66	21.32	0.28	6.90	14.06	5.11	107.3
G.S.	82	40.43	91.11	.444	11.65	33.57	.347	18.72	24.23	.773	10.80	33.54	44.34	24.26	19.52	0.06	7.68	13.48	3.60	111.2
Hou.	82	40.40	86.66	.466	10.13	29.80	.340	18.21	23.71	.768	10.96	34.45	45.41	23.52	20.00	0.05	7.40	15.02	4.50	109.1
Ind.	82	38.74	86.09	.450	11.37	32.11	.354	15.83	20.95	.756	10.51	33.15	43.66	24.46	20.02	0.07	7.41	15.66	5.18	104.7
LA-C	82	41.74	91.34	.457	10.35	30.21	.343	20.45	26.33	.777	11.28	34.46	45.74	24.10	24.01	0.34	8.26	13.18	6.07	114.3
LA-L	82	41.93	92.80	.452	11.84	33.95	.349	17.79	22.71	.784	11.27	35.59	46.85	25.04	20.80	0.07	8.33	14.23	5.13	113.5
Mem.	82	37.60	83.37	.451	11.60	32.18	.360	19.34	24.67	.784	9.52	35.16	44.68	23.41	21.44	0.11	7.62	15.23	4.90	106.1
Miami	82	38.30	86.78	.441	11.87	33.13	.358	17.46	22.70	.769	10.13	34.05	44.18	23.33	20.15	0.12	7.46	14.13	4.74	105.9
Milw.	82	40.51	93.52	.433	13.09	36.29	.361	15.15	20.66	.733	9.91	35.39	45.30	24.77	20.16	0.07	6.79	13.37	4.82	109.3
Minn.	82	42.10	90.07	.467	12.70	33.56	.378	17.09	22.28	.767	11.23	34.41	45.65	26.16	21.89	0.15	6.57	14.74	5.55	114.0
N.O.	82	43.28	92.80	.466	12.27	33.73	.364	17.94	23.49	.764	10.95	34.82	45.77	26.51	21.00	0.13	8.56	13.57	5.43	116.8
N.Y.	82	41.88	89.66	.467	11.82	32.60	.363	18.21	23.76	.766	10.74	36.78	47.52	25.59	20.83	0.09	7.40	13.22	5.59	113.8
OKC.	82	40.77	88.68	.460	11.24	31.61	.356	18.29	24.04	.761	9.89	35.80	45.70	24.87	22.49	0.12	8.20	16.73	5.06	111.1
Orl.	82	39.93	87.62	.456	10.46	30.18	.347	16.29	20.94	.778	9.01	35.63	44.65	23.07	18.74	0.07	7.01	12.98	4.41	106.6
Phil.	82	41.68	91.54	.455	10.28	30.05	.342	18.84	24.52	.768	10.04	33.45	43.49	23.38	22.15	0.16	7.73	12.74	4.10	112.5
Phoe.	82	42.46	88.17	.482	11.12	29.93	.372	20.79	27.60	.753	11.84	35.33	47.17	25.93	20.66	0.12	8.99	15.67	5.01	116.8
Port.	82	41.11	90.05	.457	10.71	29.79	.359	17.54	22.78	.770	10.27	32.56	42.83	23.24	20.72	0.18	7.35	12.37	5.12	110.5
Sac.	82	42.26	90.61	.466	12.02	34.60	.348	18.77	24.37	.770	11.18	36.77	47.95	24.68	21.38	0.10	7.54	15.90	5.12	115.3
S.A.	82	41.51	89.68	.463	11.72	32.66	.359	15.23	20.17	.755	9.22	34.68	43.90	24.70	19.65	0.13	7.18	12.18	4.05	110.0
Tor.	82	40.27	89.66	.449	10.76	31.21	.345	17.06	22.30	.765	10.57	34.20	44.77	24.54	20.52	0.10	7.59	14.94	4.49	108.4
Utah	82	39.95	88.45	.452	9.83	27.72	.355	16.73	22.22	.753	8.94	33.68	42.62	21.59	22.38	0.23	8.48	13.85	4.59	106.5
Wash.	82	43.41	90.54	.480	12.12	32.79	.370	17.98	23.11	.778	11.41	35.84	47.26	26.23	21.23	0.13	7.70	15.76	4.61	116.9
ONE TEAM		41.08	89.21	.461	11.36	32.01	.355	17.68	23.07	.766	10.35	34.82	45.17	24.59	20.90	0.13	7.63	14.08	4.95	111.2
BOTH TEAMS		82.16	178.42	.461	22.73	64.02	.355	35.36	46.14	.766	20.69	69.64	90.33	49.17	41.81	0.26	15.27	28.17	9.91	222.4

BACK TO TABLE OF CONTENTS

Points-in-the-Paint / Per Game / Points by Team

Team	In Paint	Per Game	Percent of Total	Total Points	Games	Total/Game
NOP	4774	58.220	50.433	9466	82	115.439
LAL	4564	55.659	49.798	9165	82	111.768
MIL	4374	53.341	45.158	9686	82	118.122
DEN	4280	52.195	47.163	9075	82	110.671
SAC	4252	51.854	45.413	9363	82	114.183
OKC	4250	51.829	45.275	9387	82	114.476
LAC	4204	51.268	44.524	9442	82	115.146
ATL	4198	51.195	45.169	9294	82	113.341
CHI	4168	50.829	48.437	8605	82	104.939
WAS	4106	50.073	43.914	9350	82	114.024
UTA	4084	49.805	44.580	9161	82	111.720
PHX	4080	49.756	46.285	8815	82	107.500
MIN	4062	49.537	44.042	9223	82	112.476
PHI	4050	49.390	42.880	9445	82	115.183
POR	4046	49.341	43.033	9402	82	114.659
MIA	4012	48.927	46.285	8668	82	105.707
IND	4006	48.854	45.230	8857	82	108.012
BKN	4002	48.805	43.481	9204	82	112.244
TOR	3980	48.537	42.413	9384	82	114.439
CHA	3836	46.780	42.242	9081	82	110.744
MEM	3800	46.341	44.759	8490	82	103.537
BOS	3676	44.829	39.887	9216	82	112.390
DET	3676	44.829	41.877	8778	82	107.049
DAL	3654	44.561	40.932	8927	82	108.866
CLE	3652	44.537	42.629	8567	82	104.476
NYK	3614	44.073	42.146	8575	82	104.573
ORL	3614	44.073	41.068	8800	82	107.317
SAS	3548	43.268	38.751	9156	82	111.659
GSW	3546	43.244	36.746	9650	82	117.683
HOU	3454	42.122	36.977	9341	82	113.915
TOTALS	119562	48.602	43.704	273573	2460	111.209

Points-in-the-Paint / Percentage of Total Points / Points by Team

Team	In Paint	Per Game	Percent of Total	Total Points	Games	Total/Game
NOP	4774	58.220	50.433	9466	82	115.439
LAL	4564	55.659	49.798	9165	82	111.768
CHI	4168	50.829	48.437	8605	82	104.939
DEN	4280	52.195	47.163	9075	82	110.671
MIA	4012	48.927	46.285	8668	82	105.707
PHO	4080	49.756	46.285	8815	82	107.500
SAC	4252	51.854	45.413	9363	82	114.183
OKC	4250	51.829	45.275	9387	82	114.476
IND	4006	48.854	45.230	8857	82	108.012
ATL	4198	51.195	45.169	9294	82	113.341
MIL	4374	53.341	45.158	9686	82	118.122
MEM	3800	46.341	44.759	8490	82	103.537
UTA	4084	49.805	44.580	9161	82	111.720
LAC	4204	51.268	44.524	9442	82	115.146
MIN	4062	49.537	44.042	9223	82	112.476
WAS	4106	50.073	43.914	9350	82	114.024
BKN	4002	48.805	43.481	9204	82	112.244
POR	4046	49.341	43.033	9402	82	114.659
PHI	4050	49.390	42.880	9445	82	115.183
CLE	3652	44.537	42.629	8567	82	104.476
TOR	3980	48.537	42.413	9384	82	114.439
CHA	3836	46.780	42.242	9081	82	110.744
NYK	3614	44.073	42.146	8575	82	104.573
DET	3676	44.829	41.877	8778	82	107.049
ORL	3614	44.073	41.068	8800	82	107.317
DAL	3654	44.561	40.932	8927	82	108.866
BOS	3676	44.829	39.887	9216	82	112.390
SAS	3548	43.268	38.751	9156	82	111.659
HOU	3454	42.122	36.977	9341	82	113.915
GSW	3546	43.244	36.746	9650	82	117.683
TOTALS	239124	48.602	43.704	547146	4920	111.209

Points-in-the-Paint / Per Game / Points by Opponents

Team	In Paint	Per Game	Percent of Total	Total Points	Games	Total/Game
MIL	3464	42.244	38.665	8959	82	109.256
MIA	3472	42.341	39.968	8687	82	105.939
MEM	3504	42.732	40.262	8703	82	106.134
IND	3674	44.805	42.801	8584	82	104.683
BOS	3770	45.976	42.589	8852	82	107.951
SAS	3828	46.683	42.448	9018	82	109.976
GSW	3860	47.073	42.325	9120	82	111.220
ORL	3874	47.244	44.315	8742	82	106.610
TOR	3898	47.537	43.872	8885	82	108.354
UTA	3914	47.732	44.834	8730	82	106.463
DAL	3918	47.780	43.379	9032	82	110.146
POR	3920	47.805	43.277	9058	82	110.463
OKC	3974	48.463	43.632	9108	82	111.073
MIN	4008	48.878	42.885	9346	82	113.976
DEN	4012	48.927	45.846	8751	82	106.720
CHA	4018	49.000	43.812	9171	82	111.841
CHI	4028	49.122	43.335	9295	82	113.354
ATL	4050	49.390	41.377	9788	82	119.366
DET	4092	49.902	46.511	8798	82	107.293
CLE	4106	50.073	43.891	9355	82	114.085
LAL	4124	50.293	44.315	9306	82	113.488
NYK	4152	50.634	44.502	9330	82	113.780
LAC	4190	51.098	44.708	9372	82	114.293
BKN	4198	51.195	45.581	9210	82	112.317
PHI	4198	51.195	45.512	9224	82	112.488
SAC	4204	51.268	44.463	9455	82	115.305
NOP	4234	51.634	44.219	9575	82	116.768
HOU	4254	51.878	47.531	8950	82	109.146
WAS	4274	52.122	44.577	9588	82	116.927
PHO	4350	53.049	45.402	9581	82	116.841
TOTALS	358686	48.602	43.704	820719	7380	111.209

Points-in-the-Paint / Percentage of Total Points / Points by Opponents

Team	In Paint	Per Game	Percent of Total	Total Points	Games	Total/Game
MIL	3464	42.244	38.665	8959	82	109.256
MIA	3472	42.341	39.968	8687	82	105.939
MEM	3504	42.732	40.262	8703	82	106.134
ATL	4050	49.390	41.377	9788	82	119.366
GSW	3860	47.073	42.325	9120	82	111.220
SAS	3828	46.683	42.448	9018	82	109.976
BOS	3770	45.976	42.589	8852	82	107.951
IND	3674	44.805	42.801	8584	82	104.683
MIA	4008	48.878	42.885	9346	82	113.976
POR	3920	47.805	43.277	9058	82	110.463
CHI	4028	49.122	43.335	9295	82	113.354
OKC	3974	48.463	43.632	9108	82	111.073
CHA	4018	49.000	43.812	9171	82	111.841
TOR	3898	47.537	43.872	8885	82	108.354
CLE	4106	50.073	43.891	9355	82	114.085
NOP	4234	51.634	44.219	9575	82	116.768
LAL	4124	50.293	44.315	9306	82	113.488
ORL	3874	47.244	44.315	8742	82	106.610
SAC	4204	51.268	44.463	9455	82	115.305
NYK	4152	50.634	44.502	9330	82	113.780
WAS	4274	52.122	44.577	9588	82	116.927
UTA	3914	47.732	44.834	8730	82	106.463
PHO	4350	53.049	45.402	9581	82	116.841
DET	4092	49.902	46.511	8798	82	107.293
DAL	3654	44.561	40.932	8927	82	108.866
CLE	3652	44.537	42.629	8567	82	104.476
NOP	4774	58.220	50.433	9466	82	115.439
LAL	4564	55.659	49.798	9165	82	111.768
GSW	3546	43.244	36.746	9650	82	117.683
TOR	3980	48.537	42.413	9384	82	114.439
OKC	4250	51.829	45.275	9387	82	114.476
MIL	4374	53.341	45.158	9686	82	118.122
BOS	3676	44.829	39.887	9216	82	112.390
ATL	4198	51.195	45.169	9294	82	113.341
PHI	4050	49.390	42.880	9445	82	115.183
NOP	4062	49.537	44.042	9223	82	112.476
DEN	4280	52.195	47.163	9075	82	110.671
MIN	4106	50.073	43.914	9350	82	114.024
MEM	3800	46.341	44.759	8490	82	103.537
DAL	4004	48.805	43.481	9204	82	112.244
POR	4046	49.341	43.033	9402	82	114.659
PHI	4050	49.390	42.880	9445	82	115.183
CLE	3652	44.537	42.629	8567	82	104.476
TOR	3980	48.537	42.413	9384	82	114.439
CHA	3836	46.780	42.242	9081	82	110.744
NYK	3614	44.073	42.146	8575	82	104.573
DET	3676	44.829	41.877	8778	82	107.049
ORL	3614	44.073	41.068	8800	82	107.317
DAL	3654	44.561	40.932	8927	82	108.866
BOS	3676	44.829	39.887	9216	82	112.390
SAS	3548	43.268	38.751	9156	82	111.659
HOU	3454	42.122	36.977	9341	82	113.915
GSW	3546	43.244	36.746	9650	82	117.683
TOTALS	239124	48.602	43.704	547146	4920	111.209

Fast-Break Points / Per Game / Points by Team

Team	Fast Break	Per Game	Percent of Total	Total Points	Games	Total/Game
SAC	1715	20.915	18.317	9363	82	114.183
LAL	1586	19.341	17.305	9165	82	111.768
GSW	1566	19.098	16.228	9650	82	117.683
TOR	1506	18.366	16.049	9384	82	114.439
OKC	1494	18.220	15.916	9387	82	114.476
MIL	1452	17.707	14.991	9686	82	118.122
BOS	1332	16.244	14.453	9216	82	112.390
ATL	1249	15.232	13.439	9294	82	113.341
PHO	1247	15.207	14.146	8815	82	107.500
PHI	1230	15.000	13.023	9445	82	115.183
NOP	1216	14.829	12.846	9466	82	115.439
IND	1196	14.585	13.503	8857	82	108.012
LAC	1172	14.293	12.413	9442	82	115.146
WAS	1156	14.098	12.364	9350	82	114.024
DEN	1032	12.585	11.372	9075	82	110.671
MEM	1012	12.341	11.920	8490	82	103.537
DAL	1006	12.268	11.269	8927	82	108.866
CHI	989	12.061	11.493	8605	82	104.939
HOU	987	12.037	10.566	9341	82	113.915
CHA	963	11.744	10.605	9081	82	110.744
MIN	956	11.659	10.365	9223	82	112.476
BKN	953	11.622	10.354	9204	82	112.244
NYK	908	11.073	10.589	8575	82	104.573
POR	905	11.037	9.626	9402	82	114.659
ORL	887	10.817	10.080	8800	82	107.317
UTA	871	10.622	9.508	9161	82	111.720
CLE	868	10.585	10.132	8567	82	104.476
SAS	849	10.354	9.273	9156	82	111.659
DET	823	10.037	9.376	8778	82	107.049
MIA	813	9.915	9.379	8668	82	105.707
TOTALS	33939	13.796	12.406	273573	2460	111.209

Fast-Break Points / Percentage of Total Points / Points by Team

Team	Fast Break	Per Game	Percent of Total	Total Points	Games	Total/Game
SAC	1715	20.915	18.317	9363	82	114.183
LAL	1586	19.341	17.305	9165	82	111.768
GSW	1566	19.098	16.228	9650	82	117.683
TOT	1506	18.366	16.049	9384	82	114.439
OKC	1494	18.220	15.916	9387	82	114.476
MIL	1452	17.707	14.991	9686	82	118.122
BOS	1332	16.244	14.453	9216	82	112.390
PHO	1247	15.207	14.146	8815	82	107.500
IND	1196	14.585	13.503	8857	82	108.012
ATL	1249	15.232	13.439	9294	82	113.341
PHI	1230	15.000	13.023	9445	82	115.183
NOP	1216	14.829	12.846	9466	82	115.439
LAC	1172	14.293	12.413	9442	82	115.146
WAS	1156	14.098	12.364	9350	82	114.024
MEM	1012	12.341	11.920	8490	82	103.537
CHI	989	12.061	11.493	8605	82	104.939
DEN	1032	12.585	11.372	9075	82	110.671
DAL	1006	12.268	11.269	8927	82	108.866
CHA	963	11.744	10.605	9081	82	110.744
NYK	908	11.073	10.589	8575	82	104.573
HOU	987	12.037	10.566	9341	82	113.915
MIN	956	11.659	10.365	9223	82	112.476
BKN	953	11.622	10.354	9204	82	112.244
CLE	868	10.585	10.132	8567	82	104.476
ORL	887	10.817	10.080	8800	82	107.317
POR	905	11.037	9.626	9402	82	114.659
UTA	871	10.622	9.508	9161	82	111.720
MIA	813	9.915	9.379	8668	82	105.707
DET	823	10.037	9.376	8778	82	107.049
SAS	849	10.354	9.273	9156	82	111.659
TOTALS	67878	13.796	12.406	547146	4920	111.209

Fast-Break Points / Per Game / Points by Opponents

Team	Fast Break	Per Game	Percent of Total	Total Points	Games	Total/Game
MIL	903	11.012	10.079	8959	82	109.256
UTA	937	11.427	10.733	8730	82	106.463
NYK	962	11.732	10.311	9330	82	113.780
BKN	970	11.829	10.532	9210	82	112.317
DET	978	11.927	11.116	8798	82	107.293
DEN	1003	12.232	11.462	8751	82	106.720
OKC	1009	12.305	11.078	9108	82	111.073
MIA	1028	12.537	11.834	8687	82	105.939
ORL	1042	12.707	11.919	8742	82	106.610
CHI	1069	13.037	11.501	9295	82	113.354
BOS	1080	13.171	12.201	8852	82	107.951
CHA	1091	13.305	11.896	9171	82	111.841
TOR	1107	13.500	12.459	8885	82	108.354
MIN	1116	13.610	11.941	9346	82	113.976
HOU	1135	13.841	12.682	8950	82	109.146
IND	1144	13.951	13.327	8584	82	104.683
CLE	1151	14.037	12.304	9355	82	114.085
WAS	1151	14.037	12.005	9588	82	116.927
POR	1153	14.061	12.729	9058	82	110.463
SAS	1153	14.061	12.786	9018	82	109.976
SAC	1161	14.159	12.279	9455	82	115.305
PHI	1203	14.671	13.042	9224	82	112.488
LAC	1217	14.841	12.985	9372	82	114.293
GSW	1236	15.073	13.553	9120	82	111.220
NOP	1289	15.720	13.462	9575	82	116.768
PHO	1292	15.756	13.485	9581	82	116.841
LAL	1306	15.927	14.034	9306	82	113.488
MEM	1335	16.280	15.340	8703	82	106.134
ATL	1351	16.476	13.803	9788	82	119.366
DAL	1367	16.671	15.135	9032	82	110.146
TOTALS	101817	13.796	12.406	820719	7380	111.209

Fast-Break Points / Percentage of Total Points / Points by Opponents

Team	Fast Break	Per Game	Percent of Total	Total Points	Games	Total/Game
MIL	903	11.012	10.079	8959	82	109.256
NYK	962	11.732	10.311	9330	82	113.780
BKN	970	11.829	10.532	9210	82	112.317
UTA	937	11.427	10.733	8730	82	106.463
OKC	1009	12.305	11.078	9108	82	111.073
DET	978	11.927	11.116	8798	82	107.293
DEN	1003	12.232	11.462	8751	82	106.720
CHI	1069	13.037	11.501	9295	82	113.354
MIA	1028	12.537	11.834	8687	82	105.939
CHA	1091	13.305	11.896	9171	82	111.841
ORL	1042	12.707	11.919	8742	82	106.610
MIN	1116	13.610	11.941	9346	82	113.976
WAS	1151	14.037	12.005	9588	82	116.927
BOS	1080	13.171	12.201	8852	82	107.951
SAC	1161	14.159	12.279	9455	82	115.305
CLE	1151	14.037	12.304	9355	82	114.085
TOR	1107	13.500	12.459	8885	82	108.354
HOU	1135	13.841	12.682	8950	82	109.146
POR	1153	14.061	12.729	9058	82	110.463
SAS	1153	14.061	12.786	9018	82	109.976
LAC	1217	14.841	12.985	9372	82	114.293
PHI	1203	14.671	13.042	9224	82	112.488
IND	1144	13.951	13.327	8584	82	104.683
NOP	1289	15.720	13.462	9575	82	116.768
PHO	1292	15.756	13.485	9581	82	116.841
GSW	1236	15.073	13.553	9120	82	111.220
ATL	1351	16.476	13.803	9788	82	119.366
LAL	1306	15.927	14.034	9306	82	113.488
DAL	1367	16.671	15.135	9032	82	110.146
MEM	1335	16.280	15.340	8703	82	106.134
TOTALS	135756	13.796	12.406	1094292	9840	111.209

Second-Chance Points/ Per Game / Points by Team

Team	2nd Chance	Per Game	Percent of Total	Total Points	Games	Total/Game
DEN	1274	15.537	14.039	9075	82	110.671
OKC	1270	15.488	13.529	9387	82	114.476
POR	1235	15.061	13.136	9402	82	114.659
MIN	1233	15.037	13.369	9223	82	112.476
NOP	1175	14.329	12.413	9466	82	115.439
MIA	1160	14.146	13.383	8668	82	105.707
ATL	1158	14.122	12.460	9294	82	113.341
PHI	1158	14.122	12.260	9445	82	115.183
BKN	1137	13.866	12.353	9204	82	112.244
SAC	1124	13.707	12.005	9363	82	114.183
CLE	1107	13.500	12.922	8567	82	104.476
IND	1098	13.390	12.397	8857	82	108.012
NYK	1094	13.341	12.758	8575	82	104.573
UTA	1089	13.280	11.887	9161	82	111.720
DET	1085	13.232	12.360	8778	82	107.049
LAC	1078	13.146	11.417	9442	82	115.146
HOU	1076	13.122	11.519	9341	82	113.915
CHA	1068	13.024	11.761	9081	82	110.744
DAL	1061	12.939	11.885	8927	82	108.866
LAL	1053	12.841	11.489	9165	82	111.768
TOR	1035	12.622	11.029	9384	82	114.439
GSW	1031	12.573	10.684	9650	82	117.683
BOS	1023	12.476	11.100	9216	82	112.390
WAS	1016	12.390	10.866	9350	82	114.024
ORL	1014	12.366	11.523	8800	82	107.317
PHO	992	12.098	11.254	8815	82	107.500
MIL	962	11.732	9.932	9686	82	118.122
SAS	948	11.561	10.354	9156	82	111.659
MEM	915	11.159	10.777	8490	82	103.537
CHI	896	10.927	10.413	8605	82	104.939
TOTALS	32565	13.238	11.904	273573	2460	111.209

Second-Chance Points / Percentage of Total Points / Points by Team

Team	2nd Chance	Per Game	Percent of Total	Total Points	Games	Total/Game
DEN	1274	15.537	14.039	9075	82	110.671
OKC	1270	15.488	13.529	9387	82	114.476
MIA	1160	14.146	13.383	8668	82	105.707
MIN	1233	15.037	13.369	9223	82	112.476
POR	1235	15.061	13.136	9402	82	114.659
CLE	1107	13.500	12.922	8567	82	104.476
NYK	1094	13.341	12.758	8575	82	104.573
ATL	1158	14.122	12.460	9294	82	113.341
NOP	1175	14.329	12.413	9466	82	115.439
IND	1098	13.390	12.397	8857	82	108.012
DET	1085	13.232	12.360	8778	82	107.049
BKN	1137	13.866	12.353	9204	82	112.244
LAL	1053	12.841	11.489	9165	82	111.768
LAC	1078	13.146	11.417	9442	82	115.146
PHO	992	12.098	11.254	8815	82	107.500
BOS	1023	12.476	11.100	9216	82	112.390
TOR	1035	12.622	11.029	9384	82	114.439
WAS	1016	12.390	10.866	9350	82	114.024
MEM	915	11.159	10.777	8490	82	103.537
GSW	1031	12.573	10.684	9650	82	117.683
CHI	896	10.927	10.413	8605	82	104.939
SAS	948	11.561	10.354	9156	82	111.659
MIL	962	11.732	9.932	9686	82	118.122
TOTALS	65130	13.238	11.904	547146	4920	111.209

Second-Chance Points/ Per Game / Points by Opponents

Team	2nd Chance	Per Game	Percent of Total	Total Points	Games	Total/Game
ORL	901	10.988	10.307	8742	82	106.610
UTA	916	11.171	10.493	8730	82	106.463
DET	923	11.256	10.491	8798	82	107.293
MEM	950	11.585	10.916	8703	82	106.134
PHI	1007	12.280	10.917	9224	82	112.488
MIL	997	12.159	11.128	8959	82	109.256
CLE	1043	12.720	11.149	9355	82	114.085
OKC	1023	12.476	11.232	9108	82	111.073
DEN	993	12.110	11.347	8751	82	106.720
SAS	1026	12.512	11.377	9018	82	109.976
NOP	1124	13.707	11.739	9575	82	116.768
DAL	1064	12.976	11.780	9032	82	110.146
CHI	1096	13.366	11.791	9295	82	113.354
TOR	1057	12.890	11.896	8885	82	108.354
CHA	1103	13.451	12.027	9171	82	111.841
WAS	1155	14.085	12.046	9588	82	116.927
LAC	1130	13.780	12.057	9372	82	114.293
ATL	1197	14.598	12.229	9788	82	119.366
MIN	1212	14.780	12.968	9346	82	113.976
PHO	1274	15.537	13.297	9581	82	116.841
TOTALS	97695	13.238	11.904	820719	7380	111.209

Second-Chance Points / Percentage of Total Points / Points by Opponents

Team	2nd Chance	Per Game	Percent of Total	Total Points	Games	Total/Game
ORL	901	10.988	10.307	8742	82	106.610
DET	923	11.256	10.491	8798	82	107.293
UTA	916	11.171	10.493	8730	82	106.463
MEM	950	11.585	10.916	8703	82	106.134
PHI	1007	12.280	10.917	9224	82	112.488
MIL	997	12.159	11.128	8959	82	109.256
CLE	1043	12.720	11.149	9355	82	114.085
OKC	1023	12.476	11.232	9108	82	111.073
DEN	993	12.110	11.347	8751	82	106.720
SAS	1026	12.512	11.377	9018	82	109.976
NOP	1124	13.707	11.739	9575	82	116.768
DAL	1064	12.976	11.780	9032	82	110.146
CHI	1096	13.366	11.791	9295	82	113.354
TOR	1057	12.890	11.896	8885	82	108.354
CHA	1103	13.451	12.027	9171	82	111.841
WAS	1155	14.085	12.046	9588	82	116.927
LAC	1130	13.780	12.057	9372	82	114.293
ATL	1197	14.598	12.229	9788	82	119.366
GSW	1130	13.780	12.390	9120	82	111.220
LAL	1153	14.061	12.390	9306	82	113.488
NYK	1156	14.098	12.390	9330	82	113.780
POR	1125	13.720	12.420	9058	82	110.463
SAC	1176	14.341	12.438	9455	82	115.305
HOU	1120	13.659	12.514	8950	82	109.146
BOS	1109	13.524	12.528	8852	82	107.951
BKN	1179	14.378	12.801	9210	82	112.317
IND	1100	13.415	12.815	8584	82	104.683
MIA	1126	13.732	12.962	8687	82	105.939
MIN	1212	14.780	12.968	9346	82	113.976
PHO	1274	15.537	13.297	9581	82	116.841
TOTALS	130260	13.238	11.904	1094292	9840	111.209

BACK TO TABLE OF CONTENTS

2018-19 NBA TEAM STATISTICS

Points off Turnovers / Per Game / Points by Team

Team	Points Off TO	Per Game	Percent of Total	Total Points	Games	Total/Game
SAC	1585	19.329	16.928	9363	82	114.183
OKC	1577	19.232	16.800	9387	82	114.476
IND	1558	19.000	17.591	8857	82	108.012
PHO	1494	18.220	16.948	8815	82	107.500
BOS	1486	18.122	16.124	9216	82	112.390
HOU	1482	18.073	15.866	9341	82	113.915
WAS	1448	17.659	15.487	9350	82	114.024
MIN	1428	17.415	15.483	9223	82	112.476
TOR	1420	17.317	15.132	9384	82	114.439
MEM	1406	17.146	16.561	8490	82	103.537
ATL	1393	16.988	14.988	9294	82	113.341
LAL	1373	16.744	14.981	9165	82	111.768
MIL	1364	16.634	14.082	9686	82	118.122
UTA	1345	16.402	14.682	9161	82	111.720
GSW	1333	16.256	13.813	9650	82	117.683
NOP	1320	16.098	13.945	9466	82	115.439
CHA	1319	16.085	14.525	9081	82	110.744
DET	1296	15.805	14.764	8778	82	107.049
DEN	1289	15.720	14.204	9075	82	110.671
MIA	1273	15.524	14.686	8668	82	105.707
LAC	1268	15.463	13.429	9442	82	115.146
BKN	1261	15.378	13.701	9204	82	112.244
PHI	1257	15.329	13.309	9445	82	115.183
ORL	1250	15.244	14.205	8800	82	107.317
CHI	1245	15.183	14.468	8605	82	104.939
POR	1229	14.988	13.072	9402	82	114.659
NYK	1204	14.683	14.041	8575	82	104.573
DAL	1193	14.549	13.364	8927	82	108.866
CLE	1179	14.378	13.762	8567	82	104.476
SAS	1155	14.085	12.615	9156	82	111.659
TOTALS	40430	16.435	14.779	273573	2460	111.209

Points off Turnovers / Per Game / Points by Opponents

Team	Points Off TO	Per Game	Percent of Total	Total Points	Games	Total/Game
CHA	1118	13.634	12.191	9171	82	111.841
MIL	1190	14.512	13.283	8959	82	109.256
ORL	1206	14.707	13.795	8742	82	106.610
BOS	1215	14.817	13.726	8852	82	107.951
SAS	1222	14.902	13.551	9018	82	109.976
DEN	1223	14.915	13.976	8751	82	106.720
IND	1225	14.939	14.271	8584	82	104.683
MIN	1241	15.134	13.278	9346	82	113.976
POR	1253	15.280	13.833	9058	82	110.463
DAL	1280	15.610	14.172	9032	82	110.146
TOR	1303	15.890	14.665	8885	82	108.354
OKC	1313	16.012	14.416	9108	82	111.073
DET	1315	16.037	14.947	8798	82	107.293
HOU	1338	16.317	14.950	8950	82	109.146
SAC	1342	16.366	14.194	9455	82	115.305
NYK	1344	16.390	14.405	9330	82	113.780
MEM	1359	16.573	15.615	8703	82	106.134
CHI	1362	16.610	14.653	9295	82	113.354
CLE	1377	16.793	14.719	9355	82	114.085
UTA	1384	16.878	15.853	8730	82	106.463
WAS	1384	16.878	14.435	9588	82	116.927
MIA	1399	17.061	16.105	8687	82	105.939
PHI	1415	17.256	15.340	9224	82	112.488
BKN	1423	17.354	15.451	9210	82	112.317
GSW	1423	17.354	15.603	9120	82	111.220
LAC	1458	17.780	15.557	9372	82	114.293
NOP	1475	17.988	15.405	9575	82	116.768
LAL	1516	18.488	16.291	9306	82	113.488
PHO	1601	19.524	16.710	9581	82	116.841
ATL	1726	21.049	17.634	9788	82	119.366
TOTALS	121290	16.435	14.779	820719	7380	111.209

Points off Turnovers / Percentage of Total Points / Points by Team

Team	Points Off TO	Per Game	Percent of Total	Total Points	Games	Total/Game
IND	1558	19.000	17.591	8857	82	108.012
PHO	1494	18.220	16.948	8815	82	107.500
SAC	1585	19.329	16.928	9363	82	114.183
OKC	1577	19.232	16.800	9387	82	114.476
MEM	1406	17.146	16.561	8490	82	103.537
BOS	1486	18.122	16.124	9216	82	112.390
HOU	1482	18.073	15.866	9341	82	113.915
WAS	1448	17.659	15.487	9350	82	114.024
MIN	1428	17.415	15.483	9223	82	112.476
TOR	1420	17.317	15.132	9384	82	114.439
ATL	1393	16.988	14.988	9294	82	113.341
LAL	1373	16.744	14.981	9165	82	111.768
DET	1296	15.805	14.764	8778	82	107.049
MIA	1273	15.524	14.686	8668	82	105.707
UTA	1345	16.402	14.682	9161	82	111.720
CHA	1319	16.085	14.525	9081	82	110.744
CHI	1245	15.183	14.468	8605	82	104.939
ORL	1250	15.244	14.205	8800	82	107.317
DEN	1289	15.720	14.204	9075	82	110.671
MIL	1364	16.634	14.082	9686	82	118.122
NYK	1204	14.683	14.041	8575	82	104.573
NOP	1320	16.098	13.945	9466	82	115.439
GSW	1333	16.256	13.813	9650	82	117.683
CLE	1179	14.378	13.762	8567	82	104.476
BKN	1261	15.378	13.701	9204	82	112.244
LAC	1268	15.463	13.429	9442	82	115.146
DAL	1193	14.549	13.364	8927	82	108.866
PHI	1257	15.329	13.309	9445	82	115.183
POR	1229	14.988	13.072	9402	82	114.659
SAS	1155	14.085	12.615	9156	82	111.659
TOTALS	80860	16.435	14.779	547146	4920	111.209

Points off Turnovers / Percentage of Total Points / Points by Opponents

Team	Points Off TO	Per Game	Percent of Total	Total Points	Games	Total/Game
CHA	1118	13.634	12.191	9171	82	111.841
MIN	1241	15.134	13.278	9346	82	113.976
MIL	1190	14.512	13.283	8959	82	109.256
SAS	1222	14.902	13.551	9018	82	109.976
BOS	1215	14.817	13.726	8852	82	107.951
ORL	1206	14.707	13.795	8742	82	106.610
POR	1253	15.280	13.833	9058	82	110.463
DEN	1223	14.915	13.976	8751	82	106.720
DAL	1280	15.610	14.172	9032	82	110.146
SAC	1342	16.366	14.194	9455	82	115.305
IND	1225	14.939	14.271	8584	82	104.683
LAL	1516	18.488	16.291	9306	82	113.488
PHO	1601	19.524	16.710	9581	82	116.841
ATL	1726	21.049	17.634	9788	82	119.366
TOTALS	161720	16.435	14.779	1094292	9840	111.209



2018-19 NBA ATTENDANCE

	HOME GAMES ATTENDANCE			ROAD GAMES ATTENDANCE		
TEAM	G	TOTAL	AVG	G	TOTAL	AVG
Atlanta Hawks	41	630,440	15,377	41	729,237	17,786
Boston Celtics	41	763,584	18,624	41	765,533	18,672
Brooklyn Nets	41	612,597	14,941	41	741,515	18,086
Charlotte Hornets	41	676,570	16,502	41	723,570	17,648
Chicago Bulls	41	823,475	20,085	41	730,710	17,822
Cleveland Cavaliers	41	793,337	19,350	41	722,921	17,632
Dallas Mavericks	41	820,569	20,014	41	741,033	18,074
Denver Nuggets	41	756,457	18,450	41	716,494	17,475
Detroit Pistons	41	675,963	16,487	41	730,583	17,819
Golden State Warriors	41	803,436	19,596	41	770,397	18,790
Houston Rockets	41	740,392	18,058	41	734,766	17,921
Indiana Pacers	41	689,310	16,812	41	732,774	17,873
Los Angeles Clippers	41	710,327	17,325	41	706,573	17,233
Los Angeles Lakers	41	778,877	18,997	41	773,355	18,862
Memphis Grizzlies	41	638,332	15,569	41	720,763	17,580
Miami Heat	41	805,264	19,641	41	745,217	18,176
Milwaukee Bucks	41	721,692	17,602	41	747,607	18,234
Minnesota Timberwolves	41	627,543	15,306	41	723,775	17,653
New Orleans Pelicans	41	656,183	16,004	41	724,356	17,667
New York Knickerbockers	41	779,087	19,002	41	720,226	17,566
Oklahoma City Thunder	41	746,350	18,204	41	732,517	17,866
Orlando Magic	41	720,024	17,562	41	724,048	17,660
Philadelphia 76ers	41	838,564	20,453	41	733,699	17,895
Phoenix Suns	41	627,023	15,293	41	737,301	17,983
Portland Trail Blazers	41	799,345	19,496	41	735,976	17,951
Sacramento Kings	41	700,975	17,097	41	705,164	17,199
San Antonio Spurs	41	750,616	18,308	41	712,647	17,382
Toronto Raptors	41	812,822	19,825	41	747,839	18,240
Utah Jazz	41	732,240	17,860	41	718,204	17,517
Washington Wizards	41	716,996	17,488	41	717,896	17,510
TOTALS	1230	21,948,390	17,844	1230	21,966,696	17,859



BACK TO TABLE OF CONTENTS

2018-19 NBA HIGHS & LOWS

SINGLE-GAME HIGHS / PLAYERS

Minutes -- 56, LaVine, CHI at ATL, 3/1 (4 OT)
Minutes -- 56, Young, ATL vs. CHI, 3/1 (4 OT)
Minutes -- 48, (4 times, most recently) Trent, POR vs. SAC, 4/10
Field Goals -- 21, Walker, CHA vs. PHI, 11/17 (OT)
Field Goals -- 20, (3 times, most recently) Aldridge, SA at BOS, 3/24
FG Attempts -- 39, Harden, HOU at MEM, 3/20 (OT)
FG Attempts -- 38, Harden, HOU at NY, 1/23
3-Pt. Field Goals -- 14, Thompson, GS at CHI, 10/29
3-Pt. FG Attempts -- 24, Thompson, GS at CHI, 10/29
Free Throws -- 22, Harden, HOU at NY, 1/23
FT Attempts -- 27, Harden, HOU vs. MEM, 12/31
Off. Rebounds -- 12, Capela, HOU at DET, 11/23 (OT)
Off. Rebounds -- 12, McGee, LAL vs. BKN, 3/22
Def. Rebounds -- 23, Valanciunas, MEM at ORL, 3/22 (OT)
Def. Rebounds -- 22, Gobert, UTA vs. DET, 1/14
Rebounds -- 27, Towns, MIN vs. NO, 1/12
Assists -- 24, Westbrook, OKC at SA, 1/10 (2 OT)
Assists -- 21, Westbrook, OKC vs. LAL, 4/2
Steals -- 8, Irving, BOS vs. MIA, 1/21
Turnovers -- 11, Harden, HOU at WAS, 11/26 (OT)
Turnovers -- 11, B. Simmons, PHI at TOR, 10/30
Turnovers -- 11, Towns, MIN vs. MIA, 4/5
Blocks -- 9, Whiteside, MIA vs. SA, 11/7
Blocks -- 9, Robinson, NY vs. ORL, 11/11
Points -- 61, Harden, HOU at NY, 1/23
Points -- 61, Harden, HOU vs. SA, 3/22

SINGLE-GAME HIGHS AND LOWS / TEAMS

Field Goals -- 61, Atlanta, vs. CHI, 3/1 (4 OT)
Field Goals -- 59, New Orleans, vs. SA, 11/19
Fewest Field Goals -- 25, (3 times, most recently) L.A. Clippers, at MEM, 12/5
FG Attempts -- 123, Atlanta, vs. CHI, 3/1 (4 OT)
FG Attempts -- 114, Brooklyn, vs. MIA, 4/10
Fewest FG Attempts -- 64, Phoenix, vs. MEM, 11/4
Field Goal Pct. -- .649, San Antonio, at ORL, 12/19
Lowest Field Goal Pct. -- .278, Detroit, at BRK, 3/11
3-Pt. Field Goals -- 27, Houston, vs. PHO, 4/7
3-Pt. FG Attempts -- 70, Houston, vs. BRK, 1/16 (OT)
3-Pt. FG Attempts -- 61, Houston, at SAC, 4/2
3-Pt. FG Pct. -- .842, San Antonio, vs. OKC, 1/10 (2 OT)
3-Pt. FG Pct. -- .783, L.A. Clippers, at GS, 12/23
Free Throws -- 44, Philadelphia, vs. DET, 11/3
Fewest Free Throws -- 2, Miami, vs. ORL, 12/4
FT Attempts -- 54, Philadelphia, at PHO, 1/2
FT Attempts -- 54, Brooklyn, at ATL, 3/9
Fewest FT Attempts -- 4, Denver, at SA, 3/4
Free Throw Pct. -- 1.000, Boston, at WAS, 12/12 (OT)
Free Throw Pct. -- 1.000, Houston, at MEM, 3/20 (OT)
Free Throw Pct. -- 1.000, (27 times, most recently) Orlando, at BOS, 4/7
Lowest Free Throw Pct. -- .263, Miami, at DET, 1/18
Off. Rebounds -- 26, Oklahoma City, at DAL, 11/10
Off. Rebounds -- 26, Philadelphia, at ATL, 4/3
Fewest Off. Rebounds -- 1, Chicago, at ORL, 12/13
Def. Rebounds -- 55, Milwaukee, at MIN, 10/26
Fewest Def. Rebounds -- 18, Phoenix, vs. LAC, 1/4
Rebounds -- 71, Milwaukee, at ATL, 3/31 (OT)
Rebounds -- 68, Brooklyn, vs. MIA, 4/10
Fewest Rebounds -- 22, Cleveland, vs. MIA, 1/2
Assists -- 42, Golden State, vs. SA, 2/6
Fewest Assists -- 10, (3 times, most recently) Houston, at NY, 1/23
Personal Fouls -- 38, Atlanta, vs. LAC, 11/19
Fewest Personal Fouls -- 9, New Orleans, vs. HOU, 3/24
Fewest Personal Fouls -- 9, Portland, at ATL, 3/29
Steals -- 20, Miami, vs. ATL, 11/27
Turnovers -- 29, Dallas, at OKC, 12/31
Fewest Turnovers -- 3, (4 times, most recently) Dallas, at UTA, 2/23
Blocks -- 19, Memphis, vs. NY, 11/25
Points -- 168, Chicago, at ATL, 3/1 (4 OT)
Points -- 149, (5 times, most recently) Houston, vs. PHO, 4/7
Fewest Points -- 68, Utah, at DAL, 11/14

2018-19 NBA AWARD WINNERS

Kia NBA Finals Most Valuable Player Award: Kawhi Leonard, Toronto Raptors
KIA NBA Most Valuable Player Award: Giannis Antetokounmpo, Milwaukee Bucks
Kia NBA Rookie of the Year Award: Luka Doncic, Dallas Mavericks
Kia NBA Most Improved Player: Pascal Siakam, Toronto Raptors
Kia NBA Defensive Player of the Year Award: Rudy Gobert, Utah Jazz
Kia NBA Sixth Man Award: Lou Williams, LA Clippers
NBA Coach of the Year: Mike Budenholzer, Milwaukee Bucks
NBA Basketball Executive Of the Year: Jon Horst, Milwaukee Bucks
Twyman-Stokes Teammate of the Year: Mike Conley, Memphis Grizzlies
NBA Sportsmanship Award: Mike Conley, Memphis Grizzlies
NBA J. Walter Kennedy Citizenship Award: Damian Lillard, Portland Trail Blazers

ALL NBA TEAM
2018-19 ALL-NBA FIRST TEAM

POSITION	PLAYER, TEAM	1ST TEAM VOTES (5 POINTS)	2ND TEAM VOTES (3 POINTS)	3RD TEAM VOTES (1 POINT)	TOTAL POINTS	ALL-NBA SELECTIONS
Forward	Giannis Antetokounmpo, Milwaukee	100	--	--	500	3 (one 1st, two 2nd)
Guard	James Harden, Houston	100	--	--	500	6 (five 1st, one 3rd)
Guard	Stephen Curry, Golden State	91	9	--	482	6 (three 1st, two 2nd, one 3rd)
Forward	Paul George, Oklahoma City	71	25	3	433	5 (one 1st, four 3rd)
Center	Nikola Jokic, Denver	59	38	2	411	1

2018-19 ALL-NBA SECOND TEAM

POSITION	PLAYER, TEAM	1ST TEAM VOTES (5 POINTS)	2ND TEAM VOTES (3 POINTS)	3RD TEAM VOTES (1 POINT)	TOTAL POINTS	ALL-NBA SELECTIONS
Center	Joel Embiid, Philadelphia	40	57	4	375	2 (two 2nd)
Forward	Kevin Durant, Golden State	29	71	--	358	9 (six 1st, three 2nd)
Guard	Damian Lillard, Portland	8	87	5	306	4 (one 1st, two 2nd, one 3rd)
Forward	Kawhi Leonard, Toronto	--	73	23	242	3 (two 1st, one 2nd)
Guard	Kyrie Irving	--	52	39	195	2 (one 2nd, one 3rd)

2018-19 ALL-NBA THIRD TEAM

POSITION	PLAYER, TEAM	1ST TEAM VOTES (5 POINTS)	2ND TEAM VOTES (3 POINTS)	3RD TEAM VOTES (1 POINT)	TOTAL POINTS	ALL-NBA SELECTIONS
Guard	Russell Westbrook, Oklahoma City	1	43	44	178	8 (two 1st, five 2nd, one 3rd)
Forward	Blake Griffin, Detroit	--	13	76	115	5 (three 2nd, two 3rd)
Forward	LeBron James, L.A. Lakers	--	13	72	111	15 (12 1st, two 2nd, one 3rd)
Center	Rudy Gobert, Utah	1	5	69	89	2 (one 2nd, one 3rd)
Guard	Kemba Walker	--	4	39	51	1

ALL NBA DEFENSIVE TEAM
2018-19 NBA ALL-DEFENSIVE FIRST TEAM

POSITION	PLAYER, TEAM	1ST TEAM VOTES (2 POINTS)	2ND TEAM VOTES (1 POINT)	TOTAL POINTS	ALL-DEFENSIVE SELECTIONS
Center	Rudy Gobert, Utah	97	2	196	3 (three 1st)
Forward	Paul George, Oklahoma City	96	3	195	4 (two 1st, two 2nd)
Forward	Giannis Antetokounmpo, Milwaukee	94	5	193	2 (one 1st, one 2nd)
Guard	Marcus Smart, Boston	63	19	145	1
Guard	Eric Bledsoe, Milwaukee	36	28	100	1

2018-19 NBA ALL-DEFENSIVE SECOND TEAM

POSITION	PLAYER, TEAM	1ST TEAM VOTES (2 POINTS)	2ND TEAM VOTES (1 POINT)	TOTAL POINTS	ALL-DEFENSIVE SELECTIONS
Guard	Jrue Holiday, New Orleans	31	28	90	2 (one 1st, one 2nd)
Guard	Klay Thompson, Godlen State	23	36	82	1
Center	Joel Embiid, Philadelphia	4	72	80	2 (two 2nd)
Forward	Draymond Green, Golden State	2	57	61	5 (three 1st, two 2nd)
Forward	Kawhi Leonard, Toronto	5	29	39	5 (three 1st, two 2nd)

NBA ALL-ROOKIE TEAM
2018-19 NBA ALL-ROOKIE FIRST TEAM

PLAYER, TEAM VOTES (2 POINTS)	1ST TEAM VOTES (1 POINT)	2ND TEAM POINTS	TOTAL
Luka Doncic, Dallas Mavericks	100	--	200
Trae Young, Atlanta Hawks	100	--	200
Deandre Ayton, Phoenix Suns	95	5	195
Jaren Jackson Jr., Memphis Grizzlies	60	39	159
Marvin Bagley III, Sacramento Kings	56	44	156

PLAYER, TEAM VOTES (2 POINTS)	1ST TEAM VOTES (1 POINT)	2ND TEAM POINTS	TOTAL
Shai Gilgeous-Alexander, LA Clippers	40	58	138
Collin Sexton, Cleveland Cavaliers	39	54	132
Landry Shamet, LA Clippers	3	79	85
Kyle Kuzma, Los Angeles Lakers	3	71	77
Lauri Markkanen, Chicago	1	43	45

BACK TO TABLE OF CONTENTS

2018-19 NBA AWARD WINNERS

2018-19 MONTHLY AWARD WINNERS

Players of the Month
March/April: Giannis Antetokounmpo, Milwaukee Bucks (Eastern); James Harden, Houston Rockets (Western)
February: Giannis Antetokounmpo, Milwaukee Bucks (Eastern); Paul George, Oklahoma City Thunder (Western)
January: Joel Embiid, Philadelphia 76ers (Eastern); James Harden, Houston Rockets (Western)
December: Giannis Antetokounmpo, Milwaukee Bucks (Eastern); James Harden, Houston Rockets (Western)
October/November: Giannis Antetokounmpo, Milwaukee Bucks (Eastern); Tobias Harris, LA Clippers (Western)

Coaches of the Month
March/April: Steve Clifford, Orlando Magic (Eastern); Terry Stotts, Portland Trail Blazers (Western)
February: Mike Budenholzer, Milwaukee Bucks (Eastern); Terry Stotts, Portland Trail Blazers (Western)
January: Mike Budenholzer, Milwaukee Bucks (Eastern); Steve Kerr, Golden State Warriors (Western)
December: Nate McMillan, Indiana Pacers (Eastern); Mike D'Antoni, Houston Rockets (Western)
October/November: Nick Nurse, Toronto Raptors (Eastern); Doc Rivers, LA Clippers (Western)

Rookies of the Month
March/April: Trae Young, Atlanta Hawks(Eastern); Luka Doncic, Dallas Mavericks (Western)
February: Trae Young, Atlanta Hawks(Eastern); Luka Doncic, Dallas Mavericks (Western)
January: Trae Young, Atlanta Hawks(Eastern); Luka Doncic, Dallas Mavericks (Western)
December: Kevin Knox, New York Knicks (Eastern); Luka Doncic, Dallas Mavericks (Western)
October/November: Trae Young, Atlanta Hawks(Eastern); Luka Doncic, Dallas Mavericks (Western)

Community Assist Award
Season Long Award: Bradley Beal, Washington Wizards
March: Jarrett Allen, Brooklyn Nets
February: Pascal Siakam, Toronto Raptors
January: Mike Conley, Memphis Grizzlies
December: Khris Middleton, Milwaukee Bucks
November: Damian Lillard, Portland Trail Blazers
October: Dwight Powell, Dallas Mavericks

2018-19 WEEKLY AWARD WINNERS

Week 25: April 1-8
Eastern Conference: Kemba Walker, Charlotte Hornets
Western Conference: Russell Westbrook, Oklahoma City Thunder

Week 24: March 25-31
Eastern Conference: Andre Drummond, Detroit Pistons
Western Conference: Damian Lillard, Portland Trail Blazers

Week 23: March 18-24
Eastern Conference: Trae Young, Atlanta Hawks
Western Conference: LaMarcus Aldridge, San Antonio Spurs

Week 22: March 11-17
Eastern Conference: Bradley Beal, Washington Wizards
Western Conference: Rudy Gobert, Utah Jazz

Week 21: March 4-10
Eastern Conference: Andre Drummond, Detroit Pistons
Western Conference: Mike Conley, Memphis Grizzlies

Week 20: Feb. 25-March 3
Eastern Conference: Ben Simmons, Philadelphia 76ers
Western Conference: Donovan Mitchell, Utah Jazz

Week 19: Feb. 18-24
No Players of the Week

Week 18: Feb. 11-17
No Players of the Week

Week 17: Feb. 4-10
Eastern Conference: Bojan Bogdanovic, Indiana Pacers
Western Conference: Paul George, Oklahoma City Thunder

Week 16: Jan. 28-Feb. 3
Eastern Conference: Giannis Antetokounmpo, Milwaukee Bucks
Western Conference: James Harden, Houston Rockets

Week 15: Jan. 21-27
Eastern Conference: Giannis Antetokounmpo, Milwaukee Bucks
Western Conference: Paul George, Oklahoma City Thunder

Week 14: Jan. 14-20
Eastern Conference: D'Angelo Russell, Brooklyn Nets
Western Conference: James Harden, Houston Rockets

Week 13: Jan. 7-13
Eastern Conference: Kawhi Leonard, Toronto Raptors
Western Conference: Donovan Mitchell, Utah Jazz

Week 12: Dec. 31- Jan. 6
Eastern Conference: Joel Embiid, Philadelphia 76ers
Western Conference: Nikola Jokic, Denver Nuggets

Week 11: Dec. 24-30
Eastern Conference: Giannis Antetokounmpo, Milwaukee Bucks
Western Conference: James Harden, Houston Rockets

Week 10: Dec. 17-23
Eastern Conference: Giannis Antetokounmpo, Milwaukee Bucks
Western Conference: Paul George, Oklahoma City Thunder

Week 9: Dec. 10-16
Eastern Conference: Thaddeus Young, Indiana Pacers
Western Conference: James Harden, Houston Rockets

Week 8: Dec. 3-9
Eastern Conference: Bradley Beal, Washington Wizards
Western Conference: Stephen Curry, Golden State Warriors

Week 7: Nov. 26-Dec. 2
Eastern Conference: Kawhi Leonard, Toronto Raptors
Western Conference: Paul Millsap, Denver Nuggets

Week 6: Nov. 19-25
Eastern Conference: Giannis Antetokounmpo, Milwaukee Bucks
Western Conference: Tobias Harris, LA Clippers

Week 5: Nov. 12-18
Eastern Conference: Nikola Vucevic, Orlando Magic
Western Conference: Anthony Davis, New Orleans Pelicans

Week 4: Nov. 5-11
Eastern Conference: Pascal Siakam, Toronto Raptors
Western Conference: CJ McCollum, Portland Trail Blazers

Week 3: Oct. 29-Nov. 4
Eastern Conference: Victor Oladipo, Indiana Pacers
Western Conference: Russell Westbrook, Oklahoma City Thunder

Week 2: Oct. 22-28
Eastern Conference: Giannis Antetokounmpo, Milwaukee Bucks
Western Conference: Stephen Curry, Golden State Warriors

Week 1: Oct. 15-21
Eastern Conference: Kemba Walker, Charlotte Hornets
Western Conference: Nikola Jokic, Denver Nuggets

2019 NBA PLAYOFFS

FIRST ROUND

MILWAUKEE (1) vs. DETROIT (8) (Milwaukee won 4-0)
April 14 DET 86 @ MIL 121
April 17 DET 99 @ MIL 120
April 20 MIL 119 @ DET 103
April 22 MIL 127 @ DET 104

TORONTO (2) vs. ORLANDO (7) (Toronto won 4-1)
April 13 ORL 104 @ TOR 101
April 16 ORL 82 @ TOR 111
April 19 TOR 98 @ ORL 93
April 21 TOR 107 @ ORL 85
April 23 ORL 96 @ TOR 115

PHILADELPHIA (3) vs. BROOKLYN (6) (Philadelphia won 4-1)
April 13 BKN 111 @ PHI 102
April 15 BKN 123 @ PHI 145
April 18 PHI 131 @ BKN 115
April 20 PHI 112 @ BKN 108
April 23 BKN 100 @ PHI 122

HOUSTON (4) vs. UTAH (5) (Houston won 4-1)
April 14 UTA 90 @ HOU 122
April 17 UTA 98 @ HOU 118
April 20 HOU 104 @ UTA 101
April 22 HOU 91 @ UTA 107
April 24 UTA 93 @ HOU 100

GOLDEN STATE (1) vs. LA CLIPPERS (8) (Golden State won 4-2)
April 13 LAC 104 @ GS 121
April 15 LAC 135 @ GS 131
April 18 GS 132 @ LAC 105
April 21 GS 113 @ LAC 105
April 24 LAC 129 @ GS 121
April 26 GS 129 @ LAC 110

DENVER (2) vs. SAN ANTONIO (7) (Denver won 4-3)
April 13 SA 101 @ DEN 96
April 16 SA 105 @ DEN 114
April 18 DEN 108 @ SA 118
April 20 DEN 117 @ SA 103
April 23 SA 90 @ DEN 108
April 25 DEN 103 @ SA 120
April 27 SA 86 @ DEN 90

PORTLAND (3) vs. OKLAHOMA CITY (6) (Portland won 4-1)
Apr 14 OKC 99 @ POR 104
Apr 16 OKC 94 @ POR 114
Apr 19 POR 108 @ OKC 120
Apr 21 POR 111 @ OKC 98
Apr 23 OKC 115 @ POR 118

BOSTON (4) vs. INDIANA (5) (Boston won 4-0)
April 14 IND 74 @ BOS 84
April 17 IND 91 @ BOS 99
April 19 BOS 104 @ IND 96
April 21 BOS 110 @ IND 106

CONFERENCE SEMIFINALS

MILWAUKEE (1) vs. BOSTON (4) (Milwaukee won 4-1)
April 28 BOS 112 @ MIL 90
April 30 BOS 102 @ MIL 123
May 3 MIL 123 @ BOS 116
May 6 MIL 113 @ BOS 101
May 8 BOS 91 @ MIL 116

TORONTO (2) vs. PHILADELPHIA (3) (Toronto won 4-3)
April 27 PHI 95 @ TOR 108
April 29 PHI 94 @ TOR 89
May 2 TOR 95 @ PHI 116
May 5 TOR 101 @ PHI 96
May 7 PHI 89 @ TOR 125
May 9 TOR 101 @ PHI 112
May 12 PHI 90 @ TOR 92

GOLDEN STATE (1) vs. HOUSTON (4) (Golden State won 4-2)
April 28 HOU 100 @ GS 104
April 30 HOU 109 @ HOU 115
May 4 GS 121 @ HOU 126OT
May 6 GS 108 @ HOU 112
May 8 HOU 99 @ GS 104
May 10 GS 118 @ HOU 113

DENVER (2) vs. PORTLAND (3) (Portland won 4-3)
April 29 POR 113 @ POR 121
May 1 POR 97 @ DEN 90
May 3 DEN 137 @ POR 140OT4
May 5 DEN 116 @ POR 112
May 7 POR 98 @ DEN 124
May 9 DEN 108 @ POR 119
May 12 POR 100 @ DEN 96

CONFERENCE FINALS

MILWAUKEE (1) vs. TORONTO (2) ()
May 15 TOR 100 @ MIL 108
May 17 TOR 103 @ MIL 125
May 19 MIL 112 @ TOR 118 2OT
May 21 MIL 102 @ TOR 120
May 23 TOR 105 @ MIL 99
May 25 MIL 94 @ TOR 100

GOLDEN STATE (1) vs. PORTLAND (3) (Golden State won 4-0)
May 14 POR 94 @ GS 116
May 16 POR 111 @ GS 114
May 18 GS 110 @ POR 99
May 20 GS 119 @ POR 117OT

NBA FINALS

TORONTO vs. GOLDEN STATE (Toronto won 4-2)
May 30 GS 109 @ TOR 118
June 2 GS 109 @ TOR 104
June 5 TOR 123 @ GS 109
June 10 GS 105 @ TOR 105
June 13 TOR 114 @ GS 110

BACK TO TABLE OF CONTENTS

2019 NBA PLAYOFF INDIVIDUAL LEADERS

SCORING AVERAGE

PLAYER, TEAM	G	FG	FT	PTS	AVG
Harden, Hou.	11	109	82	348	31.6
Leonard, Tor.	24	243	191	732	30.5
George, OKC.	5	44	40	143	28.6
Curry, G.S.	22	190	148	620	28.2
Lillard, Por.	16	138	95	430	26.9
Antetokounmpo, Mil.	15	129	107	383	25.5
Jokic, Den.	14	132	66	352	25.1
McCollum, Por.	16	154	41	395	24.7
Westbrook, OKC.	5	40	23	114	22.8
DeRozan, S.A.	7	58	38	154	22.0
Williams, LA-C	6	45	34	130	21.7
Mitchell, Utah	5	36	24	107	21.4
Irving, Bos.	9	69	36	192	21.3
Murray, Den.	14	107	56	298	21.3
LeVert, Bkn.	5	36	21	105	21.0
Thompson, G.S.	21	164	37	435	20.7
Embiid, Phi.	11	68	74	222	20.2
Aldridge, S.A.	7	55	27	140	20.0
Gallinari, LA-C	6	39	28	119	19.8
Butler, Phi.	12	79	63	233	19.4

REBOUNDS PER GAME

PLAYER, TEAM	G	FG	FT	PTS	AVG
Drummond, Det.	4	20	32	52	13.0
Jokic, Den.	14	54	128	182	13.0
Antetokounmpo, Mil.	15	36	147	183	12.2
Embiid, Phi.	11	21	94	115	10.5
Capela, Hou.	11	41	72	113	10.3
Gobert, Utah	5	23	28	51	10.2
Green, G.S.	22	41	182	223	10.1
Kanter, Por.	16	52	102	154	9.6
Aldridge, S.A.	7	19	48	67	9.6
Harris, Phi.	12	12	98	110	9.2
Leonard, Tor.	24	54	164	218	9.1
Horford, Bos.	9	13	68	81	9.0
Westbrook, OKC.	5	7	38	45	9.0
George, OKC.	5	6	37	43	8.6
Morris, Bos.	9	12	61	73	8.1
Beverley, LA-C	6	8	40	48	8.0
Vucevic, Orl.	5	9	31	40	8.0
Poeltl, S.A.	7	25	29	54	7.7
Tucker, Hou.	11	19	63	82	7.5
Favors, Utah	5	15	22	37	7.4

ASSISTS PER GAME

PLAYER, TEAM	G	AST	AVG
Westbrook, OKC.	5	53	10.6
Rubio, Utah	5	43	8.6
Green, G.S.	22	187	8.5
Jokic, Den.	14	118	8.4
Williams, LA-C	6	46	7.7
Irving, Bos.	9	63	7.0
Jackson, Det.	4	28	7.0
Harden, Hou.	11	73	6.6
Lillard, Por.	16	106	6.6
Lowry, Tor.	24	159	6.6
B. Simmons, Phi.	12	72	6.0
Curry, G.S.	22	126	5.7
Paul, Hou.	11	60	5.5
Butler, Phi.	12	62	5.2
Ingles, Utah	5	25	5.0
Antetokounmpo, Mil.	15	73	4.9
Murray, Den.	14	66	4.7
Beverley, LA-C	6	28	4.7
DeRozan, S.A.	7	32	4.6
Horford, Bos.	9	40	4.4

FIELD GOAL PCT

PLAYER, TEAM.	FG	FGA	PCT
Harrell, LA-C	46	63	.730
Adams, OKC.	28	42	.667
Favors, Utah	23	36	.639
B. Simmons, Phi.	72	116	.621
Allen, Bkn.	19	32	.594
Gobert, Utah	19	32	.594
Capela, Hou.	46	82	.561
D. White, S.A.	41	75	.547
Green, LA-C	23	43	.535
Hill, Mil.	63	118	.534

3-PT FIELD GOAL PCT.

PLAYER, TEAM	3FG	3GA	PCT
Kennard, Det.	9	15	.600
Evans, Ind.	11	20	.550
Green, LA-C	12	23	.522
Gilgeous-Alexander, LA-C	9	18	.500
Forbes, S.A.	15	31	.484
Augustin, Orl.	10	21	.476
Craig, Den.	17	36	.472
Griffin, Det.	6	13	.462
LeVert, Bkn.	12	26	.462
Rivers, Hou.	16	35	.457

FREE THROW PCT.

PLAYER, TEAM	FT	FTA	PCT
Brogdon, Mil.	141	152	.928
Carroll, Bkn.	8	8	1.000
Griffin, Det.	7	7	1.000
Harris, Bkn.	8	8	1.000
Hayward, Bos.	19	19	1.000
Iwundu, Orl.	9	9	1.000
Shamet, LA-C	10	10	1.000
Curry, G.S.	148	157	.943
Murray, Den.	56	62	.903
Durant, G.S.	102	113	.903
Thompson, G.S.	37	41	.902

STEALS PER GAME

PLAYER, TEAM	G	STL	AVG
T. Young, Ind.	4	11	2.75
Rubio, Utah	5	12	2.40
Ingles, Utah	5	11	2.20
Harden, Hou.	11	24	2.18
Paul, Hou.	11	24	2.18
Bogdanovic, Ind.	4	8	2.00
Tucker, Hou.	11	19	1.73
Lillard, Por.	16	27	1.69
Leonard, Tor.	24	40	1.67
Mitchell, Utah	5	8	1.60

BLOCKS PER GAME

PLAYER, TEAM	G	BLK	AVG
Gobert, Utah	5	13	2.60
Embiid, Phi.	11	25	2.27
Antetokounmpo, Mil.	15	30	2.00
Grant, OKC.	5	10	2.00
Lopez, Mil.	15	28	1.87
Favors, Utah	5	9	1.80
Turner, Ind.	4	7	1.75
Green, G.S.	22	33	1.50
Collins, Por.	16	21	1.31
2 tied			1.25

MINUTES PER GAME

PLAYER, TEAM	G	MIN	AVG
George, OKC.	5	204	40.8
Lillard, Por.	16	650	40.6
Jokic, Den.	14	557	39.8
McCollum, Por.	16	635	39.7
Westbrook, OKC.	5	197	39.5
Leonard, Tor.	24	939	39.1
Thompson, G.S.	21	818	39.0
Tucker, Hou.	11	426	38.7
Green, G.S.	22	851	38.7
Mitchell, Utah	5	193	38.6

2019 NBA PLAYOFF LEADERS

TEAMS' STATISTICS (TOTALS)

		FIELD GOALS		3-POINT FGs		FREE THROWS		----- REBOUNDS -----			---------MISCELLANEOUS----------					SCORING		
TEAM	G	MADE	ATT.	MADE	ATT.	MADE	ATT.	OFF.	DEF.	TOT.	AST	PF	DQ	STL	TO	BLK	PTS.	AVG.
LA-C	6	239	535	69	190	141	173	60	181	241	152	150	3	48	90	20	688	114.7
G.S.	22	904	1895	268	720	435	535	223	730	953	625	511	4	163	328	125	2511	114.1
Milw.	15	597	1325	192	571	306	420	152	627	779	375	327	1	100	195	96	1692	112.8
Bkn.	5	192	457	55	170	118	146	56	146	202	96	114	0	38	71	14	557	111.4
Port.	16	631	1447	189	525	304	397	183	540	723	316	364	2	110	206	82	1755	109.7
Den.	14	559	1263	134	389	276	353	183	485	668	336	298	5	80	137	65	1528	109.1
Phil.	12	473	1030	113	341	245	310	137	445	582	293	269	2	76	198	65	1304	108.7
Hou.	11	409	922	172	470	204	267	106	366	472	201	238	1	94	174	56	1194	108.5
Tor.	24	904	2034	286	827	464	559	199	817	1016	541	543	7	193	290	110	2558	106.6
OKC.	5	189	430	52	157	96	127	51	165	216	113	121	1	33	76	27	526	105.2
S.A.	7	276	596	47	139	124	161	75	241	316	148	136	0	32	59	28	723	103.3
Bos.	9	321	757	102	297	175	218	67	363	430	193	187	2	53	133	34	919	102.1
Det.	4	150	387	44	133	48	66	43	126	169	92	97	1	29	42	16	392	98.0
Utah	5	173	432	47	179	96	128	59	177	236	115	109	0	46	76	27	489	97.8
Orl.	5	161	415	52	174	86	111	48	169	217	95	94	0	33	78	20	460	92.0
Ind.	4	134	334	40	119	59	82	32	129	161	83	80	1	33	48	14	367	91.8

OPPONENTS' STATISTICS (TOTALS)

	FIELD GOALS		3-POINT FGs		FREE THROWS		----- REBOUNDS -----			---------- MISCELLANEOUS ----------						SCORING		
TEAM	MADE	ATT.	MADE	ATT.	MADE	ATT.	OFF.	DEF.	TOT.	AST	PF	DQ	STL	TO	BLK	PTS.	AVG.	DIFF.
Ind.	142	320	47	118	66	87	30	161	191	81	78	0	22	64	12	397	99.3	-7.5
Tor.	847	1996	267	811	466	601	235	852	1087	567	522	1	156	369	120	2427	101.1	+5.5
Bos.	332	788	111	326	157	220	79	337	416	199	189	1	65	110	39	932	103.6	-1.4
Milw.	548	1350	185	542	279	348	128	548	676	339	350	6	105	182	71	1560	104.0	+8.8
S.A.	280	609	68	189	108	146	73	235	308	182	140	0	32	64	25	736	105.1	-1.9
Hou.	418	953	116	378	207	272	122	352	474	267	237	1	90	159	51	1159	105.4	+3.2
Phil.	445	1037	123	398	255	315	114	367	481	233	265	2	95	152	41	1268	105.7	+3.0
Orl.	202	422	60	163	68	80	35	188	223	131	115	0	42	61	21	532	106.4	-14.4
Utah	183	421	77	211	92	122	43	178	221	92	107	0	46	76	35	535	107.0	-9.2
Den.	559	1246	120	363	264	348	163	486	649	280	307	1	75	135	66	1502	107.3	+1.9
G.S.	844	1894	288	798	461	569	223	678	901	496	490	6	172	323	85	2437	110.8	+3.4
OKC.	199	445	64	158	93	118	53	174	227	87	117	1	40	72	29	555	111.0	-5.8
Port.	639	1433	164	484	335	421	206	567	773	384	365	6	117	208	94	1777	111.1	-1.4
Det.	176	345	50	135	85	112	39	174	213	114	80	0	23	58	35	487	121.8	-23.8
Bkn.	230	466	45	134	107	139	69	196	265	135	121	2	39	82	30	612	122.4	-11.0
LA-C	268	534	77	193	134	155	62	214	276	187	155	3	42	86	45	747	124.5	-9.8
AVG	395	891	116	338	199	253	105	357	461	236	227	2	73	138	50	1104	107.7	---
TOTAL	6312	14259	1862	5401	3177	4053	1674	5707	7381	3774	3638	30	1161	2201	799	17663	---	---

TEAMS' STATISTICS (PER GAME)

		FIELD GOALS			3-POINT FGs			FREE THROWS			----- REBOUNDS ----					------MISCELLANEOUS ------				
TEAM	G	MADE	ATT.	PCT.	MADE	ATT.	PCT.	MADE	ATT.	PCT.	OFF.	DEF.	TOT.	AST	PF	DQ	STL	TO	BLK	PTS.
Bos.	9	35.67	84.11	.424	11.33	33.00	.343	19.44	24.22	.803	7.44	40.33	47.78	21.44	20.78	0.22	5.89	14.78	3.78	102.1
Bkn.	5	38.40	91.40	.420	11.00	34.00	.324	23.60	29.20	.808	11.20	29.20	40.40	19.20	22.80	0.00	7.60	14.20	2.80	111.4
Den.	14	39.93	90.21	.443	9.57	27.79	.344	19.71	25.21	.782	13.07	34.64	47.71	24.00	21.29	0.36	5.71	9.79	4.64	109.1
Det.	4	37.50	96.75	.388	11.00	33.25	.331	12.00	16.50	.727	10.75	31.50	42.25	23.00	24.25	0.25	7.25	10.50	4.00	98.0
G.S.	22	41.09	86.14	.477	12.18	32.73	.372	19.77	24.32	.813	10.14	33.18	43.32	28.41	23.23	0.18	7.41	14.91	5.68	114.1
Hou.	11	37.18	83.82	.444	15.64	42.73	.366	18.55	24.27	.764	9.64	33.27	42.91	18.27	21.64	0.09	8.55	15.82	5.09	108.5
Ind.	4	33.50	83.50	.401	10.00	29.75	.336	14.75	20.50	.720	8.00	32.25	40.25	20.75	20.00	0.25	8.25	12.00	3.50	91.8
LA-C	6	39.83	89.17	.447	11.50	31.67	.363	23.50	28.83	.815	10.00	30.17	40.17	25.33	25.00	0.50	8.00	15.00	3.33	114.7
Milw.	15	39.80	88.33	.451	12.80	38.07	.336	20.40	28.00	.729	10.13	41.80	51.93	25.00	21.80	0.07	6.67	13.00	6.40	112.8
OKC.	5	37.80	86.00	.440	10.40	31.40	.331	19.20	25.40	.756	10.20	33.00	43.20	22.60	24.20	0.20	6.60	15.20	5.40	105.2
Orl.	5	32.20	83.00	.388	10.40	34.80	.299	17.20	22.20	.775	9.60	33.80	43.40	19.00	18.80	0.00	6.60	15.60	4.00	92.0
Phil.	12	39.42	85.83	.459	9.42	28.42	.331	20.42	25.83	.790	11.42	37.08	48.50	24.42	22.42	0.17	6.33	16.50	5.42	108.7
Port.	16	39.44	90.44	.436	11.81	32.81	.360	19.00	24.81	.766	11.44	33.75	45.19	19.75	22.75	0.13	6.88	12.88	5.13	109.7
S.A.	7	39.43	85.14	.463	6.71	19.86	.338	17.71	23.00	.770	10.71	34.43	45.14	21.14	19.43	0.00	4.57	8.43	4.00	103.3
Tor.	24	37.67	84.75	.444	11.92	34.46	.346	19.33	23.29	.830	8.29	34.04	42.33	22.54	22.63	0.29	8.04	12.08	4.58	106.6
Utah	5	34.60	86.40	.400	9.40	35.80	.263	19.20	25.60	.750	11.80	35.40	47.20	23.00	21.80	0.00	9.20	15.20	5.40	97.8

OPPONENTS' STATISTICS (PER GAME)

		FIELD GOALS			3-POINT FGs			FREE THROWS			----- REBOUNDS ----					------MISCELLANEOUS ------				
TEAM	G	MAIDE	ATT.	PCT.	MADE	ATT.	PCT.	MADE	ATT.	PCT.	OFF.	DEF.	TOT.	AST	PF	DQ	STL	TO	BLK	PTS.
Bos.	9	36.89	87.56	.421	12.33	36.22	.340	17.44	24.44	.714	8.78	37.44	46.22	22.11	21.00	0.11	7.22	12.22	4.33	103.6
Bkn.	5	46.00	93.20	.494	9.00	26.80	.336	21.40	27.80	.770	13.80	39.20	53.00	27.00	24.20	0.40	7.80	16.40	6.00	122.4
Den.	14	39.93	89.00	.449	8.57	25.93	.331	18.86	24.86	.759	11.64	34.71	46.36	20.00	21.93	0.07	5.36	9.64	4.71	107.3
Det.	4	44.00	86.25	.510	12.50	33.75	.370	21.25	28.00	.759	9.75	43.50	53.25	28.50	20.00	0.00	5.75	14.50	8.75	121.8
G.S.	22	38.36	86.09	.446	13.09	36.27	.361	20.95	25.86	.810	10.14	30.82	40.95	22.55	22.27	0.27	7.82	14.68	3.86	110.8
Hou.	11	38.00	86.64	.439	10.55	34.36	.307	18.82	24.73	.761	11.09	32.00	43.09	24.27	21.55	0.09	8.18	14.45	4.64	105.4
Ind.	4	35.50	80.00	.444	11.75	29.50	.398	16.50	21.75	.759	7.50	40.25	47.75	20.25	19.50	0.00	5.50	16.00	3.00	99.3
LA-C	6	44.67	89.00	.502	12.83	32.17	.399	22.33	25.83	.865	10.33	35.67	46.00	31.17	25.83	0.50	7.00	14.33	7.50	124.5
Milw.	15	36.53	90.00	.406	12.33	36.13	.341	18.60	23.20	.802	8.53	36.53	45.07	22.60	23.33	0.40	7.00	12.13	4.73	104.0
OKC.	5	39.80	89.00	.447	12.80	31.60	.405	18.60	23.60	.788	10.60	34.80	45.40	17.40	23.40	0.20	8.00	14.40	5.80	111.0
Orl.	5	40.40	84.40	.479	12.00	32.60	.368	13.60	16.00	.850	7.00	37.60	44.60	26.20	23.00	0.00	8.40	12.20	4.20	106.4
Phil.	12	37.08	86.42	.429	10.25	33.17	.309	21.25	26.25	.810	9.50	30.58	40.08	19.42	22.08	0.17	7.92	12.67	3.42	105.7
Port.	16	39.94	89.56	.446	10.25	30.25	.339	20.94	26.31	.796	12.88	35.44	48.31	24.00	22.81	0.38	7.31	13.00	5.88	111.1
S.A.	7	40.00	87.00	.460	9.71	27.00	.360	15.43	20.86	.740	10.43	33.57	44.00	26.00	20.00	0.00	4.57	9.14	3.57	105.1
Tor.	24	35.29	83.17	.424	11.13	33.79	.329	19.42	25.04	.775	9.79	35.50	45.29	23.63	21.75	0.04	6.50	15.38	5.00	101.1
Utah	5	36.60	84.20	.435	15.40	42.20	.365	18.40	24.40	.754	8.60	35.60	44.20	18.40	21.40	0.00	9.20	15.20	7.00	107.0
ONE TEAM		38.49	86.95	.443	11.35	32.93	.345	19.37	24.71	.784	10.21	34.80	45.01	23.01	22.18	0.18	7.08	13.42	4.87	107.7
BOTH TEAMS		76.98	173.89	.443	22.71	65.87	.345	38.74	49.43	.784	20.41	69.60	90.01	46.02	44.37	0.37	14.16	26.84	9.74	215.4

BACK TO TABLE OF CONTENTS

RECORDS

SACRAMENTO INDIVIDUAL RECORDS

(Game records from Sacramento-era contests only — since 1985-86)

MOST POINTS				
Game (+ 2OT)	56	DeMarcus Cousins	vs.Charlotte	Jan. 25, 2016
Game	48	Kevin Martin	vs. Minnesota	Mar. 7, 2008
Half (2nd)	32	Wayman Tisdale	at Detroit	Mar. 6, 1990
Quarter (4th)	25	Mitch Richmond	at Houston	Dec. 15, 1995
Overtime	12	Peja Stojakovic	vs.New York	Mar. 27, 2001
MOST FIELD GOALS MADE				
Overtime	12	Peja Stojakovic	vs.New York	Mar. 27, 2001
Game (+ 1OT)	24	Chris Webber	vs. Indiana	Jan. 5, 2001
Game	19	Wayman Tisdale	vs. LA Clippers	Mar. 23, 1993
Game	19	Wayman Tisdale	at Detroit	Mar. 6, 1990
Half (2nd)	15	Wayman Tisdale	at Detroit	Mar. 6, 1990
Quarter	9	several times		
Overtime	4	three times		
MOST FIELD GOALS ATTEMPTED				
Game (+ 1OT)	47	Chris Webber	vs. Indiana	Jan. 5, 2001
Game	37	Chris Webber	vs. Portland	Feb. 20, 2000
Half (2nd)	23	Chris Webber	vs. Indiana	Jan. 5, 2001
Half (2nd)	23	Mitch Richmond	vs. LA Clippers	Apr. 8, 1995
Quarter (4th)	14	Mitch Richmond	vs. LA Clippers	Apr. 8, 1995
Overtime	6	several times		
MOST FREE THROWS MADE				
Game (+ 1OT)	23	Kevin Martin	at. Golden State	Apr. 1, 2009
Game	22	Kevin Martin	vs. Minnesota	Mar. 7, 2008
Half (2nd)	15	Kevin Martin	vs. Minnesota	Mar. 7, 2008
Half (2nd)	15	Reggie Theus	at Utah	Jan. 31, 1986
Quarter (4th)	13	Mitch Richmond	vs. Detroit	Jan. 22, 1997
Overtime	7	Danny Ainge	vs. Boston	Dec. 27, 1989
MOST FREE THROWS ATTEMPTED				
Game (+ 1OT)	26	Kevin Martin	at Golden State	Apr. 1, 2009
Game	24	Kevin Martin	vs. Minnesota	Mar. 7, 2008
Half (2nd)	18	Reggie Theus	at Utah	Jan. 31, 1986
Quarter (4th)	14	Mitch Richmond	vs. Phoenix	Apr. 17, 1996
Overtime	8	Brian Grant	vs. Cleveland	Mar. 31, 1996
MOST REBOUNDS				
Game (+ 1OT)	26	Chris Webber	vs. Indiana	Jan. 5, 2001
Game	22	Chris Webber	vs. New Jersey	Nov. 23, 1999
Game	22	LaSalle Thompson	at LA Clippers	Nov. 16, 1988
Half (1st)	15	DeMarcus Cousins	at Philadelphia	Mar. 13, 2015
Half (1st)	15	Scot Pollard	at Dallas	Nov. 29, 2001
Half (2nd)	15	LaSalle Thompson	at Indiana	Jan. 8, 1986
Quarter (3rd)	11	Vlade Divac	vs. Atlanta	Feb. 20, 2001
Quarter (3rd)	11	Michael Stewart	vs. Portland	Dec. 16, 1997
Overtime	5	Otis Thorpe	vs. Golden State	Apr. 11, 1987
MOST OFFENSIVE REBOUNDS				
Game	14	Olden Polynice	at Milwaukee	Mar. 11, 1994
Half	10	DeMarcus Cousins	vs. Indiana	Jan. 18, 2012
Quarter (4th)	7	Corey Brewer	vs. Houston	Apr. 2, 2019
Quarter (3rd)	7	Vlade Divac	vs. Atlanta	Feb. 20, 2001
Overtime	4	Otis Thorpe	vs. Golden State	Apr. 11, 1987
MOST DEFENSIVE REBOUNDS				
Game	19	DeMarcus Cousins	vs. Denver	Feb. 19, 2016
Game	18	Brad Miller	vs. Charlotte	Jan. 30, 2008
Half (2nd)	14	DeMarcus Cousins	vs. New Orleans	Apr. 3, 2015
Quarter (4th)	9	Chris Webber	vs. New Jersey	Nov. 23, 1999
Overtime	4	Chris Webber	at Orlando	Mar. 13, 2001
Overtime	4	Chris Webber	at Golden State	Nov. 10, 2000
MOST ASSISTS				
Game (+ 1OT)	20	Rajon Rondo	vs. Charlotte	Jan. 25, 2016
Game (+ 2OT)	20	Rajon Rondo	at Charlotte	Nov. 23, 2015
Game	19	Rajon Rondo	at Oklahoma City	Jan. 4, 2016
Half (2nd)	13	Rajon Rondo	at Oklahoma City	Jan. 4, 2016
Half (1st)	13	Mike Bibby	at Portland	Nov. 13, 2003
Half (2nd)	13	Reggie Theus	at Seattle	Feb. 25, 1986
Quarter (1st)	10	Kenny Smith	vs. Portland	Feb. 11, 1988
Overtime	3	three times		

BACK TO TABLE OF CONTENTS

MOST THREE-POINT FIELD GOALS MADE			
Game	9	Omri Casspi	at Golden State	Dec. 28, 2015
Game	9	Mike Bibby	vs. Phoenix	Mar. 25, 2007
Half (1st)	7	Omri Casspi	at Golden State	Dec. 28, 2015
Quarter (2nd)	6	Omri Casspi	at Golden State	Dec. 28, 2015
Overtime	3	Mahmoud Abdul-Rauf	at Golden State	Apr. 19, 1997

MOST THREE-POINT FIELD GOALS ATTEMPTED			
Game	15	Nick Anderson	vs. Detroit	Mar. 24, 2000
Half (2nd)	12	Jason Williams	vs. Minnesota	Apr. 23, 1999
Quarter (3rd)	8	Jason Williams	vs. Minnesota	Apr. 23, 1999
Overtime	3	several times		

MOST PERSONAL FOULS				
Game	6	several times		
Half	6	several times		
Quarter (4th)	6	Duane Causwell	vs. Minnesota	Jan. 23, 1993
Overtime	3	several times		

MOST STEALS				
Game	8	Doug Christie	at San Antonio	Dec. 8, 2002
Game	8	Chris Webber	vs. Utah	Mar. 11, 2001
Game	8	Danny Ainge	vs. LA Clippers	Apr. 22, 1989
Half	6	three times		
Quarter (3rd)	6	Randy Brown	at Milwaukee	Jan. 11, 1992
Overtime	3	Doug Christie	vs. LA Clippers	Feb. 27, 2001

MOST BLOCKED SHOTS				
Game	9	Chris Webber	vs. Vancouver	Feb. 7, 1999
Game	9	Michael Stewart	vs. LA Clippers	Jan. 6, 1998
Game	9	Duane Causwell	vs. Denver	Apr. 18, 1991
Half (2nd)	8	Michael Stewart	vs. LA Clippers	Jan. 6, 1998
Quarter (3rd)	6	Michael Stewart	vs. LA Clippers	Jan. 6, 1998
Quarter (3rd)	6	Duane Causwell	vs. Denver	Apr. 18, 1991
Overtime	2	Ed Pinckney	vs. Philadelphia	Nov. 28, 1987

MOST TURNOVERS				
Game (+ 1 OT)	11	Mitch Richmond	at Golden State	Dec. 13, 1997
Game	10	Wayman Tisdale	at Denver	Nov. 8, 1989
Half (2nd)	8	Mitch Richmond	at Golden State	Dec. 13, 1997
Quarter (4th)	6	Mitch Richmond	at Golden State	Dec. 13, 1997
Overtime	2	several times		

SACRAMENTO TEAM RECORDS

MOST POINTS			
Game	154	vs. Philadelphia	Jan. 2, 1993
Half (1st)	87	at Portland	Apr. 10, 2019
Quarter (2nd)	48	at Portland	Apr. 10, 2019
Overtime	24	vs. Utah	Mar. 17, 1990

MOST FIELD GOALS MADE			
Game	61	vs. Philadelphia	Jan. 2, 1993
Half (1st)	35	vs. San Antonio	Mar. 11, 1986
Quarter	19	several times	
Overtime	6	several times	

MOST FIELD GOALS ATTEMPTED			
Game (+ 1OT)	118	vs. Milwaukee	Feb. 27, 2019
Game	111	at Golden State	Apr. 21, 1993
Half (1st)	61	at Houston	Mar. 3, 2010
Quarter (4th)	36	vs. LA Clippers	Mar. 29, 1986
Overtime	14	vs. Indiana	Jan. 5, 2001
Overtime	14	vs. Golden State	Apr. 11, 1987

MOST FREE THROWS MADE			
Game	44	vs. Golden State	Apr. 10, 1988
Half (2nd)	30	at Detroit	Dec. 7, 1985
Quarter (4th)	22	vs. Utah	Feb. 18, 1994
Overtime	14	vs. Utah	Mar. 17, 1990

MOST FREE THROWS ATTEMPTED			
Game (+ 1OT)	58	vs. LA Lakers	Jan. 4, 2007
Game	57	vs. Utah	Apr. 20, 1997
Half (2nd)	40	at Detroit	Dec. 7, 1985
Quarter (4th)	27	vs. Utah	Feb. 18, 1994
Quarter (4th)	27	vs. Indiana	Nov. 19, 1988
Overtime	16	at Golden State	Nov. 10, 2000

SACRAMENTO-ERA RECORDS

MOST REBOUNDS			
Game	68	vs. Golden State	Jan. 26, 2010
Half (2nd)	40	vs. Washington	Feb. 14, 1987
Quarter (2nd)	25	vs. Golden State	Mar. 5, 1989
Overtime	9	several times	

MOST OFFENSIVE REBOUNDS			
Game	32	vs. Portland	Jan. 25, 1986
Half (2nd)	22	vs. Portland	Jan. 25, 1986
Quarter (3rd)	15	vs. LA Clippers	Mar. 29, 1986
Overtime	7	at Golden State	Apr. 3, 1992

MOST DEFENSIVE REBOUNDS			
Game	49	vs. Golden State	Jan. 26, 2010
Half (2nd)	28	vs. Washington	Feb. 14, 1987
Quarter (3rd)	18	vs. Washington	Feb. 14, 1987
Overtime	7	vs. Memphis	Nov. 2, 2009
Overtime	7	at Charlotte	Feb. 22, 2008

MOST ASSISTS			
Game	42	vs. Boston	Dec. 28, 1996
Game	42	vs. San Antonio	Mar. 11, 1986
Half (1st)	26	vs. San Antonio	Mar. 11, 1986
Quarter (4th)	16	at Portland	Jan. 26, 1986
Overtime	5	at Seattle	Feb. 17, 1999
Overtime	5	vs. Golden State	Mar. 31, 1992

MOST THREE-POINT FIELD GOALS MADE			
Game	20	vs. Golden State	Jan. 5, 2019
Half (1st)	13	at Portland	Apr. 10, 2019
Quarter (2nd)	8	at Portland	Apr. 10, 2019
Overtime	3	at Golden State	Apr. 19, 1997

MOST THREE-POINT FIELD GOALS ATTEMPTED			
Game	44	at Golden State	Dec. 14, 2018
Half (1st)	24	at Golden State	Dec. 14, 2018
Quarter (4th)	16	vs. LA Clippers	Mar. 30, 2007
Overtime	6	vs. Portland	Jan. 1, 2019
Overtime	6	vs. Portland	Jan. 6, 2007

MOST PERSONAL FOULS			
Game	41	at Golden State	Nov. 17, 1990
Half (2nd)	26	at Golden State	Jan. 26, 1996
Quarter (2nd)	15	at San Antonio	Dec. 16, 1995
Overtime	8	vs. LA Lakers	Jan. 4, 2007

MOST DISQUALIFICATIONS		
Game	3	several times

MOST STEALS			
Game	22	vs. Philadelphia	Jan. 2, 1993
Half (1st)	13	vs. Philadelphia	Jan. 2, 1993
Quarter (2nd)	8	at Oklahoma City	Nov. 9, 2014
Quarter (3rd)	8	vs. Houston	Nov. 2, 1997
Quarter (2nd)	8	vs. LA Clippers	Nov. 5, 1995
Overtime	4	vs. LA Lakers	Apr. 10, 2001

MOST BLOCKED SHOTS			
Game	17	vs. LA Clippers	Jan. 6, 1998
Half (1st)	11	vs. Orlando	Apr. 11, 1991
Quarter (3rd)	8	vs. Chicago	Nov. 27, 2010
Quarter (3rd)	8	vs. Denver	Apr. 18, 1991
Overtime	2	three times	

MOST TURNOVERS			
Game	34	at LA Clippers	Dec. 4, 1987
Half (2nd)	20	at Denver	Nov. 8, 1989
Quarter (4th)	16	at Denver	Nov. 8, 1989
Overtime	5	vs. Golden State	Mar. 31, 1992

HIGHEST FIELD GOAL PERCENTAGE			
Game	.654 (51-78)	vs. Houston	Mar. 20, 2001

HIGHEST FREE THROW PERCENTAGE		
Game	1.000	several times

BACK TO TABLE OF CONTENTS

OPPONENT INDIVIDUAL RECORDS

MOST POINTS			
Game (+ 1OT) ... 53	Tony Delk	vs. Phoenix	Jan. 2, 2001
Game ... 52	Klay Thompson	at Golden State	Jan. 23, 2015
Half (2nd) ... 39	Klay Thompson	at Golden State	Jan. 23, 2015
Quarter (3rd) ... *37	Klay Thompson	at Golden State	Jan. 23, 2015
Overtime ... 12	Derek Anderson	vs. Portland	Jan. 20, 2004
Overtime ... 12	Steve Nash	vs. Dallas	Mar. 16, 2003

MOST FIELD GOALS MADE			
Game (+ 1OT) ... 20	Tony Delk	vs. Phoenix	Jan. 2, 2001
Game ... 20	Allen Iverson	at Philadelphia	Feb. 6, 2000
Game ... 20	Dale Ellis	at Seattle	Jan. 5, 1989
Game ... 20	Dominique Wilkins	at Atlanta	Feb. 16, 1988
Half (2nd) ... 14	Dominique Wilkins	at Atlanta	Feb. 16, 1988
Quarter (3rd) ... +13	Klay Thompson	at Golden State	Jan. 23, 2015
Overtime ... 4	several times		

MOST FIELD GOALS ATTEMPTED			
Game ... 40	Allen Iverson	at Philadelphia	Feb. 6, 2000
Half (2nd) ... 23	Larry Hughes	vs. Golden State	Apr. 13, 2000
Quarter (4th) ... 15	D'Angelo Russell	vs. Brooklyn	Mar. 19, 2019
Overtime ... 7	Dwyane Wade	vs. Miami	Dec. 7, 2006
Overtime ... 7	Kobe Bryant	vs. LA Lakers	Jan. 19, 2006

MOST FREE THROWS MADE			
Game (+ 1OT) ... 20	Russell Westbrook	vs. Oklahoma City	Feb. 1, 2009
Game ... 18	Christian Laettner	at Minnesota	Feb. 18, 1993
Half (2nd) ... 17	Adrian Dantley	at Detroit	Dec. 10, 1986
Quarter (4th) ... 14	Adrian Dantley	at Detroit	Dec. 10, 1986
Overtime ... 7	Monta Ellis	vs. Golden State	Dec. 21, 2010

MOST FREE THROWS ATTEMPTED			
Game (+ 1OT) ... 24	Dwyane Wade	vs. Miami	Jan. 9, 2009
Game ... 20	Tracy McGrady	at Orlando	Nov. 9, 2001
Game ... 20	Christian Laettner	at Minnesota	Feb. 18, 1993
Half (2nd) ... 19	Adrian Dantley	at Detroit	Dec. 10, 1986
Quarter (4th) ... 15	Adrian Dantley	at Detroit	Dec. 10, 1986
Overtime ... 8	Monta Ellis	vs. Golden State	Dec. 21, 2010

MOST REBOUNDS			
Game ... 31	Dennis Rodman	vs. Detroit	Mar. 14, 1992
Half (1st) ... 20	Lorenzen Wright	at LA Clippers	Mar. 11, 1999
Quarter (1st) ... 13	Hassan Whiteside	at Miami	Oct. 29, 2018
Quarter (1st) ... 13	Lorenzen Wright	at LA Clippers	Mar. 11, 1999
Overtime ... 7	Brian Grant	vs. Portland	Mar. 3, 1999

MOST OFFENSIVE REBOUNDS			
Game ... 13	Clifford Rozier	at Golden State	Apr. 20, 1995
Half (1st) ... 10	three times		
Quarter (1st) ... 10	Moses Malone	at Milwaukee	Jan. 11, 1992
Overtime ... 4	Mark Madsen	at Minnesota	Nov. 5, 2003

MOST DEFENSIVE REBOUNDS			
Game (+ 1OT) ... 23	Kevin Garnett	vs. Minnesota	Dec. 5, 2003
Game ... 22	Kevin Garnett	at Minnesota	Feb. 19, 2004
Game ... 22	Ervin Johnson	at Denver	Dec. 18, 1996
Game ... 22	Dennis Rodman	vs. Detroit	Mar. 14, 1992
Half (1st) ... 16	Lorenzen Wright	at LA Clippers	Mar. 11, 1999
Quarter (1st) ... 11	Hassan Whiteside	at Miami	Oct. 29, 2018
Quarter (3rd) ... 11	Kwame Brown	vs. Charlotte	Jan. 25, 2011
Overtime ... 4	several times		

MOST ASSISTS			
Game ... 21	Sherman Douglas	at Boston	Dec. 8, 1993
Game ... 21	Nate McMillan	at Seattle	Mar. 31, 1987
Half (1st) ... 15	Magic Johnson	at LA Lakers	Feb. 4, 1987
Quarter (1st) ... 11	Baron Davis	at Golden State	Nov. 16, 2006
Overtime ... 5	John Stockton	at Utah	Feb. 15, 1999

MOST THREE-POINT FIELD GOALS MADE			
Game ... 11	Klay Thompson	at Golden State	Jan. 23, 2015
Game ... 11	J.R. Smith	at Denver	Apr. 13, 2009
Half (2nd) ... 9	Klay Thompson	at Golden State	Jan. 23, 2015
Quarter (3rd) ... *9	Klay Thompson	at Golden State	Jan. 23, 2015
Overtime ... 3	Zydrunas Ilgauskas	vs. Cleveland	Dec. 23, 2009

SACRAMENTO-ERA RECORDS

MOST THREE-POINT FIELD GOALS ATTEMPTED			
Game ... 22	James Harden	at Houston	Mar. 30, 2019
Half (2nd) ... 14	Stephen Curry	vs. Golden State	Jan. 5, 2019
Quarter (4th) ... 9	Stephen Curry	vs. Golden State	Jan. 5, 2019
Quarter (3rd) ... 9	Klay Thompson	at Golden State	Jan. 23, 2015
Overtime ... 5	Kobe Bryant	vs. LA Lakers	Jan. 19, 2006

MOST PERSONAL FOULS			
Game ... 6	several times		
Half (2nd) ... 6	four times		
Quarter ... 5	several times		
Overtime ... 4	Nate Robinson	vs. New York	Nov. 16, 2007

MOST STEALS			
Game ... 10	Clyde Drexler	at Houston	Nov. 1, 1996
Half (2nd) ... 8	Clyde Drexler	at Houston	Nov. 1, 1996
Quarter ... 5	three times		
Overtime ... 2	several times		

MOST BLOCKED SHOTS			
Game ... 11	David Robinson	at San Antonio	Dec. 28, 1990
Half ... 7	three times		
Quarter (3rd) ... 7	Manute Bol	vs. Philadelphia	Feb. 14, 1991
Quarter (4th) ... 7	Hakeem Olajuwon	vs. Houston	Jan. 19, 1988
Overtime ... 3	Elton Brand	at Philadelphia	Mar. 27, 2011

MOST TURNOVERS			
Game ... 11	John Wall	at Washington	Nov. 28, 2016
Half (1st) ... 8	four times		
Quarter (4th) ... 7	Shaquille O'Neal	at LA Lakers	Apr. 14, 2000
Overtime ... 3	Michael Jordan	vs. Chicago	Mar. 23, 1986

* NBA record + ties NBA record

OPPONENT TEAM RECORDS

MOST POINTS		
Game ... 155	at Golden State	Mar.4, 1989
Half (1st) ... 88	at Golden State	Nov.2, 1991
Quarter (3rd) ... 57	at Golden State	Mar. 4, 1989
Overtime (2nd) ... 19	at LA Clippers	Mar. 5, 2008
Overtime ... 19	at New Orleans	Jan. 8, 2005
Overtime ... 19	vs. Houston	Mar. 4, 1987

MOST FIELD GOALS MADE		
Game ... 60	at Denver	Dec. 2, 1987
Half (2nd) ... 35	vs. Golden State	Jan. 21, 1989
Quarter (1st) ... 21	at Golden State	Nov. 2, 1991
Quarter (3rd) ... 21	vs. Golden State	Jan. 21, 1989
Overtime ... 8	at Golden State	Apr. 3, 1992

MOST FIELD GOALS ATTEMPTED		
Game ... 118	vs. Portland	Apr. 18, 1989
Game (+ 1OT) ... 118	vs. Philadelphia	Nov. 28, 1987
Half (2nd) ... 63	at LA Clippers	Apr. 2, 1987
Quarter (1st) ... 36	vs. Portland	Apr. 18, 1989
Overtime ... 16	at Minnesota	Nov. 5, 2003

MOST FREE THROWS MADE		
Game ... 46	at Milwaukee	Feb. 1, 1991
Half (2nd) ... 33	at Golden State	Jan. 26, 1996
Quarter (4th) ... 20	at Utah	Feb. 3, 2006
Quarter (4th) ... 20	at Milwaukee	Feb. 1, 1991
Quarter (4th) ... 20	at Dallas	Nov. 2, 1985
Overtime ... 12	vs. Seattle	Apr. 19, 1990

MOST FREE THROWS ATTEMPTED		
Game ... 58	at Golden State	Jan. 26, 1996
Game ... 58	at Milwaukee	Feb. 1, 1991
Half (2nd) ... 43	at Golden State	Jan. 26, 1996
Quarter (4th) ... 25	at Miami	Mar. 6, 2004
Quarter (4th) ... 25	vs. Orlando	Feb. 1, 1993
Quarter (4th) ... 25	at Milwaukee	Feb. 1, 1991
Overtime ... 14	at Golden State	Dec. 13, 1997
Overtime ... 14	vs. Seattle	Apr. 19, 1990

MOST REBOUNDS		
Game (+ 2OT) ... 67	at Indiana	Nov. 3, 2012
Game ... 66	three times	
Half (1st) ... 40	at Denver	Nov. 8, 1989
Quarter (2nd) ... 23	at Denver	Nov. 8, 1989
Overtime ... 10	three times	

BACK TO TABLE OF CONTENTS

KINGS-ROYALS INDIVIDUAL RECORDS
(Records set over 62-year franchise history)

MOST POINTS

Game	59	Jack Twyman	vs. Minneapolis	Jan. 15, 1960
Half (2nd)	34	Jack Twyman	vs. Minneapolis	Jan. 15, 1960
Quarter (4th)	25	Mitch Richmond	at Houston	Dec. 15, 1995

MOST FIELD GOALS MADE

Game (+ 1OT)	24	Chris Webber	vs. Indiana	Jan. 5, 2001
Game	22	Mike Woodson	vs. Houston	Feb. 20, 1983
Game	22	Nate Archibald	vs. Houston	Feb. 13, 1973
Half (2nd)	15	Wayman Tisdale	at Detroit	Mar. 6, 1990
Quarter	9	several times		

MOST FIELD GOALS ATTEMPTED

Game (+ 1OT)	47	Chris Webber	vs. Indiana	Jan. 5, 2001
Game (+ 1OT)	47	Jack Twyman	vs. St. Louis	Feb. 28, 1959
Game	44	Jack Twyman	vs. Minneapolis	Jan. 15, 1960
Half	23	three times		
Quarter (2nd)	15	Jack Twyman	vs. St. Louis	Feb. 28, 1959

MOST FREE THROWS MADE

Game (+ 1OT)	23	Kevin Martin	at Golden State	Apr. 1, 2009
Game	23	Nate Archibald	vs. Portland	Jan. 21, 1975
Game (+ 1OT)	23	Nate Archibald	vs. Detroit	Feb. 5, 1972
Half (2nd)	19	Oscar Robertson	at Baltimore	Dec. 27, 1964
Quarter (4th)	13	Mitch Richmond	vs. Detroit	Jan. 22, 1997
Quarter (4th)	13	Oscar Robertson	at Baltimore	Dec. 27, 1964*

MOST FREE THROWS ATTEMPTED

Game	59	Jack Twyman	vs. Minneapolis	Jan. 15, 1960
Game (+ 1OT)	26	Kevin Martin	at Golden State	Apr. 1, 2009
Game	26	Oscar Robertson	at Baltimore	Dec. 27, 1964
Half (2nd)	22	Oscar Robertson	at Baltimore	Dec. 27, 1964
Quarter (4th)	16	Oscar Robertson	at Baltimore	Dec. 27, 1964

MOST REBOUNDS

Game	40	Jerry Lucas	at Philadelphia	Feb. 29, 1964
Half (2nd)	27	Jerry Lucas	vs. San Francisco	Jan. 28, 1969
Quarter	14	three times		

MOST OFFENSIVE REBOUNDS (not an official NBA statistic until 1973-74)

Game	14	Olden Polynice	at Milwaukee	Mar. 11, 1994
Half (1st)	10	DeMarcus Cousins	vs. Indiana	Jan. 18, 2012
Quarter (4th)	7	Corey Brewer	vs. Houston	Apr. 2, 2019
Quarter (3rd)	7	Vlade Divac	vs. Atlanta	Feb. 20, 2001

MOST DEFENSIVE REBOUNDS (not an official NBA statistic until 1973-74)

Game	20	DeMarcus Cousins	vs. New Orleans	Apr. 3, 2015
Half (2nd)	14	DeMarcus Cousins	vs. New Orleans	Apr. 3, 2015
Quarter (4th)	9	Chris Webber	vs. New Jersey	Nov. 23, 1999

MOST ASSISTS

Game	22	Phil Ford	vs. Milwaukee	Feb. 21, 1979
Game	22	Oscar Robertson	vs. Syracuse	Oct. 29, 1961
Game (+ 1OT)	22	Oscar Robertson	vs. New York	Mar. 5, 1966
Half	14	Oscar Robertson	three times	
Quarter (1st)	10	Kenny Smith	vs. Portland	Feb. 11, 1988

MOST THREE-POINT FIELD GOALS MADE (not an official NBA statistic until 1979-80)

Game	9	Omri Casspi	at Golden State	Dec. 28, 2015
Game	9	Mike Bibby	vs. Phoenix	Mar. 25, 2007
Half (1st)	7	Omri Casspi	at Golden State	Dec. 28, 2015
Quarter (2nd)	6	Omri Casspi	at Golden State	Dec. 28, 2015

MOST THREE-POINT FIELD GOALS ATTEMPTED (not an official NBA statistic until 1979-80)

Game	15	Nick Anderson	vs. Detroit	Mar. 24, 2000
Half (2nd)	12	Jason Williams	vs. Minnesota	Apr. 23, 1999
Quarter (3rd)	8	Jason Williams	vs. Minnesota	Apr. 23, 1999

MOST PERSONAL FOULS

Game	6	several times		
Half	6	several times		
Quarter (4th)	6	Duane Causwell	vs. Minnesota	Jan. 23, 1993

MOST OFFENSIVE REBOUNDS

Quarter (2nd)	23	at Denver		Nov. 8, 1989
Game	30	vs. Portland		Apr. 23, 1993
Game	30	vs. Portland		Apr. 18, 1989
Half	19	several times		
Quarter (3rd)	15	at Washington		Jan. 12, 1987
Overtime	7	at Minnesota		Nov. 5, 2003
Overtime	7	at Utah		Mar. 7, 2003

MOST DEFENSIVE REBOUNDS

Game	49	three times		
Half (1st)	27	at Houston		Jan. 31, 2017
Half (1st)	27	vs San Antonio		Feb. 24, 2016
Quarter (1st)	17	at Dallas		Nov. 12, 1988
Overtime	7	vs. LA Lakers		Apr. 13, 2011
Overtime	7	vs. Cleveland		Dec. 23, 2009
Overtime	7	vs. Portland		Mar. 3, 1999

MOST ASSISTS

Game	47	at Denver		Dec. 2, 1987
Half (1st)	25	three times		Mar. 9, 2015
Quarter (3rd)	17	at Boston		Feb. 4, 1990
Overtime	6	at Golden State		Apr. 3, 1992
Overtime	6	vs. Golden State		Mar. 31, 1992

MOST THREE-POINT FIELD GOALS MADE

Game	26	vs. Houston		Apr. 2, 2019
Half (2nd)	16	vs. Houston		Apr. 2, 2019
Quarter (4th)	10	vs. Houston		Apr. 2, 2019
Overtime	4	at New Orleans		Jan. 8, 2005
Overtime	4	vs. Charlotte		Mar. 29, 1996

MOST THREE-POINT FIELD GOALS ATTEMPTED

Game	61	vs. Houston		Apr. 2, 2019
Half (2nd)	34	vs. Houston		Apr. 2, 2019
Quarter (4th)	18	vs. Houston		Apr. 2, 2019
Overtime	8	vs. LA Lakers		Jan. 19, 2006
Overtime	8	at Indiana		Dec. 11, 2004

MOST PERSONAL FOULS

Game (+ 1OT)	42	vs. LA Lakers		Jan. 4, 2007
Game	40	vs. Seattle		Nov. 9, 1985
Half (2nd)	25	vs. Golden State		Dec. 7, 1997
Quarter (4th)	15	vs. Golden State		Dec. 7, 1997
Overtime	10	vs. Utah		Mar. 17, 1990

MOST DISQUALIFICATIONS

Game	3	several times		

MOST STEALS

Game	23	vs. Seattle		Feb. 26, 1993
Half	13	several times		
Quarter (4th)	10	at LA Clippers		Apr. 7, 2012
Overtime	3	at Golden State		Jan. 21, 2011
Overtime (2nd)	3	vs. New York		Nov. 16, 2007

MOST BLOCKED SHOTS

Game	17	vs. Oklahoma City		Feb.9,2012
Game	17	at LA Clippers		Feb. 23, 1993
Half	10	three times		
Quarter (4th)	9	vs. Atlanta		Feb. 20, 2008
Overtime	3	at Philadelphia		Mar. 27, 2011
Overtime	3	vs. Indiana		Jan. 5, 2001

MOST TURNOVERS

Game	32	vs. Phoenix		Apr. 5, 1986
Half (2nd)	19	vs. Indiana		Nov. 6, 1991
Half (2nd)	19	vs. San Antonio		Jan. 29, 1987
Quarter (1st)	13	at Portland		Jan. 8, 1988
Quarter (4th)	13	vs. San Antonio		Jan. 29, 1987
Overtime	5	at Utah		Feb. 13, 2001

HIGHEST FIELD GOAL PERCENTAGE

Game	.667 (54-81)	at Milwaukee		Dec. 15, 1985

BACK TO TABLE OF CONTENTS

MOST STEALS (not an official NBA statistic until 1973-74)			
Game	8	Doug Christie	at San Antonio	Dec. 8, 2002
Game	8	Chris Webber	vs. Utah	Mar. 1, 2001
Game	8	Danny Ainge	vs. LA Clippers	Apr. 22, 1989
Game	8	Sam Lacey	vs. Portland	Feb. 5, 1975
Half (2nd)	6	Randy Brown	at Milwaukee	Jan. 11, 1992
Half (2nd)	6	Kenny Smith	vs. Houston	Mar. 19, 1988
Quarter (3rd)	6	Randy Brown	at Milwaukee	Jan. 11, 1992

MOST BLOCKED SHOTS (not an official NBA statistic until 1973-74)			
Game	9	Chris Webber	vs. Vancouver	Feb.7, 1999
Game	9	Michael Stewart	vs. LA Clippers	Jan.6, 1998
Game	9	Duane Causwell	vs. Denver	Apr. 18, 1991
Half (2nd)	8	Michael Stewart	vs. LA Clippers	Jan. 6, 1998
Quarter (3rd)	6	Michael Stewart	vs. LA Clippers	Jan. 6, 1998
Quarter (3rd)	6	Duane Causwell	vs. Denver	Apr. 18, 1991

MOST TURNOVERS (not an official NBA statistic until 1977-78)			
Game (+ 1OT)	11	Mitch Richmond	at Golden State	Dec. 13, 1997
Game	10	Wayman Tisdale	at Denver	Nov. 8, 1989
Half (2nd)	8	Mitch Richmond	at Golden State	Dec. 13, 1997
Quarter (4th)	6	Mitch Richmond	at Golden State	Dec. 13, 1997

HIGHEST FIELD GOAL PERCENTAGE (minimum of 20 attempts)			
Game	.917 (22-24)	Mike Woodson	vs. Houston	Feb. 20, 1983

HIGHEST FREE THROW PERCENTAGE (minimum of 13 attempts)			
Game	1.000 (18-18)	Oscar Robertson	at St Louis	Jan. 30, 1962

KINGS-ROYALS TEAM RECORDS (MOST)

MOST POINTS			
Game	165	vs. San Diego	Mar. 12, 1970
Half (1st)	89	vs. San Diego	Mar. 12, 1970
Quarter (1st)	49	vs. Boston	Jan. 23, 1963
Overtime	24	vs. Utah	Mar. 17, 1990

MOST FIELD GOALS MADE			
Game	67	vs. San Diego	Mar. 12, 1970
Half (1st)	36	vs. Philadelphia	Feb. 13, 1962
Quarter (1st)	21	vs. Boston	Jan. 23, 1963

MOST FIELD GOALS ATTEMPTED			
Game	134	at Philadelphia	Dec. 29 1960
Half (1st)	70	vs. San Diego	Mar. 12, 1970
Quarter (1st)	39	vs. San Diego	Mar. 12, 1970

MOST FREE THROWS MADE			
Game	47	at Milwaukee	Nov. 30, 1952
Half (2nd)	30	at Detroit	Dec. 7, 1985
Quarter (4th)	24	at Baltimore	Dec. 27, 1964

MOST FREE THROWS ATTEMPTED			
Game	59	vs. Boston	Jan. 22, 1970
Game	59	vs. New York	Nov. 29, 1967
Game	59	vs. Boston	Feb. 9, 1965
Half (2nd)	40	at Detroit	Dec. 7, 1985
Quarter (4th)	29	at Baltimore	Dec. 27, 1964

MOST REBOUNDS			
Game (+ 1OT)	108	at St. Louis	Nov. 23, 1955
Game	95	at Philadelphia	Jan. 18, 1962
Half (2nd)	56	vs. Boston	Nov. 8, 1957
Quarter (1st)	30	vs. Syracuse	Oct. 27, 1960

MOST OFFENSIVE REBOUNDS (not an official NBA statistic until 1973-74)			
Game	37	at Denver	Jan. 4, 1983
Half (2nd)	22	vs. Portland	Jan. 25, 1986
Quarter (3rd)	15	vs. LA Clippers	Mar. 29, 1986

MOST DEFENSIVE REBOUNDS (not an official NBA statistic until 1973-74)			
Game	50	at Chicago	Mar. 12, 1976
Half (2nd)	28	vs. Washington	Feb. 14, 1987
Quarter (3rd)	18	vs. Washington	Feb. 14, 1987

MOST ASSISTS			
Game	49	vs. Baltimore	Feb. 24, 1952
Half (1st)	26	vs. San Antonio	Mar. 11, 1986
Quarter (4th)	16	at Portland	Jan. 26, 1986

MOST THREE-POINT FIELD GOALS MADE (not an official NBA statistic until 1979-80)			
Game	20	vs.Golden State	Jan. 5, 2019
Half (1st)	13	vs. Portland	Apr. 10, 2019
Quarter (2nd)	8	vs. Portland	Apr. 10, 2019

MOST THREE-POINT FIELD GOALS ATTEMPTED (not an official NBA statistic until 1979-80)			
Game	44	vs. Minnesota	Dec. 12, 2018
Half (1st)	24	vs. Golden State	Dec. 14, 2018
Quarter (4th)	16	vs. LA Clippers	Mar. 30, 2007

MOST PERSONAL FOULS			
Game	49	at Ft. Wayne	Nov. 15, 1953
Half (1st)	30	at Syracuse	Jan. 15, 1953*
Quarter (1st)	16	at Syracuse	Jan. 15, 1953

MOST DISQUALIFICATIONS			
Game	5	at Denver	Nov. 11, 1978
Game	5	at Philadelphia	Dec. 11, 1952

MOST STEALS (not an official NBA statistic until 1973-74)			
Game	22	vs. Philadelphia	Jan. 2, 1993
Half (1st)	13	vs. Philadelphia	Jan. 2, 1993
Quarter (3rd)	8	vs. Houston	Nov. 2, 1997
Quarter (2nd)	8	vs. LA Clippers	Nov. 5, 1995

MOST BLOCKED SHOTS (not an official NBA statistic until 1973-74)			
Game	17	vs. LA Clippers	Jan. 6, 1998
Half (1st)	11	vs. Orlando	Apr. 11, 1991
Quarter (3rd)	8	vs. Chicago	Nov. 27, 2010
Quarter (3rd)	8	vs. Denver	Apr. 18, 1991

MOST TURNOVERS			
Game	40	at Detroit	Feb. 18, 1973
Half (1st)	22	at Detroit	Feb. 18, 1973
Quarter (4th)	16	at Denver	Nov. 8, 1989

HIGHEST FIELD GOAL PERCENTAGE			
Game	.654 (51-78)	vs. Houston	Mar. 20, 2001

KINGS-ROYALS TEAM RECORDS (FEWEST)

FEWEST POINTS			
Game	53	at Milwaukee	Mar. 14, 1954
Half (1st)	23	at San Antonio	Nov. 2, 2007
Quarter (1st)	4	at LA Lakers	Feb. 4, 1987

FEWEST FIELD GOALS MADE			
Game	19	vs. Boston	Dec. 28, 2008
Half (1st)	7	at San Antonio	Nov. 2, 2007
Quarter (4th)	0	at Utah	Feb. 3, 2006
Quarter (1st)	0	at LA Lakers	Feb. 4, 1987

FEWEST FIELD GOALS ATTEMPTED			
Game	60	vs. Utah	Apr. 20, 1997
Half (2nd)	25	vs. Charlotte	Mar. 29, 1996
Quarter	10	three times	Apr. 21, 1995

FEWEST FREE THROWS MADE			
Game	4	four times	
Half	0	several times	
Quarter	0	several times	

FEWEST FREE THROWS ATTEMPTED			
Game	60	vs. Utah	Apr. 20, 1997
Game	6	vs. Dallas	Feb. 3, 2018
Game	6	vs. Charlotte	Jan. 12, 1997
Half (1st)	0	at Golden State	Mar. 17, 2005
Quarter	0	several times	

FEWEST REBOUNDS			
Game	23	at New York	Nov. 15, 1997
Half (1st)	8	at LA Lakers	Feb. 4, 1989
Quarter	3	several times	

FEWEST OFFENSIVE REBOUNDS (not an official NBA statistic until 1973-74)			
Game	2	vs. Denver	Mar. 8, 2008
Game	2	at Houston	Apr. 4, 2004

FEWEST DEFENSIVE REBOUNDS (not an official NBA statistic until 1973-74)			
Game	14	vs. LA Lakers	Dec. 28, 1985

FEWEST ASSISTS			
Game	3	vs. Chicago (@ Evansville, IN)	Dec. 5, 1967

FEWEST PERSONAL FOULS			
Game (+ 6OT)	9	vs. Indianapolis	Jan. 6, 1951
Half (2nd)	0	vs. Indianapolis	Jan. 6, 1951

FEWEST STEALS (not an official NBA statistic until 1973-74)			
Game	0	vs. Portland	Apr. 23, 1988
Game	0	at Houston	Jan. 23, 1986

FEWEST BLOCKED SHOTS (not an official NBA statistic until 1973-74)			
Game	0	several times	

FEWEST TURNOVERS			
Game	3	at San Antonio	Dec. 8, 2002*
Half	1	several times	

LOWEST FIELD GOAL PERCENTAGE			
Game	.250 (—)	at St. Louis	Nov. 23, 1955
Game	.250 (23-92)	at New York	Jan. 10, 1954

LOWEST FREE THROW PERCENTAGE			
Game	.357 (5-14)	at LA Clippers	Apr. 18, 1998

OPPONENT INDIVIDUAL RECORDS

MOST POINTS				
Game	65	Wilt Chamberlain	vs. Philadelphia	Feb. 13, 1962
Half (2nd)	40	Wilt Chamberlain	vs. San Francisco	Feb. 7, 1963
Quarter (3rd)	37	Klay Thompson	at Golden State	Jan. 23, 2015

MOST FIELD GOALS MADE				
Game	27	Wilt Chamberlain	at San Francisco	Nov. 21, 1962
Half (2nd)	16	Wilt Chamberlain	vs. San Francisco	Feb. 7, 1963
Quarter (3rd)	13	Klay Thompson	at Golden State	Jan. 23, 2015

MOST FIELD GOALS ATTEMPTED				
Game (+ 1OT)	60	Wilt Chamberlain	vs. San Francisco	Oct. 28, 1962
Half (1st)	30	Wilt Chamberlain	vs. San Francisco	Oct. 28, 1962
Quarter	15	four times		

MOST FREE THROWS MADE				
Game	21	Jack Sikma	at Seattle	Nov. 14, 1980
Game	21	Spencer Haywood	at Seattle	Jan. 3, 1973
Half (2nd)	17	Adrian Dantley	at Detroit	Dec. 10, 1986
Quarter (4th)	14	Adrian Dantley	at Detroit	Dec. 10, 1986

MOST FREE THROWS ATTEMPTED				
Game	30	Wilt Chamberlain	vs. Philadelphia	Feb. 13, 1962
Half (2nd)	19	Adrian Dantley	at Detroit	Dec. 10, 1986
Quarter (4th)	15	Adrian Dantley	at Detroit	Dec. 10, 1986
Quarter (1st)	15	Wilt Chamberlain	vs. Philadelphia	Feb. 13, 1962

MOST REBOUNDS				
Game	40	Bill Russell	at Boston	Dec. 12, 1958
Half (2nd)	23	Wilt Chamberlain	vs. Philadelphia	Jan. 24, 1960
Quarter (1st)	17	Bill Russell	at Boston	Dec. 12, 1958

MOST OFFENSIVE REBOUNDS (not an official NBA statistic until 1973-74)				
Game	13	Clifford Rozier	at Golden State	Apr. 20, 1995
Half (1st)	10	three times		
Quarter (1st)	10	Moses Malone	at Milwaukee	Jan. 11, 1992

MOST DEFENSIVE REBOUNDS (not an official NBA statistic until 1973-74)				
Game (+ 1OT)	23	Kevin Garnett	vs. Minnesota	Dec. 4, 2003
Game	23	Swen Nater	vs. San Diego	Jan. 8, 1980
Half (1st)	16	Lorenzen Wright	at LA Clippers	Mar. 11, 1999
Quarter (1st)	11	Hassan Whiteside	at Miami	Oct. 29, 2018
Quarter (3rd)	11	Kwame Brown	vs. Charlotte	Jan. 25, 2011

MOST ASSISTS				
Game	21	Sherman Douglas	at Boston	Dec. 8, 1993
Game	21	Nate McMillan	at Seattle	Mar. 31, 1987
Game	21	Isiah Thomas	vs. Detroit	Dec. 22, 1984
Half (1st)	15	Magic Johnson	at LA Lakers	Feb. 4, 1987
Quarter (1st)	11	Baron Davis	at Golden State	Nov. 16, 2006

MOST THREE-POINT FIELD GOALS MADE (not an official NBA statistic until 1979-80)				
Game	11	J.R. Smith	at Denver	Apr. 13, 2009
Game	11	Klay Thompson	at Golden State	Jan. 23, 2015
Half (2nd)	9	Klay Thompson	at Golden State	Jan. 23, 2015
Quarter (3rd)	9	Klay Thompson	at Golden State	Jan. 23, 2015

MOST THREE-POINT FIELD GOALS ATTEMPTED (not an official NBA statistic until 1979-80)				
Game	23	James Harden	at Houston	Mar. 30, 2019
Half (2nd)	14	Stephen Curry	vs. Golden State	Jan. 5 ,2019
Quarter (3rd)	9	Klay Thompson	at Golden State	Jan. 23,2015

MOST PERSONAL FOULS				
Game	6	several times		
Half	6	several times		
Quarter (1st)	6	Connie Dierking	vs. Syracuse (@ NY)	Nov. 17, 1959

MOST STEALS (not an official NBA statistic until 1973-74)				
Game	11	Larry Kenon	vs. San Antonio	Dec. 26, 1976
Half (2nd)	8	Clyde Drexler	at Houston	Nov. 1, 1996
Quarter	5	three times		

MOST BLOCKED SHOTS (not an official NBA statistic until 1973-74)				
Game	11	David Robinson	at San Antonio	Dec. 28, 1990
Game	11	Kareem Abdul-Jabbar	at Los Angeles	Nov. 25, 1979
Half	7	three times		
Quarter (3rd)	7	Manute Bol	vs. Philadelphia	Feb. 14, 1991
Quarter (4th)	7	Hakeem Olajuwon	vs. Houston	Jan. 19, 1988

MOST TURNOVERS				
Game	10	Kevin Durant	at Oklahoma City	Dec. 6, 2015
Game	10	Mychal Thompson	vs. Portland	Mar. 27, 1983
Half (1st)	8	Devin Booker	vs. Phoenix	Mar. 25, 2016
Half (1st)	8	Damon Stoudamire	vs. Toronto	Jan. 30, 1996
Half (2nd)	8	Ron Harper	vs. LA Clippers	Dec. 12, 1993
Quarter (4th)	7	Shaquille O'Neal	at LA Lakers	Apr. 14, 2000

OPPONENT TEAM RECORDS (MOST)

MOST POINTS			
Game	155	at Golden State	Mar. 4, 1989
Half (2nd)	91	vs. Boston	Nov. 11, 1959
Quarter (3rd)	57	at Golden State	Mar. 4, 1989

MOST FIELD GOALS MADE			
Game	67	vs. San Diego	Mar. 12, 1970
Half (1st)	37	vs. San Diego	Mar. 12, 1970
Quarter	22	three times	

MOST FIELD GOALS ATTEMPTED			
Game	144	at Boston	Dec. 8, 1960
Half (2nd)	73	vs. Philadelphia	Nov. 15, 1960
Quarter (4th)	40	vs. Philadelphia	Nov. 15, 1960

MOST FREE THROWS MADE			
Game	51	at Syracuse	Jan. 15, 1953
Half (2nd)	33	at Golden State	Jan. 26, 1996
Quarter (4th)	20	at Utah	Feb. 3, 2006
Quarter (4th)	20	at Milwaukee	Feb. 1, 1991
Quarter (4th)	20	at Dallas	Nov. 2, 1985

MOST FREE THROWS ATTEMPTED			
Game	66	at New York	Dec. 3, 1957
Half (2nd)	43	at Golden State	Jan. 26, 1996
Quarter	25	three times	

MOST REBOUNDS			
Game (+ 1OT)	109	at St. Louis	Nov. 23, 1955
Game	107	at Boston	Jan. 12, 1962
Half (1st)	65	at Boston	Jan. 12, 1962
Quarter (1st)	35	at Philadelphia	Nov. 8, 1959

MOST OFFENSIVE REBOUNDS (not an official NBA statistic until 1973-74)			
Game	30	vs. Portland	Apr. 23, 1993
Game	30	vs. Portland	Apr. 18, 1989
Half	19	several times	
Quarter (3rd)	15	at Washington	Jan. 12, 1987

MOST DEFENSIVE REBOUNDS (not an official NBA statistic until 1973-74)			
Game (+ 1OT)	51	vs. Seattle	Feb. 28, 1978
Game	51	vs. Portland	Jan. 17, 1976
Half (1st)	28	vs. Minnesota	Dec. 17, 2018
Quarter	17	several times	

BACK TO TABLE OF CONTENTS

MOST ASSISTS			
Game	47	at Denver	Dec. 2, 1987
Half (2nd)	25	at LA Clippers	Mar. 15, 1992
Half (1st)	25	at Indiana	Feb. 19, 1992
Quarter (3rd)	17	at Boston	Feb. 4, 1990

MOST THREE-POINT FIELD GOALS MADE (not an official NBA statistic until 1979-80)			
Game	26	vs. Houston	Apr. 2, 2019
Half (2nd)	16	vs. Houston	Apr. 2, 2019
Quarter	10	several times	

MOST THREE-POINT FIELD GOALS ATTEMPTED (not an official NBA statistic until 1979-80)			
Game	61	vs. Houston	Apr. 2, 2019
Half (2nd)	34	vs. Houston	Apr. 2, 2019
Quarter (4th)	18	vs. Houston	Apr. 2, 2019

MOST PERSONAL FOULS			
Game	47	at Philadelphia	Dec. 11, 1952
Half (1st)	27	at Philadelphia	Dec. 11, 1952
Quarter (4th)	15	vs. Golden State	Dec. 7, 1997

MOST DISQUALIFICATIONS			
Game	4	three times	

MOST STEALS (not an official NBA statistic until 1973-74)			
Game	23	vs. Seattle	Feb. 26, 1993
Game	23	at Los Angeles	Nov. 9, 1982
Half	13	several times	
Quarter (4th)	10	at LA Clippers	Apr. 7, 2012

MOST BLOCKED SHOTS (not an official NBA statistic until 1973-74)			
Game	18	at New Orleans	Jan. 23, 1979
Half	10	three times	
Quarter (4th)	9	vs. Atlanta	Feb. 20, 2008

MOST TURNOVERS (not an official NBA statistic until 1977-78)			
Game	37	vs. Golden State	Feb. 9, 1983
Half	19	three times	
Quarter	13	three times	

HIGHEST FIELD GOAL PERCENTAGE			
Game	.667 (54-81)	at Milwaukee	Dec. 15, 1985

OPPONENT TEAM RECORDS (FEWEST)

FEWEST POINTS			
Game	53	vs. Philadelphia	Nov. 5, 1949
Game	53	at Indianapolis	Feb. 18, 1949
Half (1st)	25	at Phoenix	Mar. 7, 2001
Quarter (3rd)	2	at Ft. Wayne	Dec. 19, 1948

FEWEST FIELD GOALS MADE			
Game	11	at Ft. Wayne	Nov. 15, 1953
Half (1st)	4	at Ft. Wayne	Nov. 15, 1953
Quarter (4th)	1	at Cleveland	Nov. 26, 2002
Quarter (4th)	1	at New Jersey	Dec. 17, 2000

FEWEST FIELD GOALS ATTEMPTED			
Game	47	at Ft. Wayne	Nov. 15, 1953
Half (1st)	20	at Ft. Wayne	Nov. 15, 1953
Quarter (1st)	8	at Ft. Wayne	Nov. 15, 1953

FEWEST FREE THROWS MADE			
Game	3	at Dallas	Feb. 16, 2011
Half (1st)	0	several times	
Quarter	0	several times	

FEWEST FREE THROWS ATTEMPTED			
Game	4	vs. Milwaukee	Feb. 25, 1975
Half (1st)	0	at Minnesota	Jan. 10, 2003
Half (1st)	0	vs. Indianapolis	Jan. 6, 1951
Quarter	0	several times	

FEWEST REBOUNDS			
Game	23	at New York	Nov. 15, 1997
Half (2nd)	7	vs. Phoenix	Jan. 2, 2016
Quarter	0	several times	

FEWEST OFFENSIVE REBOUNDS (not an official NBA statistic until 1973-74)			
Game	2	at Memphis	Jan. 30, 2016
Game	2	vs. Atlanta	Mar. 18, 1975

FEWEST DEFENSIVE REBOUNDS (not an official NBA statistic until 1973-74)			
Game	15	vs. LA Clippers	Apr. 11, 1995

FEWEST ASSISTS			
Game	9	vs. Detroit	Nov. 11, 2003

FEWEST PERSONAL FOULS			
Game	7	vs. Houston	Dec. 1, 2002
Half (1st)	2	several times	

FEWEST STEALS			
Game	0	vs. Denver	Jan. 6, 2011
Game	0	vs. Portland	Mar. 22, 2005
Game	0	at Utah	Apr. 16, 1991

FEWEST BLOCKED SHOTS			
Game	0	several times	

FEWEST TURNOVERS			
Game	3	vs. Charlotte	Jan. 2, 2018

LOWEST FIELD GOAL PERCENTAGE			
Game (+ 1OT)	.270 (—)	at St. Louis	Nov. 23, 1955

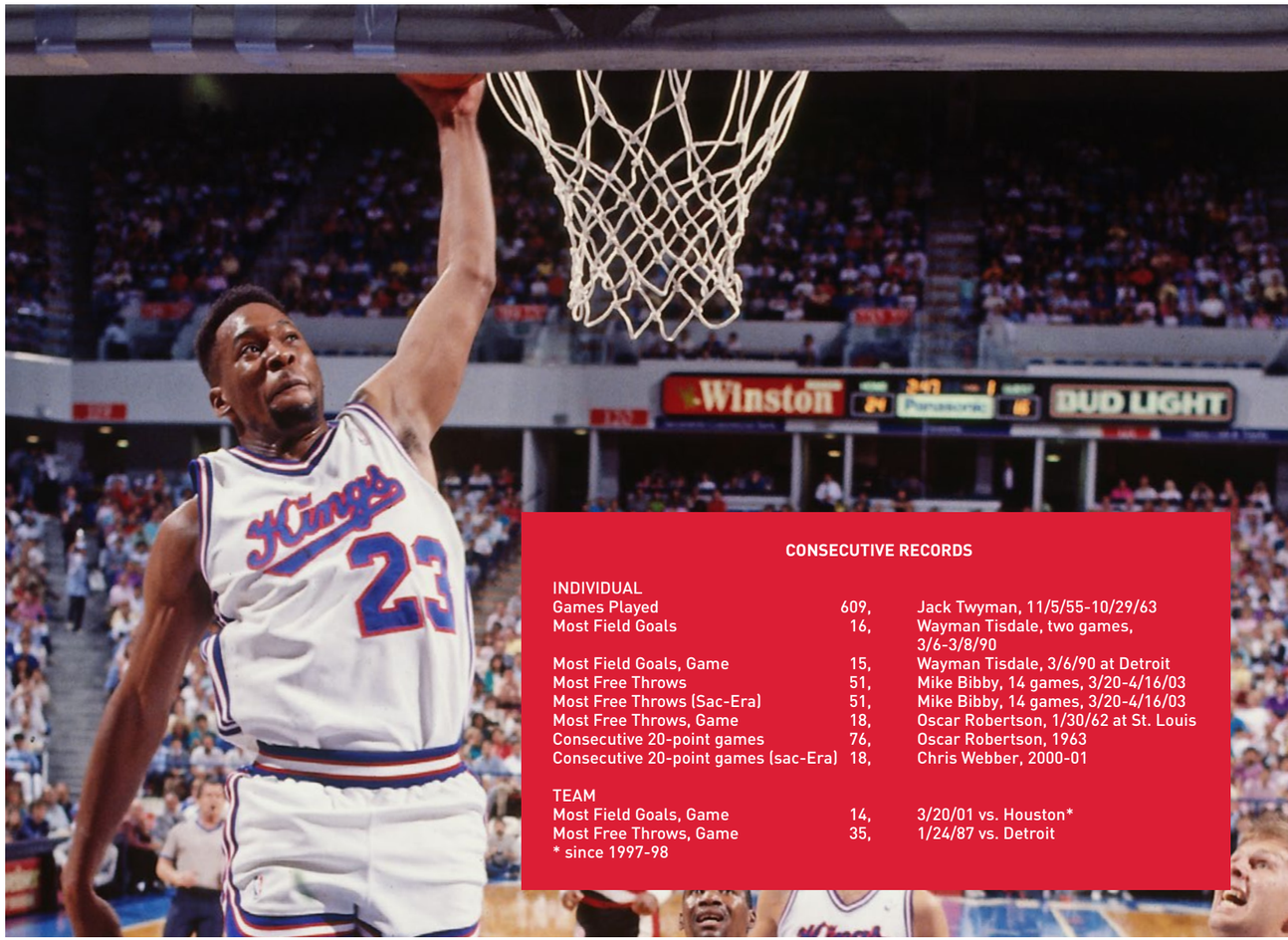

CONSECUTIVE RECORDS

INDIVIDUAL		
Games Played	609,	Jack Twyman, 11/5/55-10/29/63
Most Field Goals	16,	Wayman Tisdale, two games, 3/6-3/8/90
Most Field Goals, Game	15,	Wayman Tisdale, 3/6/90 at Detroit
Most Free Throws	51,	Mike Bibby, 14 games, 3/20-4/16/03
Most Free Throws (Sac-Era)	51,	Mike Bibby, 14 games, 3/20-4/16/03
Most Free Throws, Game	18,	Oscar Robertson, 1/30/62 at St. Louis
Consecutive 20-point games	76,	Oscar Robertson, 1963
Consecutive 20-point games (sac-Era)	18,	Chris Webber, 2000-01
TEAM		
Most Field Goals, Game	14,	3/20/01 vs. Houston*
Most Free Throws, Game	35,	1/24/87 vs. Detroit

* since 1997-98

BACK TO TABLE OF CONTENTS

SUNDRY RECORDS

LARGEST WIN MARGINS

Kansas City-Sacramento Era				Rochester-Cincinnati Era			
58	139-81	vs.	Dallas, 12/29/92	40	134-94	vs.	New York, 12/10/61
56	154-98	vs.	Philadelphia, 1/2/93	34	146-112	vs.	LA Lakers, 1/5/71
44	124-80	vs.	Cleveland, 1/12/14	34	125-91	vs.	N.Y. (@ Cleveland), 2/16/68
44	146-102	vs.	Denver, 12/22/82	34	130-96	vs.	Detroit, 12/31/57
42	121-79	vs.	Chicago, 3/13/13	33	104-71	vs.	Fort Wayne, 1/26/52
39	119-80	vs.	Chicago, 2/8/00	33	108-75	vs.	Sheboygan, 11/1/49
39	108-69	vs.	Miami, 4/10/89				
39	144-105	vs.	San Diego, 3/6/83				
39	124-85	vs.	Portland, 12/12/79				

LARGEST LOSS MARGINS

Kansas City-Sacramento Era				Rochester-Cincinnati Era			
62	91-153	at	Golden State, 11/2/91	44	102-146	at	Los Angeles, 2/6/68
58	82-140	at	Milwaukee, 12/15/85	43	92-135	vs.	New York, 2/6/70
55	85-140	at	Phoenix, 4/17/89	43	108-151	at	Baltimore, 3/3/65
48	81-129	at	Phoenix, 2/2/09	40	91-131	at	Detroit, 12/26/58
47	82-129	at	Chicago, 2/22/91	39	88-127	at	St. Louis, 2/1/58

HIGHEST SCORING GAMES

Kansas City-Sacramento Era			Rochester-Cincinnati Era		
154-98	vs.	Philadelphia, 1/2/93	165-151	vs.	San Diego, 3/12/70 (1 OT)
146-115	at	Atlanta, 11/1/18	156-127	vs.	Atlanta, 12/5/69
146-102	vs.	Denver, 12/22/82	153-133	vs.	Seattle (@ Cleveland), 11/24/67
145-129	at	New York, 12/8/79	153-125	at	Chicago, 2/21/62
144-105	vs.	San Diego, 3/6/83	152-132	vs.	Philadelphia, 2/13/62
143-155	at	Golden State, 3/4/89	151-133	at	Philadelphia, 1/18/62
143-132	vs.	Chicago, 12/1/82	149-145	vs.	New York, 3/5/66 (1 OT)
142-119	vs.	Phoenix, 1/2/16	148-121	vs.	San Francisco, 1/16/68
142-117	vs.	Golden State, 2/9/89	147-130	vs.	Detroit (@ Cleveland), 12/15/67
142-147	at	Portland, 1/6/89 (2 OT)	147-119	vs.	Chicago, 3/11/67
142-140	vs.	Denver, 3/7/85	147-121	vs.	Detroit (@ Lima, OH), 2/12/64
142-137	vs.	Cleveland, 2/28/84 (2 OT)			
142-128	vs.	Washington, 1/26/79			

LOWEST SCORING GAMES

Kansas City-Sacramento Era			Rochester-Cincinnati Era		
59-101	at	Charlotte, 1/10/91	53-91	at	Milwaukee, 3/14/54
60-99	at	Dallas, 1/14/12	57-69	at	Minneapolis, 1/7/51
63-108	vs.	Boston, 12/28/08	58-69	at	Minneapolis, 2/8/51
66-92	at	Portland, 4/14/98	58-67	at	Minneapolis, 12/12/48
66-95	at	Detroit, 12/1/96	59-70	at	Indianapolis, 1/20/53
67-93	at	New Orl./Okla. City, 11/1/05	61-98	at	Chicago, 3/20/49
67-109	at	San Antonio, 1/10/98	62-61	at	Milwaukee, 2/10/54
67-89	at	Chicago, 3/19/96	62-73	at	Indianapolis, 1/6/49

OVERALL WIN STREAKS

Roch.-Cin. Era				KC-Sac. Era			
15	2/17/50	to	3/19/50	15	2/17/50	to	3/19/50
13	2/10/49	to	3/12/49	12	12/23/01	to	1/21/02
12	1/30/64	to	2/17/64	11	3/26/02	to	4/12/02
10	1/10/49	to	2/1/49	8	11/14/03	to	11/30/03
9	12/17/49	to	1/4/50	8	11/12/99	to	11/26/99
				8	12/2/79	to	12/19/79

OVERALL LOSING STREAKS

Roch.-Cin. Era				KC-Sac. Era			
14	12/12/71	to	1/9/72	12	3/9/98	to	4/3/98
14	1/16/60	to	2/10/60	11	2/5/96	to	2/26/96
11	1/10/57	to	1/30/57	11	12/13/75	to	1/3/76
9	three times, last			11	11/16/73	to	12/1/73
	11/8/59	to	11/21/60				

HOME WIN STREAKS

Roch.-Cin. Era				KC-Sac. Era			
23	11/1/49	to	2/7/50	20	12/4/01	to	2/14/02
14	1/11/49	to	3/12/49	15	1/4/79	to	2/25/79
13	12/14/65	to	3/1/66	14	1/15/06	to	3/21/06
12	1/23/51	to	3/8/51	13	10/29/02	to	12/17/02
10	2/19/50	to	3/19/50	12	1/21/75	to	3/6/75

HOME LOSING STREAKS

Roch.-Cin. Era				KC-Sac. Era			
8	12/12/71	to	1/8/72	12	3/31/90	to	11/27/90
6	10/30/59	to	11/21/59	8	11/11/08	to	12/6/08
5	1/20/60	to	2/16/60	8	11/24/93	to	12/19/93
5	1/5/57	to	1/26/57	7	3/31/90	to	4/21/90
4	several times			7	2/14/89	to	3/1/89
				6	five times, last		
					2/25/17	to	3/11/17

ROAD WIN STREAKS

Roch.-Cin. Era				KC-Sac. Era			
5	2/2/64	to	2/22/64	9	3/17/02	to	4/12/02
5	11/24/61	to	12/26/61	5	1/28/04	to	2/11/04
5	2/10/49	to	3/10/49	4	five times, last		
5	1/10/49	to	2/1/49		11/13/04	to	12/1/04
4	several times						

ROAD LOSING STREAKS

Roch.-Cin. Era				KC-Sac. Era			
15	12/26/58	to	3/8/59	37	11/21/90	to	4/19/91
14	1/22/71	to	2/28/71	14	11/12/77	to	1/17/78
11	12/13/59	to	2/7/60	13	11/23/08	to	1/6/09
10	1/21/66	to	2/19/66	13	3/5/88	to	4/17/88
10	1/21/51	to	2/22/51	12	11/22/10	to	1/12/11
				12	12/5/72	to	1/12/73

FRANCHISE CAREER LEADERS

GAMES PLAYED		
1.	Sam Lacey	888
2.	Jack Twyman	823
3.	Oscar Robertson	752
4.	Adrian Smith	653
5.	Wayne Embry	603
6.	Bobby Wanzer	568
7.	Scott Wedman	546
8.	Jason Thompson	541
9.	Peja Stojakovic	518
10.	Mitch Richmond	517

POINTS		
1.	Oscar Robertson	22,009
2.	Jack Twyman	15,840
3.	Mitch Richmond	12,070
4.	Nate Archibald	10,894
5.	Sam Lacey	9,895
6.	DeMarcus Cousins	9,894
7.	Peja Stojakovic	9,498
8.	Jerry Lucas	9,107
9.	Eddie Johnson	9,027
10.	Scott Wedman	9,002

FIELD GOALS MADE		
1.	Oscar Robertson	7,713
2.	Jack Twyman	6,237
3.	Mitch Richmond	4,230
4.	Sam Lacey	4,101
5.	Nate Architbald	3,946
6.	Scott Wedman	3,856
7.	Eddie Johnson	3,723
8.	Chris Webber	3,691
9.	Jerry Lucas	3,650
10.	DeMarcus Cousins	3,557

MINUTES		
1.	Oscar Robertson	33,088
2.	Sam Lacey	29,991
3.	Jack Twyman	26,147
4.	Jerry Lucas	20,024
5.	Mitch Richmond	19,532
6.	Scott Wedman	18,973
7.	Peja Stojakovic	17,723
8.	Wayne Embry	17,591
9.	Nate Archibald	17,520
10.	Adrian Smith	17,443

REBOUNDS		
1.	Sam Lacey	9,353
2.	Jerry Lucas	8,876
3.	Oscar Robertson	6,380
4.	Wayne Embry	6,257
5.	Jack Twyman	5,424
6.	DeMarcus Cousins	5,057
7.	LaSalle Thompson	4,214
8.	Chris Webber	4,006
9.	Arnie Risen	3,812
10.	Jason Thompson	3,746

FIELD GOALS ATTEMPTED		
1.	Oscar Robertson	15,785
2.	Jack Twyman	13,873
3.	Mitch Richmond	9,338
4.	Sam Lacey	9,280
5.	Nate Archibald	8,451
6.	Scott Wedman	7,911
7.	Chris Webber	7,807
8.	Eddie Johnson	7,750
9.	DeMarcus Cousins	7,746
10.	Jerry Lucas	7,339



OSCAR ROBERTSON

FIELD GOAL PERCENTAGE (min. 1500 att.)			
1.	Steve Johnson	.604	(955-1581)
2.	Johnny Green	.575	(1504-2614)
3.	Otis Thorpe	.542	(1978-3647)
4.	Joe Meriweather	.527	(825-1565)
5.	Reggie King	.519	(1216-2343)
6.	Duane Causwell	.516	(920-1783)
7.	Otis Birdsong	.513	(2702-5263)
8.	Wayman Tisdale	.509	(2853-5610)
9.	Lawrence Funderburke	.506	(809-1600)
10.	Mark Olberding	.505	(808-1600)

FREE THROWS MADE		
1.	Oscar Robertson	6,583
2.	Jack Twyman	3,366
3.	Nate Archibald	3,002
4.	Mitch Richmond	2,617
5.	DeMarcus Cousins	2,604
6.	Bobby Wanzer	2,388
7.	Adrian Smith	2,173
8.	Arnie Risen	2,023
9.	Bob Davies	2,010
10.	Wayne Embry	1,944

FREE THROWS ATTEMPTED		
1.	Oscar Robertson	7,867
2.	Jack Twyman	4,325
3.	Nate Archibald	3,635
4.	DeMarcus Cousins	3,546
5.	Mitch Richmond	3,088
6.	Wayne Embry	3,022
7.	Bobby Wanzer	2,976
8.	Arnie Risen	2,888
9.	Bob Davies	2,647
10.	Adrian Smith	2,611

FREE THROW PERCENTAGE (min 500 att.)			
1.	Peja Stojakovic	.893	(1724-1931)
2.	Doug Christie	.863	(825-956)
3.	Spud Webb	.862	(971-1126)
4.	Kevin Martin	.850	(1791-2107)
5.	Ron Boone	.849	(646-761)
6.	Mitch Richmond	.847	(2617-3088)
7.	Jimmy Walker	.846	(751-888)
8.	Beno Udrih	.845	(563-666)
9.	Reggie Theus	.838	(1618-1930)
10.	Oscar Robertson	.837	(6583-7867)

KINGS LEAGUE LEADERS

In 1972-73, Nate Archibald became the first player in NBA history to lead the league in points (34.0) and assists (11.4). Nearly three decades later, he remains the sole individual to claim this achievement. Following is a list of Kings-Royals players who have led the NBA in a statistical category at season's end.

Year	Individual	Category	Stat	Year	Individual	Category	Stat
1948-49	Arnie Risen	FG%	.423	1968-69	Oscar Robertson	assists	9.8
	Bob Davies	assists	5.4	1969-70	Johnny Green	FG%	.559
1951-52	Bobby Wanzer	FT%	.904	1970-71	Johnny Green	FG%	.587
1956-57	Maurice Stokes	rebounds	17.4		Norm Van Lier	assists	10.1
1957-58	Jack Twyman	FG%	.452	1972-73	Nate Archibald	points	34.0
1960-61	Oscar Robertson	assists	9.7			assists	11.4
1961-62	Oscar Robertson	assists	11.4	1989-90	Rodney McCray	minutes	3238
1963-64	Oscar Robertson	assists	11.0	1990-91	Jim Les	3pt FG%	.461
	Jerry Lucas	FG%	.527	1994-95	Spud Webb	FT%	.934
1964-65	Oscar Robertson	assists	11.5	1998-99	Chris Webber	rebounds	13.0
1965-66	Oscar Robertson	assists	11.1	2003-04	Peja Stojakovic	FT%	.927
1966-67	Adrian Smith	FT%	.903	2003-04	Anthony Peeler	3pt FG%	.482
1967-68	Oscar Robertson	FT%	.873	2015-16	Rajon Rondo	assists	11.7

BACK TO TABLE OF CONTENTS

FRANCHISE CAREER LEADERS

ASSISTS

1.	Oscar Robertson	7,731
2.	Sam Lacey	3,563
3.	Nate Archibald	3,499
4.	Reggie Theus	2,809
5.	Mike Bibby	2,580
6.	Larry Drew	2,409
7.	Phil Ford	2,322
8.	Bob Davies	2,250
9.	Mitch Richmond	2,128
10.	Spud Webb	2,024



NATE ARCHIBALD



JERRY LUCAS



JACK TWYMAN

STEALS

1.	Sam Lacey	950
2.	Doug Christie	717
3.	Mitch Richmond	670
4.	DeMarcus Cousins	661
5.	Scott Wedman	640
6.	Mike Bibby	584
7.	Chris Webber	568
8.	Mike Woodson	564
9.	Peja Stojakovic	543
10.	Larry Drew	516

BLOCKED SHOTS

1.	Sam Lacey	1,098
2.	LaSalle Thompson	697
3.	Duane Causwell	695
4.	DeMarcus Cousins	558
5.	Chris Webber	553
6.	Vlade Divac	523
7.	Jason Thompson	394
8.	Lionel Simmons	361
9.	Brad Miller	353
10.	Francisco Garcia	343



SAM LACEY

PERSONAL FOULS

1.	Sam Lacey	3,127
2.	Jack Twyman	2,782
3.	Oscar Robertson	2,313
4.	Wayne Embry	2,225
5.	DeMarcus Cousins	1,809
6.	LaSalle Thompson	1,796
7.	Arnie Risen	1,791
8.	Scott Wedman	1,781
9.	Jason Thompson	1,671
10.	Adrian Smith	1,650

DISQUALIFICATIONS

1.	Sam Lacey	74
2.	Wayne Embry	56
	Jack Twyman	56
4.	Bill Robinzine	52
5.	DeMarcus Cousins	46
6.	Steve Johnson	41
	Arnie Risen	41
8.	Arlen Bockhorn	39
9.	Alex Hannum	37
10.	four players with	34

3-POINT FIELD GOALS MADE

1.	Peja Stojakovic	1,070
2.	Mitch Richmond	993
3.	Mike Bibby	775
4.	**Buddy Hield**	**513**
5.	Francisco Garcia	475
6.	Kevin Martin	459
7.	Ben McLemore	384
8.	Bobby Jackson	381
9.	Marcus Thornton	358
10.	Jason Williams	343

3-POINT FIELD GOALS ATTEMPTED

1.	Peja Stojakovic	2,687
2.	Mitch Richmond	2,460
3.	Mike Bibby	2,056
4.	Francisco Garcia	1,319
5.	**Buddy Hield**	**1,197**
6.	Kevin Martin	1,190
7.	Jason Williams	1,139
8.	Ben McLemore	1,084
9.	Bobby Jackson	1,070
10.	Marcus Thornton	1,015

3-POINT FG PERCENTAGE (min. 200 att.)

1.	**Buddy Hield**	**.429**	**(513-1197)**
2.	Cuttino Mobley	.424	(92-217)
3.	Jim Les	.416	(190-457)
4.	Mitch Richmond	.404	(993-2460)
5.	Jimmer Fredette	.402	(179-445)
	Andres Nocioni	.402	(141-351)
7.	**Nemanja Bjelica**	**.401**	**(103-257)**
8.	Darren Collison	.398	(220-553)
	Peja Stojakovic	.398	(1070-2687)
10.	Anthony Tolliver	.391	(90-230)

LONGEST TENURES

Following is a list of players with the longest tenures in Kings-Royals franchise history.

# Yrs.	Player (years)	# Yrs.	Player (years)
12	Sam Lacey (1970-71 thru 1981-82)	7	Arlen Bockhorn (1958-59 thru 1964-65)
11	Jack Twyman (1955-56 thru 1965-66)	7	Duane Causwell (1990-91 thru 1996-97)
10	Oscar Robertson (1960-61 thru 1969-70)	7	Bob Davies (1948-49 thru 1954-55)
9	Adrian Smith (1961-62 thru 1969-70)	7	Jerry Lucas (1963-64 thru 1969-70)
9	Bobby Wanzer (1948-49 thru 1956-57)	7	Mitch Richmond (1991-92 thru 1997-98)
8	Francisco Garcia (2005-06 thru 2012-13)	7	Arnie Risen (1948-49 thru 1954-55)
8	Corliss Williamson (1995-96 thru 1990-00, 2004-05 thru 2006-07)	7	Lionel Simmons (1990-91 thru 1996-97)
		7	Peja Stojakovic (1998-99 thru 2004-05)
8	Wayne Embry (1958-59 thru 1965-66)	7	LaSalle Thompson (1982-83 thru 1988-89)
7	Jason Thompson (2008-09 thru 2014-15)	7	Scott Wedman (1974-75 thru 1980-81)
7	Mike Bibby (2001-02 thru 2007-08)	7	DeMarcus Cousins (2010-11 thru 2016-17

SAC-ERA CAREER LEADERS

POINTS

1.	Mitch Richmond	12,070
2.	DeMarcus Cousins	9,894
3.	Peja Stojakovic	9,498
4.	Chris Webber	8,843
5.	Mike Bibby	8,384
6.	Wayman Tisdale	6,808
7.	Lionel Simmons	5,833
8.	Kevin Martin	5,660
9.	Vlade Divac	5,176
10.	Brad Miller	5,117

REBOUNDS

1.	DeMarcus Cousins	5,056
2.	Chris Webber	4,006
3.	Jason Thompson	3,746
4.	Vlade Divac	3,538
5.	Brad Miller	3,305
6.	Olden Polynice	3,053
7.	Lionel Simmons	2,833
8.	Wayman Tisdale	2,676
9.	Peja Stojakovic	2,581
10.	LaSalle Thompson	2,276

ASSISTS

1.	Mike Bibby	2,580
2.	Mitch Richmond	2,128
3.	Spud Webb	2,024
4.	Reggie Theus	1,943
5.	Chris Webber	1,791
6.	Vlade Divac	1,693
7.	Brad Miller	1,542
8.	Doug Christie	1,505
9.	Lionel Simmons	1,498
10.	DeMarcus Cousins	1,402

FIELD GOALS MADE

1.	Mitch Richmond	4,230
2.	Chris Webber	3,691
3.	DeMarcus Cousins	3,557
4.	Peja Stojakovic	3,352
5.	Mike Bibby	3,008
6.	Wayman Tisdale	2,853
7.	Lionel Simmons	2,242
8.	Jason Thompson	2,060
9.	Corliss Williamson	1,995
10.	Vlade Divac	1,967

FIELD GOALS ATTEMPTED

1.	Mitch Richmond	9,338
2.	Chris Webber	7,807
3.	DeMarcus Cousins	7,746
4.	Peja Stojakovic	7,269
5.	Mike Bibby	6,859
6.	Wayman Tisdale	5,610
7.	Lionel Simmons	5,179
8.	Jason Thompson	4,147
9.	Vlade Divac	4,115
10.	Corliss Williamson	4,057

FIELD GOAL PERCENTAGE (min. 1000 att.)

1.	Michael Smith	.548	(592-1080)
2.	Kosta Koufos	.542	(747-1378)
3.	Willie Cauley-Stein	.529	(1567-2962)
4.	Otis Thorpe	.529	(1567-2962)
5.	Duane Causwell	.516	(920-1783)
6.	Scot Pollard	.510	(604-1184)
7.	Wayman Tisdale	.509	(2853-5610)
8.	Carl Landry	.508	(656-1292)
9.	Lawrence Funderburke	.506	(809-1600)
10.	Antoine Carr	.503	(856-1701)

FREE THROWS MADE

1.	Mitch Richmond	2,617
2.	DeMarcus Cousins	2,604
3.	Kevin Martin	1,791
4.	Peja Stojakovic	1,724
5.	Mike Bibby	1,593
6.	Chris Webber	1,406
7.	Lionel Simmons	1,306
8.	Brad Miller	1,271
9.	Vlade Divac	1,209
10.	Reggie Theus	1,154

FREE THROWS ATTEMPTED

1.	DeMarcus Cousins	3,546
2.	Mitch Richmond	3,088
3.	Kevin Martin	2,107
4.	Chris Webber	2,034
5.	Mike Bibby	1,947
6.	Peja Stojakovic	1,931
7.	Vlade Divac	1,789
8.	Lionel Simmons	1,694
9.	Brad Miller	1,568
10.	Corliss Williamson	1,513

FREE THROW PERCENTAGE (min 250 att.)

1.	Peja Stojakovic	.893	(1724-1931)
2.	Jon Barry	.886	(242-273)
3.	**Buddy Hield**	**.874**	**(277-317)**
4.	Doug Christie	.863	(825-956)
5.	Vinny Del Negro	.863	(220-255)
6.	Spud Webb	.862	(971-1126)
7.	Isaiah Thomas	.857	(753-879)
8.	Kevin Martin	.850	(1791-2107)
9.	Mitch Richmond	.847	(2617-3088)
	Marcus Thornton	.847	(389-459)



BACK TO TABLE OF CONTENTS

SACRAMENTO-ERA CAREER LEADERS



DOUG CHRISTIE



DUANE CAUSWELL



PEJA STOJAKOVIC

STEALS

1.	Doug Christie	717
2.	Mitch Richmond	670
3.	DeMarcus Cousins	661
4.	Mike Bibby	584
5.	Chris Webber	568
6.	Peja Stojakovic	543
7.	Lionel Simmons	514
8.	Vlade Divac	453
9.	Spud Webb	397
10.	Francisco Garcia	391

3-POINT FIELD GOALS MADE

1.	Peja Stojakovic	1,070
2.	Mitch Richmond	993
3.	Mike Bibby	775
4.	**Buddy Hield**	**513**
5.	Francisco Garcia	475
6.	Kevin Martin	459
7.	Ben McLemore	384
8.	Bobby Jackson	381
9.	Marcus Thornton	358
10.	Jason Williams	343

GAMES PLAYED

1.	Jason Thompson	541
2.	Peja Stojakovic	518
3.	Mitch Richmond	517
4.	Mike Bibby	476
5.	DeMarcus Cousins	470
6.	Corliss Williamson	466
7.	Francisco Garcia	462
8.	Vlade Divac	454
	Lionel Simmons	454
10.	Duane Causwell	429

BLOCKED SHOTS

1.	Duane Causwell	695
2.	DeMarcus Cousins	558
3.	Chris Webber	553
4.	Vlade Divac	523
5.	Jason Thompson	394
6.	LaSalle Thompson	363
7.	Lionel Simmons	361
8.	Brad Miller	353
9.	Francisco Garcia	343
10.	Wayman Tisdale	280

3-POINT FIELD GOALS ATTEMPTED

1.	Peja Stojakovic	2,687
2.	Mitch Richmond	2,460
3.	Mike Bibby	2,056
4.	Francisco Garcia	1,319
5.	Buddy Hield	1,197
6.	Kevin Martin	1,190
7.	Jason Williams	1,139
8.	Ben McLemore	1,084
9.	Bobby Jackson	1,070
10.	Marcus Thornton	1,015

PERSONAL FOULS

1.	DeMarcus Cousins	1,809
2.	Jason Thompson	1,671
3.	Mitch Richmond	1,404
4.	Vlade Divac	1,349
5.	Wayman Tisdale	1,274
6.	Duane Causwell	1,257
7.	Corliss Williamson	1,253
8.	Chris Webber	1,240
9.	Brad Miller	1,199
10.	Lionel Simmons	1,106

MINUTES

1.	Mitch Richmond	19,533
2.	Peja Stojakovic	17,722
3.	Mike Bibby	16,982
4.	DeMarcus Cousins	14,997
5.	Chris Webber	14,627
6.	Jason Thompson	14,348
7.	Vlade Divac	13,676
8.	Lionel Simmons	13,472
9.	Brad Miller	13,283
10.	Wayman Tisdale	12,521

3-POINT FG PERCENTAGE (min. 200 att.)

1.	**Buddy Hield**	**.429**	**(513-1197)**
2.	Cuttino Mobley	.424	(92-217)
3.	Jim Les	.416	(190-457)
4.	Mitch Richmond	.404	(993-2460)
5.	Jimmer Fredette	.402	(179-445)
	Andres Nocioni	.402	(141-351)
7.	**Nemanja Bjelica**	**.401**	**(103-257)**
8.	Darren Collison	.398	(220-553)
9.	Peja Stojakovic	.398	(1070-2687)
10.	Anthony Tolliver	.391	(90-230)

DISQUALIFICATIONS

1.	DeMarcus Cousins	46
2.	Jason Thompson	28
	Duane Causwell	28
4.	LaSalle Thompson	21
5.	Wayman Tisdale	20
6.	Otis Thorpe	18
7.	Brad Miller	17
8.	Antoine Carr	16
	Mitch Richmond	16
10.	Walt Williams	15

TOP SINGLE-GAME PERFORMANCES

KINGS-ROYALS 40-PLUS POINT PERFORMANCES

Rochester-Cincinnati-Kansas City-Sacramento (Sacramento in bold)

59	Jack Twyman	1/15/60 vs. Minneapolis
56	DeMarcus Cousins	1/25/16 vs. Charlotte (2OT)
56	Oscar Robertson	12/18/64 vs. Los Angeles
55	DeMarcus Cousins	12/20/16 vs. Portland
55	Nate Archibald	2/23/72 vs. Portland
52	Nate Archibald	1/27/73 @ Atlanta
52	Nate Archibald	1/9/73 vs. New York
51	Chris Webber	1/5/01 vs. Indiana (1 OT)
51	Nate Archibald	11/18/72 vs. Houston
50	Kevin Martin	4/1/09 @ Golden State (1 OT)
50	Oscar Robertson	2/6/65 vs. Phila. (Syracuse)
50	Jack Twyman	2/28/59 vs. St. Louis
49	Otis Birdsong	1/29/80 @ Denver
49	Nate Archibald	2/13/73 vs. Houston
49	Nate Archibald	2/2/72 vs. New York
49	Oscar Robertson	11/15/61 @ Philadelphia
49	Jack Twyman	11/11/59 @ Boston
48	DeMarcus Cousins	1/23/16 vs. Indiana
48	Kevin Martin	11/2/09 vs. Memphis
48	Kevin Martin	3/7/08 vs. Minnesota
48	Mike Woodson	2/20/83 vs. Houston
48	Nate Archibald	1/16/73 vs. Seattle
48	Oscar Robertson	11/10/66 vs. Boston
48	Oscar Robertson	12/3/65 @ Los Angeles
48	Oscar Robertson	12/27/64 @ Baltimore
48	Oscar Robertson	3/14/64 @ St. Louis
48	Oscar Robertson	2/2/64 @ Boston (1 OT)
48	Oscar Robertson	12/5/63 vs. Boston
47	Mitch Richmond	12/15/95 @ Houston
47	Nate Archibald	11/15/72 vs. Seattle
47	Nate Archibald	3/13/71 vs. Atlanta
47	Oscar Robertson	2/6/62 vs. Detroit
47	Jack Twyman	10/30/59 vs. Syracuse
46	DeMarcus Cousins	1/30/17 @ Philadelphia
46	Nate Archibald	3/22/72 vs. Detroit
46	Nate Archibald	3/12/72 vs. Golden State
46	Oscar Robertson	2/15/67 vs. New York
46	Jack Twyman	3/4/59 vs. Minneapolis
45	Scott Wedman	1/2/80 @ Utah (1 OT)
45	Kevin Martin	1/3/09 @ Indiana
45	Danny Ainge	3/4/89 @ Golden State
45	Nate Archibald	12/30/72 @ Golden State
45	Nate Archibald	3/26/72 @ Cleveland
45	Nate Archibald	3/19/72 vs. Buffalo
45	Nate Archibald	2/5/72 vs. Detroit
45	Connie Dierking	2/22/70 vs. Philadelphia
45	Oscar Robertson	2/17/64 vs. San Francisco
45	Oscar Robertson	12/14/61 @ Los Angeles
45	Oscar Robertson	12/27/60 vs. Syracuse
45	Jack Twyman	3/8/59 @ Boston
45	Jack Twyman	11/19/58 vs. Boston
44	Mike Bibby	1/24/06 @ Philadelphia
44	Mitch Richmond	4/8/95 vs. LA Clippers (1 OT)
44	Nate Archibald	3/20/73 vs. Buffalo
44	Tom Van Arsdale	2/13/72 @ Houston
44	Oscar Robertson	12/11/69 @ Detroit (1 OT)
44	Oscar Robertson	3/5/66 vs. New York (1 OT)
44	Oscar Robertson	2/18/66 @ Baltimore
44	Oscar Robertson	2/2/66 @ Los Angeles
44	Oscar Robertson	11/27/65 @ New York
44	Oscar Robertson	2/3/65 vs. Los Angeles
44	Oscar Robertson	2/15/64 @ New York
44	Oscar Robertson	1/19/64 @ St. Louis
44	Oscar Robertson	11/15/60 vs. Philadelphia
43	Kevin Martin	11/16/07 vs. New York (2 OT)
43	Ron Boone	3/29/77 vs. New York
43	Nate Archibald	2/22/73 vs. Milwaukee (1 OT)
43	Nate Archibald	10/21/72 vs. Atlanta
43	Nate Archibald	1/14/72 vs. Atlanta
43	Oscar Robertson	1/5/68 @ Detroit
43	Oscar Robertson	3/13/67 @ Chicago
43	Oscar Robertson	3/4/67 vs. Baltimore
43	Oscar Robertson	1/6/67 vs. Chicago
43	Oscar Robertson	12/22/65 @ Baltimore (1 OT)
43	Oscar Robertson	2/29/64 @ Philadelphia
43	Oscar Robertson	3/10/63 @ Boston (Playoffs)
43	Oscar Robertson	1/23/63 vs. Boston
43	Oscar Robertson	2/19/61 vs. Los Angeles
43	Oscar Robertson	12/26/60 @ Detroit
43	Jack Twyman	1/8/60 vs. St. Louis
42	DeMarcus Cousins	1/21/17 @ Chicago
42	Marcus Thornton	1/24/14 vs. Indiana
42	Marcus Thornton	3/14/11 vs. Golden State
42	Mike Bibby	1/29/06 @ Toronto (1 OT)
42	Mike Bibby	1/15/06 vs. Orlando
42	Lionel Simmons	3/23/91 vs. Phoenix
42	Otis Birdsong	12/5/80 vs. Houston
42	Nate Archibald	10/10/73 vs. Chicago
42	Nate Archibald	3/13/73 @ Baltimore
42	Nate Archibald	2/10/73 vs. Chicago
42	Nate Archibald	1/11/73 vs. Golden State
42	Nate Archibald	1/26/72 @ Philadelphia
42	Nate Archibald	12/1/71 vs. Chicago
42	Tom Van Arsdale	3/16/70 vs. Chi. (1 OT, Oma-ha)
42	Oscar Robertson	1/3/69 vs. Baltimore
42	Oscar Robertson	1/31/68 vs. New York
42	Oscar Robertson	2/19/66 @ New York
42	Oscar Robertson	2/9/65 vs. Boston
42	Oscar Robertson	1/9/65 @ Baltimore
42	Oscar Robertson	2/7/64 vs. Philadelphia
42	Oscar Robertson	12/8/62 vs. Los Angeles
42	Oscar Robertson	11/7/62 vs. Boston
42	Oscar Robertson	2/13/62 vs. Philadelphia
42	Oscar Robertson	1/2/61 vs. Syracuse (Utica)
42	Oscar Robertson	11/27/60 vs. New York
42	Jack Twyman	2/23/60 vs. Syracuse
42	Jack Twyman	1/2/60 vs. New York
42	Jack Twyman	12/27/59 vs. Boston
41	Rudy Gay	1/21/14 @ New Orleans
41	DeMarcus Cousins	4/3/12 vs. Phoenix
41	Peja Stojakovic	12/23/03 vs. Memphis
41	Chris Webber	3/9/01 vs. Denver
41	Chris Webber	3/7/01 at Phoenix
41	Chris Webber	2/2/01 vs. Vancouver
41	Mitch Richmond	2/13/97 vs. LA Clippers
41	Mitch Richmond	1/4/96 vs. Denver
41	Antoine Carr	2/20/91 vs. Cleveland
41	Scott Wedman	3/18/81 vs. Denver
41	Nate Archibald	1/21/75 vs. Portland
41	Nate Archibald	2/28/73 @ Phoenix
41	Nate Archibald	12/15/72 vs. Detroit (1 OT)
41	Nate Archibald	12/12/72 vs. Cleveland
41	Nate Archibald	12/10/72 vs. Atlanta
41	Nate Archibald	1/16/72 vs. Cle. (Las Cruces)
41	Nate Archibald	1/7/72 @ Detroit
41	Oscar Robertson	1/25/70 vs. Baltimore
41	Oscar Robertson	11/21/69 vs. Chicago
41	Tom Van Arsdale	11/2/69 @ Los Angeles
41	Oscar Robertson	12/28/67 vs. S.F. (Cleveland)
41	Connie Dierking	3/19/68 @ Philadelphia
41	Connie Dierking	3/3/68 @ Seattle
41	Jerry Lucas	11/9/67 @ New York
41	Oscar Robertson	10/18/67 vs. San Francisco
41	Oscar Robertson	11/30/65 vs. Los Angeles
41	Oscar Robertson	11/10/65 vs. New York
41	Oscar Robertson	1/4/64 @ New York
41	Oscar Robertson	1/10/63 vs. Boston
41	Oscar Robertson	3/2/62 vs. Det. (Fort Wayne)
41	Oscar Robertson	2/28/62 vs. Boston
41	Jack Twyman	1/30/61 vs. Boston
41	Oscar Robertson	12/1/60 vs. Syracuse
41	Jack Twyman	1/8/59 vs. Syracuse (3 OT)
40	DeMarcus Cousins	2/14/17 @ LA Lakers
40	DeMarcus Cousins	3/7/16 at New Orleans
40	DeMarcus Cousins	11/13/15 vs. Brooklyn
40	Rudy Gay	10/31/14 vs. Portland
40	Kevin Martin	12/21/06 vs. Washington
40	Mike Bibby	1/19/06 vs. LA Lakers (1 OT)
40	Mike Bibby	2/4/05 vs. New York
40	Corliss Williamson	3/4/98 vs. Detroit
40	Mitch Richmond	12/30/96 @ Phoenix
40	Mitch Richmond	12/27/93 @ Orlando
40	Wayman Tisdale	3/23/93 vs. LA Clippers
40	Walt Williams	1/2/93 vs. Philadelphia
40	Wayman Tisdale	3/6/90 @ Detroit
40	Wayman Tisdale	12/8/89 @ Golden State
40	Eddie Johnson	3/3/85 @ LA Clippers (1 OT)
40	Eddie Johnson	10/30/83 vs. Seattle
40	Ron Boone	3/18/78 @ Boston
40	Nate Archibald	3/28/75 @ Los Angeles
40	Nate Archibald	3/25/75 @ New Orleans
40	Nate Archibald	1/25/75 @ New York
40	Nate Archibald	11/17/72 vs. Cleveland
40	Nate Archibald	12/22/71 vs. Atlanta
40	Tom Van Arsdale	2/12/71 @ San Francisco
40	Oscar Robertson	1/22/70 vs. Boston
40	Oscar Robertson	3/1/66 vs. Philadelphia
40	Oscar Robertson	2/21/66 vs. Phila. (Dayton)
40	Oscar Robertson	12/29/65 vs. Los Angeles
40	Oscar Robertson	3/26/65 @ Phila. (Playoffs)
40	Oscar Robertson	2/21/65 @ New York
40	Oscar Robertson	11/25/64 @ Baltimore
40	Oscar Robertson	1/18/64 vs. St. Louis
40	Oscar Robertson	12/6/63 @ Boston
40	Oscar Robertson	2/13/61 vs. L.A. (Dayton)
40	Jack Twyman	2/20/60 vs. Detroit
40	Jack Twyman	1/1/60 vs. Boston (Detroit)
40	Jack Twyman	1/28/56 vs. Boston

BACK TO TABLE OF CONTENTS

KINGS 40-PLUS POINT PERFORMANCES IN THE SACRAMENTO KINGS ERA (1985-86 - PRESENT)

POINTS

56	DeMarcus Cousins	1/25/16 vs. Charlotte (2OT)
55	DeMarcus Cousins	12/20/16 vs. Portland
51	Chris Webber	1/5/01 vs. Indiana (1 OT)
50	Kevin Martin	4/1/09 @ Golden State (1 OT)
48	DeMarcus Cousins	1/23/16 vs. Indiana
48	Kevin Martin	11/2/09 vs. Memphis
48	Kevin Martin	3/7/08 vs. Minnesota
47	Mitch Richmond	12/15/95 @ Houston
46	DeMarcus Cousins	1/30/17 @ Philadelphia
45	Kevin Martin	1/3/09 @ Indiana
45	Danny Ainge	3/4/89 @ Golden State
44	Mike Bibby	1/24/06 @ Philadelphia
44	Mitch Richmond	4/8/95 vs. LA Clippers (1 OT)
43	Kevin Martin	11/16/07 vs. New York (2 OT)
42	DeMarcus Cousins	1/21/17 @ Chicago
42	Marcus Thornton	1/24/14 vs. Indiana
42	Marcus Thornton	3/14/11 vs. Golden State
42	Mike Bibby	1/29/06 @ Toronto (1 OT)
42	Mike Bibby	1/15/06 vs. Orlando
42	Lionel Simmons	3/23/91 vs. Phoenix
41	Rudy Gay	1/21/14 @ New Orleans
41	DeMarcus Cousins	4/3/12 vs. Phoenix
41	Peja Stojakovic	12/23/03 vs. Memphis
41	Chris Webber	3/9/01 vs. Denver
41	Chris Webber	3/7/01 at Phoenix
41	Chris Webber	2/2/01 vs. Vancouver
41	Mitch Richmond	2/13/97 vs. LA Clippers
41	Mitch Richmond	1/4/96 vs. Denver
41	Antoine Carr	2/20/91 vs. Cleveland
40	DeMarcus Cousins	2/14/17 @ LA Lakers
40	DeMarcus Cousins	3/7/16 at New Orleans
40	DeMarcus Cousins	11/13/15 vs. Brooklyn
40	Rudy Gay	10/31/14 vs. Portland
40	Kevin Martin	12/21/06 vs. Washington
40	Mike Bibby	1/19/06 vs. LA Lakers (1 OT)
40	Mike Bibby	2/4/05 vs. New York
40	Corliss Williamson	3/4/98 vs. Detroit
40	Mitch Richmond	12/30/96 @ Phoenix
40	Mitch Richmond	12/27/93 @ Orlando
40	Wayman Tisdale	3/23/93 vs. LA Clippers
40	Walt Williams	1/2/93 vs. Philadelphia
40	Wayman Tisdale	3/6/90 @ Detroit
40	Wayman Tisdale	12/8/89 @ Golden State

REBOUNDS

26	Chris Webber	1/5/01 vs. Indiana
24	DeMarcus Cousins	3/13/15 @ Philadelphia
22	Jason Thompson	1/17/15 vs. LA Clippers
22	DeMarcus Cousins	4/17/13 vs. LA Clippers
22	Brad Miller	1/14/09 @ Golden State (3 OT)
22	Chris Webber	11/23/99 vs. New Jersey
22	LaSalle Thompson	11/16/88 @ LA Clippers
21	DeMarcus Cousins	4/1/15 @ Houston
21	Brad Miller	1/30/08 vs. Charlotte
21	Chris Webber	4/15/99 vs. Seattle
21	Olden Polynice	2/18/97 vs. Minnesota
21	Olden Polynice	3/11/94 @ Milwaukee
21	LaSalle Thompson	1/8/86 @ Indiana

ASSISTS

20	Rajon Rondo	1/25/16 vs. Charlotte (2 OT)
20	Rajon Rondo	11/23/15 @ Charlotte (1 OT)
19	Rajon Rondo	1/4/16 @ Oklahoma City
19	Rajon Rondo	12/5/15 @ Houston
18	Rajon Rondo	2/24/16 vs. San Antonio
18	Rajon Rondo	11/19/15 @ Miami
18	Jason Williams	1/4/00 @ Cleveland
18	Reggie Theus	4/5/86 vs. Phoenix
18	Reggie Theus	3/11/86 vs. San Antonio
18	Reggie Theus	2/25/86 @ Seattle
17	Rajon Rondo	3/2/16 @ Memphis
17	Rajon Rondo	1/20/16 @ L.A. Lakers
17	Rajon Rondo	12/23/15 @ Indiana
17	Beno Udrih	3/21/10 at LA Clippers
17	Bobby Hurley	3/3/95 @ LA Lakers (2 OT)
17	Spud Webb	3/23/93 vs. LA Clippers
17	Jim Les	3/2/91 @ Seattle
17	Reggie Theus	3/25/86 vs. Portland



DeMARCUS COUSINS



CHRIS WEBBER



RAJON RONDO

TOP SINGLE-GAME PERFORMANCES

TOP REBOUNDING PERFORMANCES

Rochester-Cincinnati Royals Era

40	Jerry Lucas	2/29/64 @ Philadelphia
38	Maurice Stokes	1/14/56 vs. Syracuse
37	Jerry Lucas	1/20/65 @ Detroit
35	Jerry Lucas	11/13/65 vs. Baltimore
34	Jerry Lucas	2/12/68 vs. Chicago (Cleveland)
34	Maurice Stokes	1/21/56 vs. St. L (Saratoga Spr.)
33	Jerry Lucas	11/11/66 @ Baltimore
33	Maurice Stokes	1/16/57 vs. St. Louis
32	Jerry Lucas	10/21/67 vs. Chicago
32	Jerry Lucas	2/15/66 vs. Boston
32	Jerry Lucas	1/25/66 vs. Boston
31	Jerry Lucas	2/12/69 vs. San Diego
31	Jerry Lucas	1/2/69 @ San Francisco
31	Jerry Lucas	11/23/66 vs. Philadelphia
31	Jerry Lucas	10/28/65 vs. Boston
31	Jerry Lucas	3/6/65 @ San Francisco
31	Jerry Lucas	11/7/64 @ Philadelphia
30	Jerry Lucas	11/23/65 vs. Detroit (New York)
30	Jerry Lucas	3/21/65 @ Boston
30	Maurice Stokes	11/8/57 vs. Boston
30	Maurice Stokes	2/1/57 vs. Ft. Wayne (Cincinnati)
30	Maurice Stokes	2/1/56 vs. Syracuse

Kansas City-Sacramento Kings Era

26	Chris Webber	1/5/01 vs. Indiana
26	Sam Lacey	11/25/73 vs. Seattle
25	Sam Lacey	11/10/74 vs. Boston
25	Sam Lacey	2/2/71 @ New York
24	DeMarcus Cousins	3/13/15 @ Philadelphia
24	Sam Lacey	1972-73, date n/a
23	Sam Lacey	3/8/78 vs. New Jersey
23	Sam Lacey	11/21/75 vs. Chicago
23	Sam Lacey	10/30/74 vs. Milwaukee
23	Sam Lacey	2/15/74 @ Philadelphia
22	DeMarcus Cousins	4/17/13 vs. LA Clippers
22	Brad Miller	1/14/09 @ Golden State (3 OT)
22	Chris Webber	11/23/99 vs. New Jersey
22	LaSalle Thompson	11/16/88 @ LA Clippers
22	Sam Lacey	11/24/74 vs. Cleveland
22	Sam Lacey	2/19/74 vs. Los Angeles
22	Sam Lacey	12/1/73 @ Golden State
22	Ron Riley	11/2/73 vs. Seattle
21	DeMarcus Cousins	4/1/15 @ Houston
21	Brad Miller	1/30/08 vs. Charlotte
21	Chris Webber	4/15/99 vs. Seattle
21	Olden Polynice	2/18/97 vs. Minnesota
21	Olden Polynice	3/11/94 @ Milwaukee
21	LaSalle Thompson	1/8/86 @ Indiana
21	Sam Lacey	12/26/79 vs. Los Angeles
21	Sam Lacey	11/13/74 @ Washington
21	John Block	1972-73, date n/a
20	29 times	(Sam Lacey 13 times)

TOP ASSIST PERFORMANCES

Rochester-Cincinnati Royals Era

22	Oscar Robertson	3/5/66 vs. New York
22	Oscar Robertson	10/29/61 vs. Syracuse
21	Oscar Robertson	2/14/64 vs. New York
20	Oscar Robertson	3/4/69 @ Phoenix
20	Oscar Robertson	2/28/65 vs. New York (Dayton)
20	Oscar Robertson	12/28/64 vs. San Francisco
20	Oscar Robertson	12/11/61 vs. Chicago (Dayton)
20	Bob Davies	1/22/55 vs. Boston
19	Oscar Robertson	12/6/67 vs. Philadelphia
19	Oscar Robertson	1/18/68 vs. S.D. (Cleveland)
19	Oscar Robertson	12/14/66 @ Los Angeles
19	Oscar Robertson	3/18/65 vs. Baltimore
19	Oscar Robertson	12/1/64 vs. Detroit (Indianapolis)
19	Oscar Robertson	1/5/64 vs. Baltimore
19	Oscar Robertson	1/4/63 vs. San Francisco
19	Oscar Robertson	12/13/62 vs. Chicago (Indianapolis)
19	Oscar Robertson	1/11/62 vs. Philadelphia
19	Oscar Robertson	12/8/61 vs. St. Louis
18	15 times	(Oscar Robertson 9 times)

Kansas City-Sacramento Kings Era

22	Phil Ford	2/21/79 vs. Milwaukee
21	Phil Ford	2/23/79 vs. Phoenix
21	Nate Archibald	12/15/72 vs. Detroit (1OT)
20	Rajon Rondo	1/25/16 vs. Charlotte (2 OT)
20	Rajon Rondo	11/23/15 @ Charlotte (1 OT)
20	Nate Archibald	3/2/73 @ Golden State
20	Nate Archibald	2/9/73 @ Houston
19	Rajon Rondo	1/4/16 @ Oklahoma City
19	Rajon Rondo	12/5/15 @ Houston
19	Nate Archibald	2/6/73 @ Chicago
19	Nate Archibald	11/10/72 @ Seattle
18	Rajon Rondo	2/24/16 vs. San Antonio
18	Rajon Rondo	11/19/15 @ Miami
18	Jason Williams	1/4/00 @ Cleveland
18	Reggie Theus	4/5/86 vs. Phoenix
18	Reggie Theus	3/11/86 vs. San Antonio
18	Reggie Theus	2/25/86 @ Seattle
18	Nate Archibald	12/25/72 vs. Milwaukee
18	Nate Archibald	12/2/72 @ Houston
18	Nate Archibald	11/8/72 vs. Philadelphia
17	Nine times	(Rajon Rondo 3 times)

TOP OPPONENT PERFORMANCES

Points

65	Wilt Chamberlain	2/13/62 vs. Philadelphia
62	Wilt Chamberlain	11/15/64 vs. San Francisco
61	Wilt Chamberlain	11/21/62 @ San Francisco
61	George Mikan	1/20/52 @ Minneapolis
60	Wilt Chamberlain	1/26/69 vs. L.A. (Cleveland)
59	Wilt Chamberlain	11/18/62 vs. San Francisco
58	Wilt Chamberlain	2/13/67 @ Philadelphia
58	Wilt Chamberlain	2/25/61 vs. Philadelphia
57	Rick Barry	10/29/66 vs. San Francisco
57	Wilt Chamberlain	12/19/61 vs. Philadelphia
	Most in KC Kings Era	
53	Gail Goodrich	3/28/75 @ Los Angeles
	Most in Sac Kings Era	
53	Tony Delk	1/2/01 vs. Phoenix

Rebounds

40	Bill Russell	12/12/58 @ Boston (1 OT)
39	Wilt Chamberlain	12/28/59 vs. Phila. (St. Louis)
38	Wilt Chamberlain	12/18/60 vs. Philadelphia
37	Wilt Chamberlain	1/24/60 vs. Philadelphia
36	Wilt Chamberlain	2/28/67 vs. Phila. (Syracuse)
36	Bill Russell	3/21/65 @ Boston
36	George Mikan	1/20/52 @ Minneapolis
35	Bill Russell	4/9/64 @ Boston (Playoffs)
35	Bill Russell	1/12/62 @ Boston
35	Wilt Chamberlain	11/8/59 @ Philadelphia
35	Bob Pettit	3/2/58 @ St. Louis
	Most in KC-Sac Kings Era	
31	Dennis Rodman	3/14/92 vs. Detroit

Assists

21	Sherman Douglas	12/8/93 @ Boston
21	Nate McMillan	3/31/87 @ Seattle
21	Isiah Thomas	12/22/84 vs. Detroit
20	Steve Nash	12/5/06 @ Phoenix
20	John Lucas	12/23/83 vs. San Antonio
20	Kevin Porter	1/22/78 @ New Jersey
20	Guy Rodgers	3/1/63 @ San Francisco
19	John Wall	12/21/15 @ Washington
19	Chris Paul	2/1/08 vs. New Orleans
19	Chauncey Billups	12/14/05 @ Detroit
19	Steve Nash	4/1/04 @ Dallas
19	Michael Adams	2/12/92 vs. Washington
19	John Stockton	1/5/91 vs. Utah
19	John Stockton	3/24/88 @ Utah
19	John Stockton	2/29/88 vs. Utah
19	John Stockton	1/2/88 vs. Utah
19	Magic Johnson	3/22/87 @ LA Lakers
19	Magic Johnson	3/21/84 vs. LA Lakers
19	Walt Hazzard	3/9/69 @ Atlanta
19	Wilt Chamberlain	3/19/68 @ Philadelphia
19	Guy Rodgers	3/3/63 @ San Francisco
19	Bob Cousy	2/19/63 @ Boston

BACK TO TABLE OF CONTENTS

TOP SINGLE-GAME PERFORMANCES

TRIPLE-DOUBLE PERFORMANCES IN THE SACRAMENTO ERA

Name	Date	Opponent	PTS	REB	AST
De'Aaron Fox	11/1/18	@ Atlanta	31	10	15
Ty Lawson	4/11/17	vs. Phoenix	22	10	12
DeMarcus Cousins	2/3/17	vs. Phoenix	22	11	12
DeMarcus Cousins	1/18/17	vs. Indiana	25	12	10
Rajon Rondo	4/5/16	vs. Portland	27	10	12
DeMarcus Cousins	2/5/16	@ Brooklyn	24	10	10
Rajon Rondo	1/23/16	vs. Indiana	11	10	10
Rajon Rondo	11/18/15	@ Atlanta	12	12	10
Rajon Rondo	11/13/15	vs. Brooklyn	23	10	14
Rajon Rondo	11/11/15	vs. Detroit	14	11	15
Rajon Rondo	11/7/15	vs. Golden State	14	12	15
DeMarcus Cousins	4/3/15	vs. New Orleans	24	20	13
DeMarcus Cousins	4/1/15	@ Houston	24	21	10
Isaiah Thomas	3/18/14	vs. Washington	24	11	10
DeMarcus Cousins	12/30/12	vs. Boston	12	10	10
Beno Udrih	3/28/10	@ Cleveland	18	10	15
Tyreke Evans*	3/10/10	vs. Toronto	19	10	10
Brad Miller	4/10/07	@ Memphis	17	10	11
John Salmons	12/22/06	@ Denver	21	11	10
Kenny Thomas	1/19/06	vs. LA Lakers	16	12	10
Chris Webber	2/13/05	@ Boston	14	17	12
Chris Webber	2/8/05	vs. Phoenix	24	10	12
Chris Webber	2/5/05	@ Portland	20	13	10
Mike Bibby	1/20/05	vs. Cleveland	15	10	11
Chris Webber	11/9/04	vs. Toronto	21	11	11
Vlade Divac	2/17/04	vs. Boston	14	11	11
Brad Miller	12/7/03	vs. Indiana	18	15	10
Brad Miller	11/21/03	vs. Orlando	22	14	10
Chris Webber	1/26/03	@ Toronto	24	19	10
Chris Webber	1/15/03	vs. Dallas	29	15	11
Chris Webber	12/21/02	@ Phoenix	29	15	11
Vlade Divac	2/6/02	@ Boston	15	14	10
Chris Webber	3/20/01	vs. Houston	28	10	12
Chris Webber	4/18/00	vs. Seattle	23	10	13
Vlade Divac	4/2/00	vs. Philadelphia	14	11	11
Chris Webber	3/28/00	vs. New York	21	10	11
Chris Webber	3/6/00	vs. Dallas	22	10	11
Chris Webber	12/4/99	@ Washington	25	11	10
Chris Webber	11/23/99	vs. New Jersey	26	17	10
Vlade Divac	4/6/99	@ Seattle	11	14	10
Chris Webber	2/25/99	@ Washington	17	10	10
Mitch Richmond	1/22/97	vs. Detroit	38	10	10
Mitch Richmond	2/16/94	vs. Philadelphia	31	12	10
Lionel Simmons	1/7/94	@ Seattle	14	12	13
Mitch Richmond	1/2/92	vs. Philadelphia	29	10	10
Lionel Simmons	11/26/91	vs. Phoenix	10	14	10
Danny Ainge	12/5/89	vs. Milwaukee	27	11	13
Rodney McCray	1/11/89	@ LA Clippers	18	10	10
Rodney McCray	12/1/88	vs. Denver	20	12	10
Reggie Theus	3/12/86	@ Dallas	32	14	15

* first triple-double by a rookie in Sacramento era

TOP 20-POINT, 20-REBOUND PERFORMANCES IN THE SACRAMENTO ERA

POINTS	REBOUNDS	PLAYER	GAME
36	20	DeMarcus Cousins	11/28/16 @ Washington
24	20	DeMarcus Cousins	3/20/16 @ New York
37	20	DeMarcus Cousins	2/19/16 vs. Denver
24	20	DeMarcus Cousins*	4/3/15 vs. New Orleans
24	21	DeMarcus Cousins*	4/1/15 @ Houston
39	20	DeMarcus Cousins	3/27/15 @ New Orleans
39	24	DeMarcus Cousins	3/13/15 @ Philadelphia
28	20	DeMarcus Cousins	3/9/14 @ Brooklyn
36	22	DeMarcus Cousins	4/17/13 vs. L.A. Clippers
31	20	DeMarcus Cousins	1/4/13 @ Toronto
21	20	DeMarcus Cousins	2/4/12 vs. Golden State
30	22	Brad Miller	1/14/09 @ Golden State
22	20	Brad Miller	2/2/08 vs. Chicago
22	21	Brad Miller	1/30/08 vs. Charlotte
51	26	Chris Webber	1/5/01 vs. Indiana
28	20	Chris Webber	2/23/00 vs. Atlanta
26	22	Chris Webber	11/23/99 vs. New Jersey
26	21	Chris Webber	4/15/99 vs. Seattle
28	20	Chris Webber	2/9/99 @ Phoenix
23	21	Olden Polynice	3/11/94 @ Milwaukee
24	22	LaSalle Thompson	11/16/88 @ L.A. Clippers

* triple-double

SEASON BEST PERFORMANCES

INDIVIDUAL

MINUTES

NO.	SEASON	PLAYER	G	MIN	AVG	NBA RANK
1.	1972-73	Nate Archibald	80	3681	46.0	1
2.	1965-66	Oscar Robertson	76	3493	46.0	3
3.	1964-65	Oscar Robertson	75	3421	45.6	2
4.	1963-64	Oscar Robertson	79	3559	45.1	2
5.	1965-66	Jerry Lucas	79	3517	44.5	2
6.	1961-62	Oscar Robertson	79	3503	44.3	2
7.	1967-68	Jerry Lucas	82	3619	44.1	2
8.	1962-63	Oscar Robertson	80	3521	44.0	2
9.	1966-67	Oscar Robertson	79	3468	43.9	3
10.	1968-69	Oscar Robertson	79	3461	43.8	4

SCORING

NO.	SEASON	PLAYER	G	PTS	AVG	NBA RANK
1.	1972-73	Nate Archibald	80	2719	34.0	1
2.	1963-64	Oscar Robertson	79	2480	31.4	2
3.	1965-66	Oscar Robertson	76	2378	31.3	3
4.	1959-60	Jack Twyman	75	2338	31.2	2
5.	1961-62	Oscar Robertson	79	2432	30.8	3
6.	1966-67	Oscar Robertson	79	2412	30.5	2
7.	1960-61	Oscar Robertson	71	2165	30.5	3
8.	1964-65	Oscar Robertson	75	2279	30.4	3
9.	1967-68	Oscar Robertson	65	1896	29.2	6
10.	1962-63	Oscar Robertson	80	2264	28.3	3

REBOUNDS

NO.	SEASON	PLAYER	G	REB	AVG	NBA RANK
1.	1965-66	Jerry Lucas	79	1668	21.1	3
2.	1964-65	Jerry Lucas	66	1321	20.0	4
3.	1966-67	Jerry Lucas	81	1547	19.1	3
4.	1967-68	Jerry Lucas	82	1560	19.0	2
5.	1968-69	Jerry Lucas	74	1360	18.4	6
6.	1957-58	Maurice Stokes	63	1142	18.1	3
7.	1956-57	Maurice Stokes	72	1256	17.4	1
8.	1963-64	Jerry Lucas	79	1375	17.4	3
9.	1955-56	Maurice Stokes	67	1094	16.3	2
10.	1974-75	Sam Lacey	81	1149	14.2	3

ASSISTS

NO.	SEASON	PLAYER	G	AST	AVG	NBA RANK
1.	2015-16	Rajon Rondo	72	839	11.7	1
2.	1964-65	Oscar Robertson	75	861	11.5	1
3.	1961-62	Oscar Robertson	79	899	11.4	1
4.	1972-73	Nate Archibald	80	910	11.4	1
5.	1965-66	Oscar Robertson	76	847	11.1	1
6.	1963-64	Oscar Robertson	79	868	11.0	1
7.	1966-67	Oscar Robertson	79	845	10.7	2
8.	1970-71	Norm Van Lier	82	832	10.1	1
9.	1968-69	Oscar Robertson	79	772	9.8	1
10.	1967-68	Oscar Robertson	65	633	9.7	3
	1960-61	Oscar Robertson	71	690	9.7	1

FIELD GOAL PERCENTAGE (Minimum 500 FGA)

NO.	SEASON	PLAYER	FGM	FGA	PCT	NBA RANK
1.	1982-83	Steve Johnson	371	595	.624	2
2.	1981-82	Steve Johnson	395	644	.613	2
3.	1984-85	Otis Thorpe	411	685	.600	3
4.	1970-71	Johnny Green	502	855	.587	1
5.	1972-73	Matt Guokas	322	565	.570	2
6.	1971-72	Johnny Green	331	582	.569	—
7.	1969-70	Johnny Green	481	860	.559	1
8.	1968-69	Jerry Lucas	555	1007	.551	2
9.	1978-79	Bill Robinzine	459	837	.548	9
10.	1994-95	Olden Polynice	376	691	.544	10
	1980-81	Reggie King	472	867	.544	—

TEAM

SCORING

NO.	SEASON	PTS	AVG	NBA RANK
1.	1961-62	9848	123.1	2
2.	1962-63	9520	119.0	2
3.	1960-61	9314	117.9	6
4.	1965-66	9424	117.8	3
5.	1969-70	9619	117.3	7
6.	1966-67	9485	117.1	5
7.	1967-68	9561	116.6	7
8.	1970-71	9511	116.0	3
9.	1984-85	9413	114.8	5
10.	1963-64	9176	114.7	1

FIELD GOAL PERCENTAGE

NO.	SEASON	FGM	FGA	PCT	NBA RANK
1.	1984-85	3664	7275	.504	4
2.	1980-81	3572	7151	.500	5
3.	1982-83	3719	7485	.497	4
4.	1981-82	3604	7284	.495	10
5.	1978-79	3764	7644	.492	6
6.	1985-86	3538	7220	.490	8
7.	1983-84	3516	7230	.486	16
8.	1972-73	3621	7581	.478	2
	1979-80	3582	7489	.478	13
10.	1986-87	3522	7413	.475	13

FREE THROW PERCENTAGE

NO.	SEASON	FTM	FTA	PCT	NBA RANK
1.	1974-75	1797	2190	.821	1
2.	2008-09	1682	2107	.798	6
3.	2007-08	1812	2272	.798	3
4.	1976-77	1706	2140	.797	1
5.	1986-87	1974	2479	.796	2
6.	2003-04	1626	2044	.795	2
7.	2004-05	1577	2004	.787	6
8.	1977-78	1775	2262	.785	2
9.	2005-06	1704	2173	.784	5
10.	1984-85	2022	2595	.779	7

REBOUNDING

NO.	SEASON	REB	AVG	NBA RANK
1.	1961-62	5665	70.8	5
2.	1960-61	5581	70.6	7
3.	1959-60	5251	70.0	5
4.	1962-63	5561	69.5	2
5.	1965-66	5559	69.5	4
6.	1957-58	4959	68.9	6
7.	1958-59	4887	67.9	6
8.	1963-64	5400	67.5	9
9.	1964-65	5387	67.3	4
10.	1966-67	5198	64.2	9

ASSISTS

NO.	SEASON	AST	AVG	NBA RANK
1.	1984-85	2342	28.6	2
2.	1985-86	2304	28.1	5
3.	1980-81	2271	27.7	4
4.	1978-79	2239	27.3	7
5.	1983-84	2229	27.2	7
6.	1961-62	2154	26.9	1
7.	1960-61	2107	26.7	2
8.	1986-87	2185	26.6	9
9.	1982-83	2155	26.3	9
10.	2003-04	2152	26.2	1

BACK TO TABLE OF CONTENTS

SEASON BEST PERFORMANCES

INDIVIDUAL

FREE THROW PERCENTAGE (Minimum 250 FTA)

NO.	SEASON	PLAYER	FTM	FTA	PCT	NBA RANK
1.	2003-04	Peja Stojakovic	394	425	.927	1
2.	2004-05	Peja Stojakovic	253	275	.920	3
3.	1951-52	Bobby Wanzer	377	417	.904	1
4.	1966-67	Adrian Smith	343	380	.903	1
5.	2000-01	Doug Christie	280	312	.897	3
6.	2012-13	Isaiah Thomas	253	287	.882	7
7.	2001-02	Peja Stojakovic	283	323	.876	T9
8.	2002-03	Peja Stojakovic	231	264	.875	12
9.	1966-67	Oscar Robertson	736	843	.873	4
10.	1967-68	Oscar Robertson	576	660	.873	1

STEALS

NO.	SEASON	PLAYER	G	STL	AVG	NBA RANK
1.	1976-77	Brian Taylor	72	199	2.76	2
2.	2007-08	Ron Artest	57	133	2.33	2
3.	2000-01	Doug Christie	81	183	2.26	3
4.	2002-03	Doug Christie	80	180	2.25	4
5.	1978-79	Phil Ford	79	174	2.20	5
6.	2006-07	Ron Artest	70	149	2.13	2
7.	2001-02	Doug Christie	81	160	1.98	5
8.	2015-16	Rajon Rondo	72	141	1.96	7
9.	1998-99	Jason Williams	50	95	1.90	15
10.	2003-04	Doug Christie	82	151	1.84	5

BLOCKED SHOTS

NO.	SEASON	PLAYER	G	BLK	AVG	NBA RANK
1.	1991-92	Duane Causwell	80	215	2.69	7
2.	1997-98	Michael Stewart	81	195	2.41	7
3.	1973-74	Sam Lacey	79	184	2.33	8
4.	1998-99	Chris Webber	42	89	2.12	11
5.	1974-75	Sam Lacey	81	168	2.07	4
6.	1987-88	Jawann Oldham	54	110	2.04	7
7.	1990-91	Duane Causwell	76	148	1.95	15
8.	2002-03	Keon Clark	80	150	1.88	T11
9.	1983-84	LaSalle Thompson	80	145	1.81	7
10.	2014-15	DeMarcus Cousins	59	103	1.75	T10

TEAM

STEALS

NO.	SEASON	STL	AVG	NBA RANK
1.	1979-80	863	10.52	5
2.	1976-77	849	10.35	8
3.	1978-79	825	10.06	7
4.	1973-74	796	9.71	2
5.	1977-78	794	9.68	14
6.	2000-01	793	9.67	1
7.	1999-00	787	9.60	3
8.	1982-83	765	9.33	8
9.	1975-76	751	9.16	7
10.	1981-82	743	9.06	7

BLOCKED SHOTS

NO.	SEASON	BLK	AVG	NBA RANK
1.	1991-92	618	7.54	2
2.	1990-91	513	6.26	5
3.	1987-88	493	6.01	7
4.	2002-03	457	5.57	12
	1994-95	457	5.57	8
6.	1995-96	436	5.32	11
7.	2000-01	432	5.27	14
8.	1997-98	420	5.12	14
9.	1988-89	409	4.99	17
	1982-83	409	4.99	15



DID YOU KNOW? NBA Hall of Famer Oscar Robertson was the first player in NBA history to average a triple-double (points, rebounds, and assists) for an entire season. The Cincinnati Royals All-Star averaged 30.8 points, 12.5 rebounds, and a league-high 11.4 assists per game during the 1961-62 season.



DID YOU KNOW? NBA Hall of Famer 6-foot-1 Nate "Tiny" Archibald was the first player in NBA history to lead the league in scoring (34.0 ppg) and assists (11.4 apg) in a single season (1972-73).

KINGS' STATISTICS YEAR-BY-YEAR

TEAM'S STATISTICS

	PPG	RPG	APG	SPG	BPG	TPG	FG%	3pt%	FT%	ORPG	DRPG
1970-71	116.0	50.6	24.7	---	---	19.26	.454	---	.725	---	---
1971-72	107.8	45.8	24.6	---	---	20.39	.459	---	.756	---	---
1972-73	107.6	44.2	25.8	---	---	20.95	.478	---	.776	---	---
1973-74	102.0	44.7	21.3	9.71	4.68	21.84	.459	---	.774	13.6	31.1
1974-75	101.4	45.6	22.6	8.83	4.23	18.88	.449	---	.821	12.1	33.5
1975-76	103.3	46.4	22.7	9.16	3.95	19.27	.453	---	.767	13.8	32.5
1976-77	107.7	46.5	24.2	10.35	4.71	18.93	.460	---	.797	14.9	31.6
1977-78	109.5	46.8	24.3	9.68	4.51	20.61	.466	---	.785	14.7	32.1
1978-79	113.1	43.8	27.3	10.06	4.76	19.89	.492	---	.730	14.5	29.3
1979-80	108.0	44.1	25.9	10.52	4.34	17.55	.478	.219	.743	14.5	29.6
1980-81	106.9	42.5	27.7	8.77	4.70	17.66	.500	.292	.714	12.6	29.9
1981-82	107.1	41.0	25.1	9.06	4.90	18.38	.495	.200	.719	13.2	27.8
1982-83	113.8	44.7	26.3	9.33	4.99	20.62	.497	.237	.727	15.3	29.4
1983-84	110.0	41.7	27.2	8.72	4.67	18.34	.486	.275	.777	14.0	27.7
1984-85	114.8	42.6	28.6	8.06	3.66	19.43	.504	.265	.779	14.2	28.4
1985-86	108.8	42.8	28.1	7.34	4.73	18.70	.490	.224	.778	13.8	29.0
1986-87	110.9	45.4	26.6	6.26	4.84	17.11	.475	.251	.796	15.6	29.8
1987-88	108.0	45.0	25.8	7.10	6.01	17.77	.471	.320	.772	15.0	30.0
1988-89	105.5	43.8	24.0	7.61	4.99	16.71	.457	.373	.770	13.9	29.9
1989-90	101.7	40.4	25.0	6.66	4.78	15.11	.468	.333	.771	11.6	28.8
1990-91	96.7	39.6	24.3	7.70	6.26	15.51	.453	.374	.732	12.5	27.0
1991-92	104.3	41.6	23.9	8.87	7.54	16.59	.466	.353	.747	12.9	28.7
1992-93	107.9	41.7	25.3	9.37	4.24	16.63	.463	.332	.762	13.9	27.8
1993-94	101.1	42.3	24.7	8.16	4.33	16.26	.452	.353	.731	13.7	28.6
1994-95	98.2	41.4	22.2	7.93	5.57	17.67	.468	.346	.711	13.1	28.4
1995-96	99.5	42.2	22.3	7.84	5.32	17.59	.457	.387	.731	13.6	28.6
1996-97	96.4	41.5	21.9	7.17	4.41	16.24	.454	.391	.723	13.4	28.1
1997-98	93.1	41.4	22.4	7.27	5.12	15.50	.442	.351	.687	13.3	28.1
1998-99	100.2	45.6	22.6	8.88	4.64	16.84	.445	.308	.683	14.1	31.5
1999-00	105.0	45.0	23.8	9.60	4.65	16.16	.450	.322	.754	12.9	32.1
2000-01	101.7	45.0	22.6	9.67	5.27	14.89	.449	.354	.771	12.0	33.0
2001-02	104.6	45.3	23.9	9.04	4.57	13.76	.467	.367	.751	12.4	33.0
2002-03	101.7	44.5	24.8	8.98	5.57	14.54	.464	.381	.746	11.0	33.5
2003-04	102.8	41.2	26.2	8.66	3.96	13.87	.462	.401	.795	10.8	30.4
2004-05	103.7	42.4	24.5	8.22	3.85	13.09	.459	.374	.787	12.5	29.9
2005-06	98.9	40.5	22.3	7.41	3.65	14.62	.454	.351	.784	10.4	30.2
2006-07	101.3	38.9	20.3	8.18	3.23	14.56	.450	.350	.765	9.7	29.2
2007-08	102.5	40.1	19.1	7.94	4.07	16.06	.464	.373	.798	10.1	30.0
2008-09	100.6	39.1	19.7	6.94	4.26	15.44	.447	.368	.798	10.2	28.9
2009-10	100.0	42.6	20.5	6.88	4.46	14.95	.456	.349	.726	11.9	30.7
2010-11	99.4	43.9	20.4	7.41	4.77	16.15	.449	.335	.734	13.1	30.8
2011-12	98.8	42.9	19.3	8.50	4.89	14.42	.436	.316	.736	13.4	29.5
2012-13	100.2	40.6	20.8	8.18	4.17	14.62	.447	.363	.769	11.5	29.1
2013-14	100.5	44.5	18.9	7.16	3.88	15.23	.447	.333	.759	12.1	32.4
2014-15	101.3	44.2	20.3	6.71	3.95	16.26	.455	.341	.762	10.9	33.3
2015-16	106.6	44.2	24.5	8.94	4.49	16.17	.464	.359	.725	10.6	33.7
2016-17	102.8	41.1	22.5	7.64	3.95	14.64	.461	.376	.775	8.7	32.3
2017-18	98.8	40.9	21.6	7.84	4.15	13.72	.450	.375	.735	9.5	31.4
2018-19	114.2	45.4	25.4	8.28	4.43	13.35	.464	.378	.726	11.0	34.4

OPPONENTS' STATISTICS

	PPG	RPG	APG	SPG	BPG	TPG	FG%	3pt%	FT%	ORPG	DRPG
1970-71	119.2	57.0	25.0	---	---	20.55	.467	---	.730	---	---
1971-72	111.8	51.6	24.7	---	---	19.93	.466	---	.740	---	---
1972-73	110.5	48.3	23.0	---	---	22.21	.484	---	.766	---	---
1973-74	105.8	47.1	23.4	8.82	4.55	21.52	.476	---	.775	14.8	32.3
1974-75	101.6	47.2	22.4	7.39	3.80	19.57	.461	---	.768	12.9	34.3
1975-76	106.2	47.9	22.3	8.29	3.91	19.76	.466	---	.759	14.1	33.9
1976-77	106.8	46.8	21.3	8.80	4.78	21.11	.472	---	.761	13.4	33.4
1977-78	111.4	47.8	23.5	9.71	4.98	20.66	.474	---	.761	15.0	32.7
1978-79	110.2	45.2	21.7	8.27	5.30	22.91	.486	---	.749	14.1	31.1
1979-80	104.9	46.1	21.7	8.48	5.18	21.49	.476	.238	.763	13.9	32.2
1980-81	106.9	44.5	22.6	8.74	4.67	18.54	.481	.203	.756	13.9	30.6
1981-82	110.2	45.4	22.6	8.62	5.49	19.61	.500	.304	.756	14.3	31.1
1982-83	112.3	44.5	24.4	9.87	5.35	20.93	.487	.213	.730	15.2	29.3
1983-84	111.5	42.8	25.7	8.05	6.01	19.32	.502	.201	.761	13.7	29.1
1984-85	117.5	41.9	28.6	9.28	6.24	17.37	.510	.251	.769	14.2	27.6
1985-86	111.9	42.5	25.8	9.16	5.83	17.18	.494	.260	.755	13.9	28.5
1986-87	114.1	42.9	26.3	8.62	5.94	14.76	.489	.316	.769	14.1	28.7
1987-88	113.7	43.6	26.5	9.56	6.50	14.57	.498	.324	.761	14.1	29.6
1988-89	111.0	46.0	25.7	9.26	5.39	15.66	.484	.316	.759	14.3	31.8
1989-90	106.8	44.8	24.7	8.59	4.77	14.24	.473	.316	.787	14.0	30.9
1990-91	103.5	45.2	23.3	8.52	5.46	16.00	.470	.316	.761	14.2	31.0
1991-92	110.3	48.2	26.0	9.95	6.46	16.56	.479	.331	.752	16.0	32.2
1992-93	111.1	45.1	25.3	9.35	6.72	17.88	.487	.313	.758	13.9	31.2
1993-94	106.9	45.9	25.0	9.10	6.07	16.35	.479	.359	.722	14.5	31.4
1994-95	99.2	41.6	22.2	9.22	6.28	16.44	.453	.304	.741	14.0	27.7
1995-96	102.3	41.1	22.0	9.35	6.16	16.54	.462	.379	.751	12.9	28.2
1996-97	99.8	41.5	21.7	8.73	5.23	15.33	.462	.352	.737	13.0	28.5
1997-98	98.7	45.0	22.2	8.46	5.68	15.32	.457	.356	.742	14.1	30.9
1998-99	100.6	47.0	23.3	9.80	4.42	15.80	.446	.336	.712	15.0	32.0
1999-00	102.0	47.6	23.8	9.18	4.93	17.52	.452	.353	.751	13.9	33.7
2000-01	95.9	45.9	22.1	8.12	5.80	16.27	.432	.355	.749	13.7	32.2
2001-02	97.0	44.9	22.4	7.72	4.72	15.20	.440	.337	.744	13.0	31.9
2002-03	95.2	45.8	21.5	8.34	4.34	15.39	.420	.320	.741	14.0	31.9
2003-04	97.8	43.9	21.3	7.94	5.04	14.94	.454	.339	.749	13.2	30.7
2004-05	101.6	44.3	21.5	7.59	4.45	14.68	.459	.357	.738	13.4	30.9
2005-06	97.3	42.1	21.1	8.00	4.91	14.62	.454	.351	.747	11.6	30.5
2006-07	103.1	43.4	22.4	6.98	4.94	16.28	.472	.365	.757	11.1	32.3
2007-08	104.8	41.9	22.9	8.06	5.51	15.24	.466	.373	.753	11.8	30.1
2008-09	109.3	44.0	21.9	8.59	5.16	14.37	.483	.406	.756	12.4	31.6
2009-10	104.4	42.0	20.5	7.15	5.71	13.66	.469	.357	.774	11.1	31.0
2010-11	104.7	41.2	21.7	8.12	5.66	14.68	.478	.355	.762	10.6	30.6
2011-12	104.4	45.0	23.8	7.85	6.41	15.36	.476	.355	.762	12.4	32.6
2012-13	105.1	43.6	25.1	7.61	6.30	14.73	.472	.355	.783	11.9	31.7
2013-14	103.4	41.2	23.5	7.77	5.60	13.61	.461	.380	.737	9.9	31.3
2014-15	105.0	41.2	23.3	8.68	6.20	12.91	.456	.349	.748	11.0	30.2
2015-16	109.1	45.0	24.2	8.80	5.33	15.95	.462	.366	.762	11.3	33.7
2016-17	106.7	42.9	23.7	8.46	5.12	13.96	.462	.364	.778	10.1	32.8
2017-18	105.8	43.8	23.6	7.76	4.74	14.33	.470	.377	.765	9.1	34.7
2018-19	115.3	48.0	24.7	7.54	5.12	15.90	.466	.348	.770	11.2	36.8

BACK TO TABLE OF CONTENTS

KINGS' RANKING WITHIN LEAUGE

TEAM'S STATISTICS, RANKING WITHIN LEAGUE

	PTS/G	FG%	FT%	3PT%	OR	DR	REB	AST/G	STL/G	TO/G	BLK/G
1970-71	3	5	14	---	---	---	14	8	---	---	---
1971-72	12	5	7	---	---	---	17	7	---	---	---
1972-73	8	3	6	---	---	---	17	6	---	---	---
1973-74	13	10	6	---	14	16	16	17	2	12	8
1974-75	11	13	1	---	17	8	13	14	9	5	12
1975-76	12	13	6	---	10	12	9	9	8	6	14
1976-77	9	13	1	---	13	13	13	11	8	3t	15
1977-78	9	13	3	---	12	10	12	12	14	15	17
1978-79	7	6	18	---	15	15	17	7	6	13	17
1979-80	15	13	18	17	15t	12	15	12	5	3	16
1980-81	14	5	23	2	22	8	16	4	14	7	17
1981-82	13	10	21	21	21	19	21	12	7	17	14
1982-83	4	4	17	11	10	16	11	9	8	21	15
1983-84	12	16	5	5	11	18	16	7	8	13	16
1984-85	5	5	7	14	11	17	16	2	16	21	21
1985-86	15	9	6	18	14	16	16	5	23	19	14
1986-87	10	13	2	18	6	9	4	9	23	12t	15t
1987-88	12	17	10	10	6	7	4	11	23	19	7
1988-89	20	24	13	2	16	10	14	22	22	14	17
1989-90	23	20	9	11	25	18	24	13	25	9	15
1990-91	27	24	24	2	21t	23	25	17	23	8	5
1991-92	15	17	15	5	26	19	24	18	12	21	2
1992-93	6	20	11	14	14	23	23	13	8	22	24
1993-94	14	22	16	6	16	20	16	15	22	16	23
1994-95	19	12	23	20	12	14	14	18	17	26	8
1995-96	14	20	20	5	7	16	10	16	17t	28	11
1996-97	16	16	20	2	6	15	11	14	27	20	19
1997-98	22	21	28	13	10	19	14	13	27	17	14
1998-99	1	12	27	24	6	2	2	4	6t	28	18
1999-00	1	16	14	28	10	3t	4	5	3	22t	21t
2000-01	1	10	5	13	14	2	3	10	1	13	14
2001-02	2	2	16	9	15	1	2	4	3	8	21
2002-03	3	3	18	4	25	1	3	3	2	12t	12
2003-04	2	1	2	1	24	12t	21	1	7	6t	26
2004-05	2	7	6	4	11	13t	11	1	7	1	26
2005-06	10	14	5	16	22	13	18	5	8	20	26
2006-07	8	21	12	19	27	20	30	22	3	10	28
2007-08	8	10	3	9	24	20	29	29	7	30	26
2008-09	12	25	6	14	25	25t	29	27	23	26	25
2009-10	18	19	28	16	3	14	10	20	21t	23	23
2010-11	15	23	28	26	2	14	4	23	12	28	15
2011-12	6	26	24	29	2	24t	10	26	5	13	17
2012-13	10	19	11	12	13	29	25	25	13	15	28
2013-14	17	18	15	27	5	11	9	30	22	23	27
2014-15	14	13	10	20	14	9	9	26	26	27	28
2015-16	3	8	26	10	13	14	11	4	5	28	20
2016-17	24	13	16	5	28	25	28	16	17	21	26
2017-18	30	22	28	3	19	29	28	25	11	9	25
2018-19	9	15	27	4	9	19	14	14	10	7	24t

OPPONENTS' STATISTICS, RANKING WITHIN LEAGUE

	PTS/G	FG%	FT%	3PT%	OR	DR	REB	AST/G	STL/G	TO/G	BLK/G
1970-71	16	15	1	---	---	---	16	12	---	---	---
1971-72	13	14	3	---	---	---	17	7	---	---	---
1972-73	11	17	14	---	---	---	4	3	---	---	---
1973-74	8	15	11	---	11	5	6	5	9	6	7
1974-75	7	13	11	---	3T	14	9	6	3	10	7
1975-76	13	12	14	---	9	13	12	7	5	8	3
1976-77	13	18	21	---	2	18	8	2	5	11	9
1977-78	19	15	18	---	12	16	14	4	14	9	11t
1978-79	11	12	7	---	6t	17	12	1	7	2	12
1979-80	4t	9	10	2	3	21	16t	2	3	1	12
1980-81	10	9	18	2	5	21	16	1	11	12	5
1981-82	12	14	3	3	3	5	3	12	17	7	9
1982-83	16	13	8	3	15	13	14t	6	20	3	10t
1983-84	15	18	13	2	10	12	12t	10	8	6	19
1984-85	21	21	16	2	13	6	7	23	18	15t	21
1985-86	14	18	10	6	9	9	9	12	15	15	20
1986-87	19	16	17	17	6	10t	9	14	11	22	19
1987-88	21	21	9	16	8t	15	15	16	21	22	22
1988-89	17	14	6	11	11	22	21	14	16	18	16
1989-90	14	11	27	8	17	22	21	12	16	26	10
1990-91	8	12	11	14	18	26	24	6	12	12	17
1991-92	25	17	10	10	25t	27	27	20	26t	7	24
1992-93	26	23	15	4	17	25	24	17	22	3	27
1993-94	25	23	6	25	20	25	23	14	16	10	23
1994-95	8t	2	19	1	22	8	14	9	25	10	27
1995-96	20	17	24	22	18	11	14	10	29	8	27
1996-97	23	18	14	11	18	17	18	12	21	20t	20
1997-98	23	19	17	21	26	27	27	17	16	14	23
1998-99	29	21	5	13	29	29	29	27	28t	10	7
1999-00	27	16	18	14	28	29	28	24	28	3	10t
2000-01	13	7	17	17	29	26	29	17	19	5	21t
2001-02	19	9	6	3	24t	27	26	17	16	9	8
2002-03	17	1	2	1	28	27	29	13	21	10	6
2003-04	25	25	14	10	28	20t	25	14	15	16	14
2004-05	26	23	1	15	28	25	27	18	17	14	7
2005-06	17	16	20	9	20	23	25	18	26	11	18t
2006-07	24	26	20	23	15	29	29	24	11	4	19
2007-08	24	22	14	25	25	9t	18	22	26	8	27
2008-09	29	30	5	30	29	26	26	24	29	12	20
2009-10	25	20	28	19	16	19	16	12	18	21	27
2010-11	25	28	13	11	12t	18	16	19	28	8	24
2011-12	30	30	23	21	28	26	28	30	16t	7	29
2012-13	30	28	30	13	26	22	24	29	11t	15	27
2013-14	24	20	3	29	3	9	6	26	18	27	24t
2014-15	28	24	13	16	15t	3	4	22	28	25	30
2015-16	30	24	21	23	23	17	23	26	28	6	19
2016-17	18	22	22	19	11	10	9	24	23	15	21
2017-18	14	25	13	29	7	23	20	18	17	12	14
2018-19	26	20	21	12	25	29	30	17	16	2	18t

FRANCHISE WIN-LOSS RECORDS

		Regular Season		Playoffs	
YEAR	COACH	W-L	Pct.	W-L	Pct.
1948-49	Les Harrison	45-15	.750	2-2	.500
1949-50	Les Harrison	51-17	.750	0-2	.000
1950-51	Les Harrison	41-27	.603	9-5	.643
1951-52	Les Harrison	41-25	.621	3-3	.500
1952-53	Les Harrison	44-26	.629	1-2	.333
1953-54	Les Harrison	44-28	.611	3-3	.500
1954-55	Les Harrison	29-43	.403	1-2	.333
1955-56	Bob Wanzer	31-41	.431	—	—
1956-57	Bob Wanzer	31-41	.431	—	—
1957-58*	Bob Wanzer	33-39	.458	0-2	.000
1958-59	Bob Wanzer	3-15	.167	—	—
	Tom Marshall	16-38	.296	—	—
1959-60	Tom Marshall	19-56	.253	—	—
1960-61	Charles Wolf	33-46	.418	—	—
1961-62	Charles Wolf	43-37	.538	1-3	.250
1962-63	Charles Wolf	42-38	.525	6-6	.500
1963-64	Jack McMahon	55-25	.687	4-6	.400
1964-65	Jack McMahon	48-32	.600	1-3	.250
1965-66	Jack McMahon	45-35	.563	2-3	.400
1966-67	Jack McMahon	39-42	.482	1-3	.250
1967-68	Ed Jucker	39-43	.476	—	—
1968-69	Ed Jucker	41-41	.500	—	—
1969-70	Bob Cousy	36-46	.439	—	—
1970-71	Bob Cousy	33-49	.402	—	—
1971-72	Bob Cousy	30-52	.366	—	—
1972-73**	Bob Cousy	36-46	.439	—	—
1973-74	Bob Cousy	6-16	.272	—	—
	Draff Young	0-3	.000	—	—
	Phil Johnson	27-30	.473	—	—
1974-75	Phil Johnson	44-38	.537	2-4	.333
1975-76***	Phil Johnson	31-51	.387	—	—
1976-77	Phil Johnson	40-42	.488	—	—
1977-78	Phil Johnson	13-24	.351	—	—
	Larry Staverman	18-27	.400	—	—
1978-79	Lowell Fitzsimmons	48-34	.585	1-4	.200
1979-80	Lowell Fitzsimmons	47-35	.573	1-2	.333
1980-81	Lowell Fitzsimmons	40-42	.488	7-8	.467
1981-82	Lowell Fitzsimmons	30-52	.366	—	—
1982-83	Lowell Fitzsimmons	45-37	.549	—	—
1983-84	Lowell Fitzsimmons	38-44	.463	0-3	.000
1984-85	Jack McKinney	1-8	.111	—	—
	Phil Johnson	30-43	.411	—	—
1985-86#	Phil Johnson	37-45	.451	0-3	.000
1986-87	Phil Johnson	14-32	.304	—	—
	Jerry Reynolds	15-21	.417	—	—
1987-88	Bill Russell	17-41	.293	—	—
	Jerry Reynolds	7-17	.292	—	—
1988-89	Jerry Reynolds	27-55	.329	—	—
1989-90	Jerry Reynolds	7-21	.250	—	—
	Dick Motta	16-38	.296	—	—
1990-91	Dick Motta	25-57	.305	—	—
1991-92	Dick Motta	7-18	.280	—	—
	Rex Hughes	22-35	.386	—	—
1992-93	Garry St. Jean	25-57	.305	—	—
1993-94	Garry St. Jean	28-54	.341	—	—
1994-95	Garry St. Jean	39-43	.476	—	—
1995-96	Garry St. Jean	39-43	.476	1-3	.250
1996-97	Garry St. Jean	28-39	.418	—	—
	Eddie Jordan	6-9	.400	—	—
1997-98	Eddie Jordan	27-55	.329	—	—
1998-99	Rick Adelman	27-23	.540	2-3	.400
1999-00	Rick Adelman	44-38	.537	2-3	.400
2000-01	Rick Adelman	55-27	.671	3-5	.375
2001-02	Rick Adelman	61-21	.744	10-6	.625
2002-03	Rick Adelman	59-23	.720	7-5	.583
2003-04	Rick Adelman	55-27	.671	7-5	.583
2004-05	Rick Adelman	50-32	.610	1-4	.200
2005-06	Rick Adelman	44-38	.537	2-4	.333
2006-07	Eric Musselman	33-49	.402	--	--
2007-08	Reggie Theus	38-44	.463	--	--
2008-09	Reggie Theus	6-18	.250	--	--
	Kenny Natt	11-47	.190	--	--
2009-10	Paul Westphal	25-57	.305	--	--
2010-11	Paul Westphal	24-58	.293	--	--
2011-12	Paul Westphal	2-5	.286	--	--
	Keith Smart	20-39	.339	--	--
2012-13	Keith Smart	28-54	.341	--	--
2013-14	Michael Malone	28-54	.341	--	--
2014-15	Michael Malone	11-13	.458	--	--
	Tyrone Corbin	7-21	.250	--	--
	George Karl	11-19	.367	--	--
2015-16	George Karl	33-49	.402	--	--
2016-17	Dave Joerger	32-50	.390	--	--
2017-18	Dave Joerger	27-55	.329	--	--
2018-19	Dave Joerger	39-43	.476	--	--
Totals		2562-3053	.456	80-107	.428

* Team moved from Rochester to Cincinnati
** Team moved to Kansas City-Omaha
*** Team moved to Kansas City, MO
\# Team moved to Sacramento

BACK TO TABLE OF CONTENTS

KINGS RECORD MONTH-BY-MONTH

	OCT	NOV	DEC	JAN	FEB	MAR	APR	MAY
1948-49	---	8-2	8-6	11-2	12-2	6-3	---	---
1949-50	---	8-4	11-4	12-5	12-4	8-0	---	---
1950-51	1-0	5-7	12-3	9-7	8-8	6-2	---	---
1951-52	---	9-4	11-4	7-7	9-5	5-5	---	---
1952-53	---	11-4	11-4	7-9	10-5	5-4	---	---
1953-54	1-0	7-8	9-4	9-7	10-8	8-2	---	---
1954-55	1-0	3-7	6-8	11-9	5-15	3-4	---	---
1955-56	---	4-7	8-10	8-11	9-9	2-4	---	---
1956-57	1-1	9-8	7-7	3-12	8-9	3-4	---	---
1957-58	1-0	7-7	5-13	11-5	4-12	5-2	---	---
1958-59	1-2	2-13	4-10	6-13	5-10	1-5	---	---
1959-60	2-3	3-12	5-12	4-14	5-11	0-4	---	---
1960-61	5-2	4-13	9-8	6-12	6-9	3-2	---	---
1961-62	2-3	11-7	7-8	11-5	9-11	3-3	---	---
1962-63	3-2	10-6	6-8	9-9	9-9	5-4	---	---
1963-64	5-3	10-6	9-4	11-6	14-3	6-3	---	---
1964-65	4-2	9-7	10-3	11-7	7-7	7-6	---	---
1965-66	4-4	11-2	8-7	11-4	7-10	4-8	---	---
1966-67	2-4	7-7	4-11	10-5	8-12	8-3	---	---
1967-68	5-3	4-8	7-9	9-7	7-12	7-4	---	---
1968-69	4-2	9-6	9-6	5-11	7-10	7-6	---	---
1969-70	2-6	8-7	9-8	7-10	5-8	5-7	---	---
1970-71	3-6	6-7	7-8	7-10	3-13	7-5	---	---
1971-72	1-6	7-6	2-14	6-9	6-12	8-5	---	---
1972-73	3-6	11-4	6-12	5-9	8-8	3-7	---	---
1973-74	4-6	2-14	8-7	7-8	6-8	6-6	---	---
1974-75	5-1	7-9	8-8	5-8	10-2	8-8	1-2	---
1975-76	0-3	7-5	3-14	8-9	4-8	8-7	2-4	---
1976-77	2-3	9-7	5-10	9-9	5-6	10-5	0-6	---
1977-78	3-4	4-9	6-8	3-13	8-4	7-8	0-5	---
1978-79	4-5	8-3	8-6	10-6	10-4	5-10	3-0	---
1979-80	5-5	8-9	9-4	13-5	6-4	6-8	---	---
1980-81	5-7	5-9	7-8	7-6	9-5	7-7	---	---
1981-82	0-2	4-8	7-8	3-11	4-11	8-7	4-5	---
1982-83	1-0	7-5	9-5	6-12	5-6	9-7	8-2	---
1983-84	0-2	8-6	5-8	4-10	8-6	10-8	3-4	---
1984-85	0-2	3-11	8-5	4-12	4-9	11-6	1-6	---
1985-86	1-2	4-10	4-10	9-8	9-2	6-10	4-3	---
1986-87	1-0	4-10	3-10	6-9	4-9	5-11	6-4	---
1987-88	---	4-7	3-14	5-7	4-11	4-11	4-8	---
1988-89	---	2-9	4-10	6-10	3-10	6-10	6-6	---
1989-90	---	4-9	3-11	5-10	3-10	7-10	1-9	---
1990-91	---	1-12	5-9	6-8	3-10	4-12	6-6	---
1991-92	---	5-11	3-9	6-10	6-7	4-12	5-4	---
1992-93	---	5-8	5-8	6-9	2-12	3-11	4-9	---
1993-94	---	4-9	4-10	4-10	7-6	4-12	5-7	---
1994-95	---	6-6	9-6	9-6	4-7	6-12	5-6	---
1995-96	---	11-4	6-5	6-7	2-13	7-9	7-5	---
1996-97	---	5-11	8-7	6-8	6-6	4-11	5-5	---
1997-98	---	5-11	6-9	8-6	5-9	2-12	1-8	---
1998-99	---	---	---	---	6-7	8-11	10-5	3-0
1999-00	---	10-2	7-8	10-6	5-8	9-6	3-8	---
2000-01	1-0	9-4	10-4	9-4	8-6	11-4	6-5	---
2001-02	1-0	12-4	10-5	11-1	7-5	12-4	8-2	---
2002-03	2-0	11-5	10-4	10-6	8-3	11-4	7-1	---
2003-04	2-0	10-4	9-4	12-4	10-3	9-7	3-5	---
2004-05	---	9-5	9-4	12-4	6-8	8-8	6-3	---
2005-06	---	7-8	5-9	7-9	7-4	11-6	7-2	---
2006-07	---	8-5	5-10	5-11	7-6	5-9	3-8	---
2007-08	0-1	5-9	6-8	9-6	6-8	7-8	5-4	---
2008-09	0-2	5-12	3-10	2-14	3-10	3-9	1-8	---
2009-10	0-3	8-5	6-9	2-13	4-9	4-13	1-5	---
2010-11	2-1	2-11	2-11	6-10	3-10	6-10	3-4	---
2011-12	---	---	1-3	5-12	6-7	6-12	4-10	---
2012-13	0-1	4-10	7-8	6-11	3-9	7-8	1-7	---
2013-14	1-0	3-10	6-10	5-11	5-7	6-10	2-6	---
2014-15	1-1	8-7	4-11	4-10	3-7	6-11	3-6	---
2015-16	1-2	6-10	5-8	8-7	4-7	6-11	3-4	---
2016-17	2-2	5-9	7-8	5-11	6-5	4-12	3-3	---
2017-18	1-6	5-9	6-9	4-10	2-9	6-10	3-2	---
2018-19	5-3	5-8	9-6	7-8	5-5	7-9	1-4	---

SAC-ERA WON-LOST STREAKS YEAR-BY-YEAR

WINNING STREAKS

SEASON	LONGEST OVERALL W STREAK	LONGEST HOME W STREAK	LONGEST ROAD W STREAK
1985-86	6, 2/18-2/28	5, 12/17-1/21	2, 2/21-2/25
1986-87	6, 11/26-12/6, 1/29-2/10	6, 11/28-12/16	10, 1/2-2/4
1987-88	8, 12/1-12/13, 2/18-3/2	4, three times	13, 3/5-4/17
1988-89	7, 11/5-11/16	7, 2/14-3/1	11, 12/9-1/16
1989-90	2, three times	2, three times	2, 3/1-3/3
1990-91	3, three times	5, 3/28-4/11	1, 11/20
1991-92	4, 4/9-4/14	5, 1/28-2/12	3, 3/20-3/29
1992-93	6, 12/22-1/5	5, 12/27-1/9	2, 12/22-12/23, 4/16-4/17
1993-94	3, 12/29-1/2	5, 12/23-1/13, 2/9-2/14	2, 12/29-12/30, 3/9-3/11
1994-95	4, 12/3-12/10	5, 1/5-1/24	1, several times
1995-96	5, 11/3-11/10, 11/24-12/2	6, 12/18-1/18	3, 11/7-11/10
1996-97	5, 12/19-12/28	5, 12/19-12/28	3, 1/28-2/3
1997-98	4,1/2-1/8, 2/12-2/17	8, 12/28-1/30	1, several times
1998-99	5, 4/17-4/24, 4/27-5/5	8, 4/17-5/5	3, 4/6-4/19
1999-00	8, 11/12-11/26	9, 12/21-1/20	2, three times
2000-01	5, 11/6-11/14	9, 11/22-12/28	4, 3/28-4/12
2001-02	12, 12/23-1/21	20, 12/4-2/14	9, 3/17-4/12
2002-03	6, three times	13, 10/29-12/17	4, 4/1-4/6
2003-04	8, 11/14-12/14	10, 10/29-11/30	5, 1/28-2/11
2004-05	7, 11/13-11/26	6, 11/9-11/23	4, 12/11-1/4
2005-06	5, 3/6-3/14	14, 3/15-3/21	3, 4/5-4/18
2006-07	5, 1/31-2/10	5, 1/22-2/8	2, 1/31-2/10
2007-08	4, 1/27-2/2 3/30-4/5	5, 1/14-2/2	3, 12/18-1/2
2008-09	3, 11/5-11/11	3, 11/5-11/11	1, five times
2009-10	4, 11/7-11/13	4, 11/25-12/2	2, 12/19-12/21, 2/9-2/10
2010-11	4, 3/23-3/29	2, 12/29-1/2	3, 3/23-3/27
2011-12	3, 2/2-2/6, 3/16-3/20	3, 2/2-2/9, 3/16-3/20	1, six times
2012-13	3, 12/5-12/8	4, 12/19-12/30	2, 1/2-1/4
2013-14	3, 1/7-1/12	3, 1/7-1/12	2, 2/12-2/23
2014-15	5, 10/31-11/7	3, 10/31-11/15	3, 11/2-11/7
2015-16	5, 1/14-1/23	3, 11/11-11/15	3, 1/14-1/20
2016-17	4, 12/20-12/26, 2/8-2/14	4, 2/8-2/23	2, 12/21-12/23, 1/23-1/25
2017-18	2, four times	3, 11/7-11/17	9, 10/21-11/18
2018-19	5, 10/24-11/1	7, 1/7-2/4	3, 10/29-11/1

LOSING STREAKS

SEASON	LONGEST OVERALL L STREAK	LONGEST HOME L STREAK	LONGEST ROAD L STREAK
1985-86	5, 12/19-12/30	3, 11/16-11/24, 12/21-12/30	4, 10/26-11/12, 11/23-12/4
1986-87	4, 4/2-4/8	6, 1/6-1/27	3, 4/2-4/8
1987-88	2, four times	3, 1/10-1/23, 2/1-2/11	1, five times
1988-89	3, 4/10-4/15	7, 3/25-4/22	1, six times
1989-90	10, 12/9-12/27	7, 3/31-4/21	10, 12/15-1/26
1990-91	9, 2/17-3/2	5, 11/3-11/27	37, 11/21-4/19
1991-92	10, 3/2-3/18	6, 3/2-3/14	8, 11/27-12/2, 1/13-2/21
1992-93	8, 12/4-12/20	5, 2/13-3/3, 3/25-4/13	10, 11/11-12/20
1993-94	8, 11/24-12/8	8, 11/24-12/19	9, 11/7-12/8, 1/4-2/8
1994-95	7, 2/20-3/3	3, 3/7-3/14	8, 2/4-3/10
1995-96	11, 2/6-2/26	5, 2/1-2/26	9, 2/5-3/8
1996-97	7, 3/7-3/19	3, 3/11-3/16	10, 3/7-4/17
1997-98	12, 3/9-4/3	6, 3/9-4/3	10, 3/11-4/18
1998-99	4, 3/16-3/22	2, three times	3, 2/21-2/24
1999-00	4, 2/20-2/26	3, 4/7-4/11	6, 2/4-3/2
2000-01	3, 4/1-4/3	2, 4/1-4/3	3, 11/29-12/13, 2/4-2/7
2001-02	2, three times	1, five times	4, 11/7-11/26, 12/12-12/22
2002-03	3, 11/3-11/6, 1/24-1/28	2, 1/28-1/31	3, 11/3-11/6
2003-04	2, six times	1, seven times	3, three times
2004-05	4, 2/5-2/11	2, 2/8-2/11	4, 3/1-3/17
2005-06	5, 11/30-12/8	4, 12/2-12/8	4, 1/13-1/24
2006-07	7, 1/4-1/17	4, 1/4-1/13	4, 12/29-1/17
2007-08	4, 12/23-12/30	4, 12/23-12/30	9, 10/31-12/12
2008-09	8, three times	8, 11/11-12/6	13, 11/23-1/6
2009-10	8, 3/22-4/6	5, 3/16-4/6	11, 1/1-2/7
2010-11	8, 12/11-12/27	5, 12/11-12/27	12, 11/22-1/12
2011-12	7, 4/3-4/13	3, 4/3-4/8	6, 2/7-2/21
2012-13	6, 2/12-2/26	5, 3/24-4/7	9, 1/30-2/26
2013-14	7, 1/22-2/1	4, 11/29-12/6	7, 1/22-2/11
2014-15	8, 1/13-1/30	6, 1/13-2/5	6, 11/26-12/31
2015-16	6, 10/31-11/9	7, 2/24-3/16	6, 1/26-2/8
2016-17	8, 2/25-3/11	6, 2/25-3/11	4, 10/31-11/5
2017-18	8, 1/8-1-22	5, 1/8-2//3	2, three times
2018-19	4, 12/30-1/5	3, 1/1-1/5	5, 12/17-1/17

BACK TO TABLE OF CONTENTS

FRANCHISE COACHING RECORDS

COACH	Regular Season W-L	Regular Season PCT.	Playoffs W-L	Playoffs PCT.
Rick Adelman	395-229	.633	34-35	.493
Les Harrison	295-181	.620	19-20	.487
Jack McMahon	187-134	.583	8-15	.348
Lowell "Cotton" Fitzsimmons	248-244	.504	9-17	.346
Charles Wolf	118-121	.494	7-9	.438
Ed Jucker	80-84	.488	0-0	–
Phil Johnson	236-305	.436	2-7	.222
Bob Wanzer	98-136	.419	0-2	.000
Reggie Theus	44-62	.415	0-0	–
Bob Cousy	141-209	.403	0-0	–
Eric Musselman	33-49	.402	0-0	–
Garry St. Jean	159-236	.402	1-3	.250
Larry Staverman	18-27	.400	0-0	–
Dave Joerger	98-148	.398	0-0	–
George Karl	44-68	.393	0-0	–
Rex Hughes	22-35	.386	0-0	–
Michael Malone	39-67	.368	0-0	–
Eddie Jordan	33-64	.340	0-0	–
Keith Smart	48-93	.340	0-0	–
Jerry Reynolds	56-114	.330	0-0	–
Paul Westphal	51-119	.300	0-0	–
Dick Motta	48-113	.298	0-0	–



RICK ADELMAN

COACHING STAFF YEAR-BY-YEAR

YEAR	HEAD COACH	ASSISTANT COACHES				W-L
1985-86	Phil Johnson	Frank Hamblen	Jerry Reynolds			37-45
1986-87	Phil Johnson	Frank Hamblen				14-32
	Jerry Reynolds	Don Buse				15-21
1987-88	Bill Russell	Jerry Reynolds				17-41
	Jerry Reynolds	Phil Johnson				7-17
1988-89	Jerry Reynolds	Herman Kull				27-55
1989-90	Jerry Reynolds	Herman Kull				7-21
	Dick Motta	Herman Kull				16-38
1990-91	Dick Motta	Rex Hughes	Bill Berry			25-57
1991-92	Dick Motta	Rex Hughes				7-18
	Rex Hughes	Mike Bratz				22-35
1992-93	Garry St. Jean	Mike Schuler	Dave Wohl			25-57
1993-94	Garry St. Jean	Eddie Jordan	Mike Bratz	Mike Bratz		28-54
1994-95	Garry St. Jean	Eddie Jordan	Mike Bratz			39-43
1995-96	Garry St. Jean	Eddie Jordan	Mike Bratz			39-43
1996-97	Garry St. Jean	Mike Bratz	Eddie Jordan	Pete Carril		28-39
	Eddie Jordan	Mike Bratz	Pete Carril			6-9
1997-98	Eddie Jordan	Mike Bratz	Ralph Lewis	Pete Carril		27-55
1998-99	Rick Adelman	John Wetzel	Byron Scott	Pete Carril		27-23
1999-00	Rick Adelman	John Wetzel	Byron Scott	Pete Carril		44-38
2000-01	Rick Adelman	John Wetzel	Elston Turner	Pete Carril		55-27
2001-02	Rick Adelman	John Wetzel	Elston Turner	Pete Carril		61-21
2002-03	Rick Adelman	John Wetzel	Elston Turner	Pete Carril	Terry Porter	59-23
2003-04	Rick Adelman	John Wetzel	Elston Turner	Pete Carril	Bubba Burrage	55-27
2004-05	Rick Adelman	Elston Turner	T.R. Dunn	Pete Carril	Bubba Burrage	50-32
2005-06	Rick Adelman	Elston Turner	T.R. Dunn	Pete Carril	Bubba Burrage	44-38
2006-07	Eric Musselman	Scott Brooks	T.R. Dunn	Brendan O'Connor		33-49
			Mark Hughes	Jason Hamm		
2007-08	Reggie Theus	Kenny Natt	Chuck Person	Rex Kalamian	Jason Hamm	38-44
			Randy Brown	Bubba Burrage		
2008-09	Reggie Theus	Kenny Natt	Chuck Person	Rex Kalamian	Jason Hamm	6-18
			Randy Brown	Bubba Burrage		
	Kenny Natt	Rex Kalamian	Jason Hamm	Randy Brown	Bubba Burrage	11-47
2009-10	Paul Westphal	Jim Eyen	Mario Elie	Truck Robinson	Bryan Gates	25-57
			Pete Carril	Shareef Abdur-Rahim		
2010-11	Paul Westphal	Jim Eyen	Mario Elie	Truck Robinson	Otis Hughley	24-58
			Pete Carril			
2011-12	Paul Westphal	Jim Eyen	Bobby Jackson	Jim Todd		2-5
	Keith Smart	Jim Eyen	Bobby Jackson	Jim Todd	Alex English	20-39
2012-13	Keith Smart	Jim Eyen	Alex English	Bobby Jackson	Clifford Ray	28-54
2013-14	Michael Malone	Chris Jent	Corliss Williamson	Micah Nori	Dee Brown	28-54
					Ryan Bowen	
2014-15	Michael Malone	Chris Jent	Corliss Williamson	Micah Nori	Dee Brown	11-13
					Ryan Bowen	
	Tyrone Corbin	Corliss Williamson	Micah Nori	Dee Brown	Ryan Bowen	7-21
	George Karl	Corliss Williamson	Micah Nori	Vance Walberg	Dee Brown	11-19
					Ryan Bowen	
2015-16	George Karl	Chad Iske	Corliss Williamson	John Welch	Anthony Carter	33-49
		Nancy Lieberman	Vance Walberg			
2016-17	Dave Joerger	Elston Turner	Bryan Gates	Duane Ticknor	Bob Thornton	32-50
		Jason March	Larry Lewis	Dan Hartfield		
2017-18	Dave Joerger	Elston Turner	Bryan Gates	Duane Ticknor	Bob Thornton	27-55
		Jason March	Larry Lewis	Jenny Boucek	Dan Hartfield	
2018-19	Dave Joerger	Elston Turner	Bryan Gates	Duane Ticknor	Bob Thornton	39-43
		Jason March	Larry Lewis	Bobby Jackson	Dan Hartfield	

KINGS HOME ATTENDANCE HISTORY

SEASON	ATTENDANCE	AVERAGE
2018-19	700,975	17,097
2017-18	719,903	17,558
2016-17	721,928	17,608
2015-16	707,526	17,257
2014-15	762,855	18,606
2013-14	667,949	16,291
2012-13	563,743	13,750
2011-12	478,764	14,508
2010-11	569,496	13,890
2009-10	543,416	13,254
2008-09	520,169	12,687
2007-08	580,181	14,151
2006-07	709,997	17,317
2005-06	709,997	17,317
2004-05	709,997	17,317
2003-04	709,997	17,317
2002-03	709,997	17,317
2001-02	709,997	17,317
2000-01	709,997	17,317
1999-00	720,033	17,562
1998-99	418,751	16,750
1997-98	605,443	14,767
1996-97	709,997	17,317
1995-96	709,997	17,317
1994-95	709,997	17,317
1993-94	709,997	17,317
1992-93	709,997	17,317
1991-92	697,574	17,014
1990-91	697,574	17,014
1989-90	697,574	17,014
1988-89	677,197	16,517
1987-88	423,653	10,333
1986-87	423,653	10,333
1985-86	423,653	10,333
1984-85	262,812	6,410
1983-84	370,270	9,031
1982-83	340,359	8,301
1981-82	280,564	6,843
1980-81	336,585	8,209
1979-80	375,387	9,156
1978-79	442,354	10,789
1977-78	315,722	7,701
1976-77	330,526	8,062
1975-76	272,675	6,651
1974-75	308,906	7,534
1973-74	232,692	5,675
1972-73	261,860	6,387
1971-72	151,186	3,688
1970-71	131,734	3,991
1969-70	155,818	4,869
1968-69	113,822	4,065
1967-68	124,668	4,155
1966-67	156,931	4,755
1965-66	208,865	6,329
1964-65	169,570	5,299
1963-64	228,012	6,909
1962-63	137,739	4,173
1961-62	146,468	4,724
1960-61	194,017	6,258
1959-60	58,244	1,878
1958-59	68,470	2,445

ALL-TIME NBA CONSECUTIVE SELLOUT STREAKS

Sacramento has two of the highest consecutive sellout streaks in NBA history. The Kings sold out 497 games beginning with the first game in Sacramento until the 1996-97 season. ARCO Arena hosted 354 consecutive sellouts from the 1999-00 season until the final regular season game of the 2006-07 season.

	Team	Sellouts	Dates
1.	Portland Trail Blazers	814	4/9/77 - 11/16/95
2.	Dallas Mavericks	786	12/15/01 - 4/10/19*
3.	Boston Celtics	662	12/80 - 5/5/95
4.	Chicago Bulls	610	10/20/97 - 11/7/00
5.	SACRAMENTO KINGS	497	10/25/85 - 11/4/97
6.	New York Knicks	433	2/4/93 - 11/2/02
7.	Miami Heat	419	4/23/10 - 4/10/19*
8.	Phoenix Suns	390	2/3/90 - 2/7/99
9.	Oklahoma City Thunder	384	2/22/11 - 4/21/19*
10.	Charlotte Hornets	371	12/23/88 - 11/21/97

*last sellout date of active streak



DID YOU KNOW? Upon moving from Kansas City to Sacramento, the Kings played their first three seasons (1985-86 - 1987-88) at ARCO Arena I dubbed "The Madhouse on Market Street." The first Kings game played in ARCO Arena II, was on November 8, 1988, against the Seattle SuperSonics. NBA Commissioner David Stern was among the sold-out crowd of 16,517 that witnessed the Kings fall, 97-75.

BACK TO TABLE OF CONTENTS

HOME/ROAD RECORD BREAKDOWNS IN SAC AREA

YEAR	OVERALL	HOME	ROAD	NEUTRAL	VS. WEST OVERALL	VS. WEST H	VS. WEST A	VS. EAST OVERALL	VS. EAST H	VS. EAST A	VS. DIVISION OVERALL	VS. DIVISION H	VS. DIVISION A
1985-86	37-45	25-16	12-29		28-32	19-11	9-21	9-13	6-5	3-8	15-15	11-4	4-11
1986-87	29-53	20-21	9-32		22-38	15-15	7-23	7-15	5-6	2-9	10-20	5-10	5-10
1987-88	24-58	19-22	5-36		19-41	15-15	4-26	5-17	4-7	1-10	9-21	8-7	1-14
1988-89	27-55	21-20	6-35		23-35	19-10	4-25	4-20	2-10	2-10	12-22	9-8	3-14
1989-90	23-59	16-25	7-34		14-42	9-19	5-23	9-17	7-6	2-11	7-21	4-10	3-11
1990-91	25-57	24-17	1-40		18-38	18-10	0-28	7-19	6-7	1-12	9-19	9-5	0-15
1991-92	29-53	21-20	8-33		17-37	12-15	5-22	12-16	9-5	3-11	6-24	5-10	1-14
1992-93	25-57	16-25	9-32		18-36	11-16	7-20	7-21	5-9	2-12	6-24	4-11	2-13
1993-94	28-54	20-21	8-33		17-37	13-14	4-23	11-17	7-7	4-10	9-21	8-7	1-14
1994-95	39-43	27-14	12-29		25-29	16-11	9-18	14-14	11-3	3-11	17-13	11-4	6-9
1995-96	39-43	26-15	13-28		23-29	16-10	7-19	16-14	10-5	6-9	11-13	8-4	3-9
1996-97	34-48	22-19	12-29		23-29	15-11	8-18	11-19	7-8	4-11	8-16	7-5	1-11
1997-98	27-55	21-20	6-35		18-34	13-13	5-21	9-21	8-7	1-14	6-18	5-7	1-11
1998-99	27-23	16-9	11-14		23-21	13-9	10-12	4-2	3-0	1-2	11-9	4-5	7-4
1999-00	44-38	29-11	14-26	1-1	25-27	17-9	8-18	19-11	13-2	6-9	9-15	6-6	3-9
2000-01	55-27	33-8	22-19		35-17	21-5	14-12	20-10	12-3	8-7	16-8	10-2	6-6
2001-02	61-21	36-5	25-16		37-15	22-4	15-11	24-6	14-1	10-5	15-9	10-2	5-7
2002-03	59-23	35-6	24-17		36-16	20-6	16-10	23-7	15-0	8-7	17-7	10-2	7-5
2003-04	55-27	34-7	21-20		31-21	20-6	11-15	24-6	14-1	10-5	16-8	11-1	5-7
2004-05	50-32	30-11	20-21		28-24	16-10	12-14	22-8	14-1	8-7	10-6	4-4	6-2
2005-06	44-38	27-14	17-24		30-22	19-7	11-15	14-16	8-7	6-9	10-6	6-2	4-4
2006-07	33-49	20-21	13-28		18-34	9-17	9-17	15-15	11-4	4-11	5-11	3-5	2-6
2007-08	38-44	26-15	12-29		21-31	16-10	5-21	17-13	10-5	7-8	3-13	2-6	1-7
2008-09	17-65	11-30	6-35		16-36	11-15	5-21	1-29	0-15	1-14	7-9	5-3	2-6
2009-10	25-57	18-23	7-34		16-36	13-13	3-23	9-21	5-10	4-11	5-11	4-4	1-7
2010-11	24-58	11-29	13-28		15-36	8-17	7-19	9-21	3-12	6-9	7-8	4-3	3-5
2011-12	22-44	16-17	6-27		16-32	13-11	3-21	6-12	3-6	3-6	3-10	3-5	0-5
2012-13	28-54	20-21	8-33		14-38	11-15	3-23	14-16	9-6	5-10	7-9	5-3	2-6
2013-14	28-54	17-24	11-30		15-37	8-18	7-19	13-17	9-6	4-11	3-13	2-6	1-7
2014-15	29-53	18-23	11-30		18-34	10-16	8-18	11-19	8-7	3-12	7-9	3-5	4-4
2015-16	33-49	18-22	15-26	0-1	19-33	10-16	9-17	14-16	8-7	6-9	8-8	4-4	4-4
2016-17	32-50	17-24	15-26		21-31	11-15	10-16	11-19	6-9	5-10	7-9	3-5	4-4
2017-18	27-55	14-27	13-28		14-38	6-20	8-18	13-17	8-7	5-10	5-11	2-6	3-5
2018-19	39-43	24-17	15-26		21-31	13-13	8-18	18-12	11-4	7-8	4-12	3-5	1-7

* Sacramento was in the Midwest Division from 1985-86 to 1987-88 before playing in the Pacific Division

FRANCHISE HOME/ROAD RECORDS

YEAR	OVERALL	HOME	ROAD	NEUTRAL
1948-49	45-15	24-5	20-10	1-0
1949-50	51-17	33-1	17-16	1-0
1950-51	41-27	29-5	12-22	0-0
1951-52	41-25	28-5	12-18	1-2
1952-53	44-26	24-8	13-16	7-2
1953-54	44-28	18-10	12-15	14-3
1954-55	29-43	17-11	4-19	8-13
1955-56	31-41	15-14	7-21	9-6
1956-57	31-41	19-12	9-22	3-7
1957-58	33-39	17-12	10-19	6-8
1958-59	19-53	9-19	2-25	8-9
1959-60	19-56	9-22	2-20	8-14
1960-61	33-46	18-13	8-19	7-14
1961-62	43-37	18-13	14-16	11-8
1962-63	42-38	23-10	15-19	4-9
1963-64	55-25	26-7	18-18	11-0
1964-65	48-32	25-7	17-21	6-4
1965-66	45-35	25-6	11-23	9-6
1966-67	39-42	20-11	12-24	7-7
1967-68	39-43	18-12	13-23	8-8
1968-69	41-41	15-13	16-21	10-7
1969-70	36-46	19-13	14-25	3-8
1970-71	33-49	17-16	11-28	5-5
1971-72	30-52	20-18	8-32	2-2
1972-73	36-46	24-17	12-29	
1973-74	33-49	20-21	13-28	
1974-75	44-38	29-12	15-26	
1975-76	31-51	25-16	6-35	
1976-77	40-42	28-14	12-28	
1977-78	31-51	22-19	9-32	
1978-79	48-34	32-9	16-25	
1979-80	47-35	30-11	17-24	
1980-81	40-42	24-17	16-25	
1981-82	30-52	23-18	7-34	
1982-83	45-37	30-11	15-26	
1983-84	38-44	26-15	12-29	
1984-85	31-51	23-18	8-33	
1985-86	37-45	25-16	12-29	
1986-87	29-53	20-21	9-32	
1987-88	24-58	19-22	5-36	
1988-89	27-55	21-20	6-35	
1989-90	23-59	16-25	7-34	
1990-91	25-57	24-17	1-40	
1991-92	29-53	21-20	8-33	
1992-93	25-57	16-25	9-32	
1993-94	28-54	20-21	8-33	
1994-95	39-43	27-14	12-29	
1995-96	39-43	26-15	13-28	
1996-97	34-48	22-19	12-29	
1997-98	27-55	21-20	6-35	
1998-99	27-23	16-9	11-14	
1999-00	44-38	29-11	14-26	1-1
2000-01	55-27	33-8	22-19	
2001-02	61-21	36-5	25-16	
2002-03	59-23	35-6	24-17	
2003-04	55-27	34-7	21-20	
2004-05	50-32	30-11	20-21	
2005-06	44-38	27-14	17-24	
2006-07	33-49	20-21	13-28	
2007-08	38-44	26-15	12-29	
2008-09	17-65	11-30	6-35	
2009-10	25-57	18-23	7-34	
2010-11	24-58	11-29	13-28	
2011-12	22-44	16-17	6-27	
2012-13	28-54	20-21	8-33	
2013-14	28-54	17-24	11-30	
2014-15	29-53	18-23	11-30	
2015-16	33-49	18-22	15-26	0-1
2016-17	32-50	17-24	15-26	
2017-18	27-55	14-27	13-28	
2018-19	39-43	24-17	15-26	
	2564-3053	1570-1080	872-1828	150-144
	.456	.592	.323	.510

KINGS SEASON OPENERS

HOME OPENERS (in Sacramento, 23-11)

YEAR	OPPONENT	W/L	SCORE	+/-
1985-86*	LA Clippers[S]	L	104-108	-4
1986-87*	LA Clippers[S]	W	107-106	+1
1987-88*	Golden State[S]	W	134-106	+28
1988-89	Seattle[S]	L	75-97	-22
1989-90	Seattle[S]	W	107-100	+7
1990-91	Portland[S]	L	93-95 OT	-2
1991-92*	LA Clippers[S]	W	94-90	+4
1992-93*	San Antonio[S]	W	114-106	+8
1993-94*	Denver[S]	W	1-9-100	+9
1994-95*	Phoenix[S]	W	107-89	+18
1995-96*	Minnesota[S]	W	95-86	+9
1996-97	Houston[S]	L	80-102	-22
1997-98	Houston[S]	L	77-93	-16
1998-99	Vancouver[S]	W	109-87	+22
1999-00*	Minnesota (J)	W	100-95	+5
	Utah[S]	W	105-92	+13
2000-01	Portland[S]	W	79-75	+4
2001-02*	Seattle[S]	W	101-95	+6
2002-03*	Cleveland[S]	W	94-67	+27
2003-04*	Cleveland[S]	W	106-92	+14
2004-05	Toronto[S]	W	108-92	+16
2005-06	Detroit[S]	L	88-102	-14
2006-07	Minnesota[S]	W	93-81	+12
2007-08	Seattle	W	104-98	+6
2008-09	Memphis	W	100-95	+5
2009-10	Memphis[S]	W	127-116 OT	+11
2010-11	Toronto[S]	W	111-108	+3
2011-12*	LA Lakers[S]	W	100-91	+9
2012-13	Golden State[S]	W	94-92	+2
2013-14*	Denver[S]	W	90-88	+2
2014-15*	Golden State[S]	L	77-95	-18
2015-16*	LA Clippers[S]	L	104-111	-7
2016-17	San Antonio[S]	L	94-102	-8
2017-18*	Houston[S]	L	105-100	-5
2018-19*	Utah[S]	L	117-123	-4

* Season-opening games (16-18)
(J) 1999 NBA Japan Games
[S] denotes home sellout

ROAD OPENERS (in US, 11-23)

YEAR	OPPONENT	W/L	SCORE	+/-
1985-86	at Denver	L	112-123	-11
1986-87	at Seattle	L	103-114	-11
1987-88	at Utah	L	100-121	-21
1988-89*	at Portland	L	103-121	-18
1989-90*	at Portland	L	96-114	-18
1990-91*	at LA Clippers	L	80-90	-10
1991-92	at Golden State	L	91-153	-62
1992-93	at LA Lakers	W	124-114	+10
1993-94	at Phoenix	L	110-132	-22
1994-95	at Seattle	W	108-100	+8
1995-96	at Philadelphia	W	109-106	+3
1996-97*	at Houston	L	85-96	-11
1997-98*	at Vancouver	L	96-97	-1
1998-99*	at San Antonio	L	83-101	-18
1999-00	Minnesota (J)	L	101-114	-13
	at Houston	W	128-110	+18
2000-01*	at Chicago	W	100-81	+19
2001-02	at Denver	W	106-94	+12
2002-03	at Memphis	W	116-99	+17
2003-04	at Denver	L	88-109	-21
2004-05*	at Dallas	L	98-107	-9
2005-06*	at NO/OK City	L	67-93	-26
2006-07*	at Minnesota	L	83-92	-9
2007-08*	at New Orleans	L	90-104	-14
2008-09*	at Minnesota	L	96-98	-2
2009-10*	at Okla. City	L	89-102	-13
2010-11*	at Minnesota	W	117-116	+1
2011-12	at Portland	L	79-101	-22
2012-13*	at Chicago	L	87-93	-6
2013-14	at Golden State	L	87-98	-11
2014-15	at LA Clippers	W	98-92	+6
2015-16	at LA Clippers	L	109-114	-5
2016-17*	at Phoenix	W	113-94	+19
2017-18	at Dallas	W	93-88	+5
2018-19	New Orleans	L	129-149	-20

SACRAMENTO ERA ROOKIE SINGLE-GAME RECORDS

CATEGORY	NO.	DATE/OPPONENT		PLAYER
FGM	16	03/23/91	vs. PHO	Lionel Simmons
FGA	31	03/23/91	vs. PHO	Lionel Simmons
FG3M	7	02/09/89	vs. GS	Ricky Berry
FG3A	14	02/09/89	vs. GS	Ricky Berry
FT	18	04/11/11	vs. OKC	DeMarcus Cousins
FTA	21	04/11/11	vs. OKC	DeMarcus Cousins
OffR	10	12/06/08	vs. DEN	Jason Thompson
DefR	16	02/06/91	vs. POR	Lionel Simmons
REB	19	04/01/09	at GS (OT)	Jason Thompson
	19	01/12/98	vs. PHO	Michael Stewart
	19	02/06/91	vs. POR	Lionel Simmons
AST	15	02/15/88	at CLE	Kenny Smith
	15	02/11/88	vs. POR	Kenny Smith
STL	7	03/19/88	vs. HOU	Kenny Smith
TO	8	03/21/11	at CHI	DeMarcus Cousins
	8	03/19/10	vs. MIL	Tyreke Evans
	8	02/01/91	at MIL	Lionel Simmons
BLK	9	04/18/91	vs. DEN	Duane Causwell
	9	01/06/98	vs. LAC	Michael Stewart
PTS	42	03/23/91	vs. PHO	Lionel Simmons

DID YOU KNOW? En route to setting a Sacramento-era rookie record for most free throws attempted in a game, DeMarcus Cousins matched the Sleep Train Arena mark for most free-throw attempts in a half with 17 coming in the second half against Oklahoma City on April 11, 2011.



LIONEL SIMMONS



DeMARCUS COUSINS

BACK TO TABLE OF CONTENTS

FRANCHISE OVERTIME RECORDS

(All-Time Overall: 137-189, Home: 70-97, Road: 61-81, Neutral: 6-11)

2018-19 (0-2)

L	Portland	108	-	113
L	Milwaukee	140	-	141

2017-18 (3-0)

W	at New Orleans	116	-	109
W	Brooklyn	116	-	111
W	Miami	123	-	119

2016-17 (2-6)

L	at Miami	96	-	108
L	at Portland	120	-	122
L	at Washington	95	-	101
W	at Cleveland	116	-	112
L	at Indiana	111	-	115
W	Golden State	109	-	106
L	Utah	109	-	110
L	Washington	122	-	130

2015-16 (0-3)

L	at Charlotte	122	-	127
L	at Dallas	116	-	117**
L	Charlotte	128	-	129**

2014-15 (3-3)

W	at Phoenix	114	-	112**
W	Indiana	102	-	101
L	Houston	109	-	113
W	New York	135	-	129
L	Dallas	104	-	108
L	at Miami	109	-	114

2013-14 (4-2)

L	L.A. Clippers	98	-	104
W	at Utah	112	-	102
W	Miami	108	-	103
L	Indiana	111	-	116
W	at New York	106	-	101
W	Washington	117	-	111

2012-13 (0-4)

L	at Indiana	98	-	106**
L	Dallas	112	-	117
L	at Utah	91	-	98
L	at Miami	129	-	141**

2011-12 (1-2)

W	Golden State	114	-	106
L	at Denver	116	-	119
L	at Houston	106	-	113

2010-11 (1-6)

L	Golden State	109	-	117
L	at Washington	133	-	136
L	Portland	90	-	94
L	at Golden State	112	-	119
L	at Utah	102	-	109
W	at Philadelphia	114	-	111
L	LA Lakers	108	-	116

2009-10 (2-4)

W	Memphis	127	-	116
L	Cleveland	104	-	117
L	LA Lakers	109	-	112**
L	at Denver	109	-	112
W	at New York	118	-	114
L	Milwaukee	108	-	114

2008-09 (2-5)

L	Phoenix	95	-	97
L	New Jersey	114	-	116
L	Miami	115	-	119
W	at Golden State	135	-	133***
W	Oklahoma City	122	-	118
L	Cleveland	123	-	126
L	at Golden State	141	-	143

2007-08 (3-1)

W	New York	123	-	118**
W	at Charlotte	116	-	115
L	at LA Clippers	109	-	116**
W	Memphis	107	-	106

2006-07 (0-5)

L	Miami	91	-	93
L	LA Lakers	128	-	132
L	Portland	105	-	110
L	Houston	111	-	115
L	at Houston	104	-	109

2005-06 (3-3)

L	at Charlotte	103	-	106
W	LA Lakers	118	-	109
L	at Orlando	78	-	83
W	at New York	106	-	102
L	at Toronto	123	-	124
W	at Chicago	105	-	101

2004-05 (5-2)

L	at Houston	101	-	104
W	at Indiana	97	-	92
L	at New Orleans	117	-	121
W	Portland	113	-	107
W	at Houston	117	-	111
W	at Golden State	111	-	107
W	at LA Clippers	111	-	107

2003-04 (1-3)

W	at Minnesota	125	-	121
L	at Portland	110	-	112
L	Minnesota	109	-	112
L	Portland	104	-	109

2002-03 (3-3)

L	Portland	113	-	119
L	at Minnesota	109	-	115
W	at Dallas	126	-	124
W	Minnesota	96	-	95
W	at Utah	108	-	105
L	Dallas	123	-	129

2001-02 (1-2)

W	at San Antonio	109	-	106
L	Dallas	114	-	120
L	at Portland	110	-	116

2000-01 (9-4)
Kings' 9 wins - most in NBA history
Kings' 13 games - tied 2nd most in NBA history

L	at Cleveland	100	-	102**
W	at Golden State	114	-	107
L	LA Lakers	110	-	112
L	Philadelphia	104	-	107
W	Phoenix	121	-	117
L	Indiana	91	-	93
W	at Utah	97	-	94
W	at Toronto	119	-	118***
W	LA Clippers	106	-	93
W	at Orlando	114	-	108
W	New York	124	-	117
W	LA Clippers	116	-	109
W	at San Antonio	107	-	105

1999-00 (1-4)

L	Portland	103	-	108
L	at Denver	117	-	123
W	at San Antonio	108	-	103
L	San Antonio	92	-	98
L	Seattle	112	-	119

1998-99 (4-4)

L	at Utah	112	-	120
W	at Seattle	109	-	106
L	Portland	93	-	97
W	Utah	104	-	101
W	at Seattle	112	-	106
L	Utah	100	-	105
L	Seattle	98	-	99
W	San Antonio	104	-	100

1997-98 (0-2)

L	at Golden State	91	-	95
L	Vancouver	108	-	112

1996-97 (4-2)

L	at Portland	90	-	92
L	Miami	108	-	111**
W	Portland	101	-	99
W	Indiana	105	-	98
W	San Antonio	114	-	110
W	at Golden State	122	-	120

1995-96 (2-1)

L	at Houston	111	-	118
W	Charlotte	107	-	101
W	Cleveland	105	-	100

1994-95 (2-3)

W	Denver	108	-	105
W	Dallas	110	-	109**
L	at LA Lakers	104	-	109**
L	Utah	102	-	95
L	LA Clippers	112	-	105

1993-94 (1-2)

L	Cleveland	119	-	109
W	Philadelphia	94	-	92
L	at LA Lakers	128	-	123

1992-93 (3-1)

W	at Millwaukee	102	-	99
W	at Minnesota	102	-	96
L	Portland	113	-	111
W	Dallas	108	-	107

1991-92 (2-3)

L	Seattle	115	-	106
W	at Milwaukee	106	-	105
W	New York	110	-	109
L	Golden State	148	-	136**
L	at Golden State	124	-	116

1990-91 (0-1)

L	Portland	95	-	93

1989-90 (1-2)

L	Boston	115	-	112
W	Utah	122	-	109
L	Seattle	130	-	118

1988-89 (0-3)

L	Denver	133	-	126
L	at Portland	147	-	142**
L	at Portland	126	-	120

1987-88 (2-2)

L	Milwaukee	117	-	113
W	Philadelphia	115	-	114
L	LA Lakers	125	-	120
W	Denver	116	-	114

1986-87 (1-3)

L	LA Lakers	127	-	117
W	at Chicago	124	-	120
L	Houston	108	-	102
L	Golden State	124	-	118

1985-86 (2-1)

W	Seattle	98	-	96
L	at LA Lakers	122	-	121**
W	at Dallas	127	-	120

1984-85 (2-1)

L	Dallas	117	-	110
W	at LA Clippers	126	-	122
W	at Philadelphia	118	-	117

1983-84 (1-1)

L	Milwaukee	112	-	110
W	Cleveland	142	-	137**

1982-83 (0-4)

L	San Antonio	102	-	101
L	at Utah	119	-	117
L	at Houston	116	-	115
L	Seattle	120	-	115

FRANCHISE OVERTIME RECORDS

1981-82 (2-5)

L	Detroit	129	-	122
W	Dallas	113	-	109
L	Boston	124	-	119
L	at Portland	127	-	116
L	Washington	109	-	106
L	at Detroit	127	-	119
W	Chicago	124	-	122**

1980-81 (0-5)

L	Los Angeles	112	-	107
L	at Milwaukee	118	-	112
L	at Portland	129	-	123
L	Denver	126	-	124**
L	San Antonio	114	-	111

1979-80 (2-3)

L	Seattle	107	-	102
L	at San Antonio	127	-	125
W	at Utah	128	-	121
L	at Chicago	113	-	107
W	Washington	108	-	106

1978-79 (3-4)

W	at Milwaukee	122	-	117
L	at San Antonio	129	-	125†
L	at Golden State	111	-	110†
L	at Atlanta	122	-	120†
L	at Golden State	132	-	122
W	Los Angeles	115	-	111
W	New Jersey	117	-	114

1977-78 (3-3)

L	Washington	131	-	125
W	New Jersey	118	-	115
L	Golden State	97	-	92
W	Los Angeles	127	-	122
L	Seattle	114	-	107
W	at Washington	108	-	105

1976-77 (1-5)

W	Los Angeles	117	-	115
L	at Houston	127	-	126
L	Cleveland	98	-	91
L	Boston	126	-	125
L	at New Orleans	100	-	94
L	at Philadelphia	111	-	105

1975-76 (2-1)

W	at Phoenix	120	-	117
W	Atlanta	114	-	113
L	at Boston	120	-	117

1974-75 (0-2)

L	at Cleveland	92	-	91
L	at New Orleans	114	-	107

1973-74 (1-0)

W	Houston	118	-	116

1972-73 (1-3)

L	Chicago	106	-	97
W	Detroit	140	-	132
L	New York	116	-	115
L	Milwaukee	116	-	113

1971-72 (3-1)

W	at Philadelphia	113	-	106
L	at Chicago	108	-	104
W	at Buffalo	109	-	107
W	Detroit	133	-	132

1970-71 (3-2)

L	Det. at Omaha	136	-	135**
W	Portland	133	-	128
L	at Seattle	132	-	131
W	at Baltimore	133	-	132
W	New York	120	-	118

1969-70 (2-4)

L	at Baltimore	131	-	126
L	at Detroit	119	-	116
W	at Phoenix	137	-	130**
L	San Francisco	124	-	120
W	Milwaukee	112	-	110
L	Chi. at Omaha	142	-	140

1968-69 (3-2)

L	Boston	117	-	114
W	Phoenix at Cle.	130	-	123
W	at San Francisco	113	-	107
L	Baltimore	130	-	128
W	Los Angeles	136	-	128

1967-68 (1-3)

L	at Detroit	142	-	141
L	Sea. at Phoenix	132	-	129
L	Chi. at Cleveland	112	-	104
W	at Philadelphia	131	-	130

1966-67 (0-3)

L	at St. Louis	133	-	123
L	Boston	113	-	112
L	at San Francisco	123	-	120

1965-66 (1-2)

L	Phi. at Syracuse	135	-	132
L	at Baltimore	129	-	127
W	New York	149	-	145

1964-65 (2-2)

W	St. Louis	130	-	125
W	at New York	125	-	116
L	at Los Angeles	137	-	133**
L	NY at Detroit	115	-	112

1963-64 (1-0)

W	at Boston	119	-	117

1962-63 (2-3)

W	San Francisco	131	-	130
L	Boston	128	-	127
L	Los Angeles	131	-	128
W	New York	112	-	106
L	Los Angeles	120	-	119

1961-62 (1-2)

L	LA at WV+	134	-	128
W	LA at Dayton, OH	113	-	109
L	Boston	129	-	123

+ Morgantown

1960-61 (2-1)

W	Syracuse	143	-	140
W	St. Louis	129	-	128
L	New York	122	-	118

1959-60 (0-1)

L	Minneapolis	99	-	93

1958-59 (3-2)

W	Minn. at St.Louis	132	-	128***
L	at Boston	125	-	115
W	at Syracuse	121	-	120
L	Syracuse	145	-	138***
W	St. Louis	124	-	122

1957-58 (1-1)

L	Boston	122	-	110
W	Detroit	99	-	96

1956-57 (2-2)

L	at Fort Wayne	104	-	102
W	at Fort Wayne	101	-	100
W	St. Louis	102	-	101
L	St. Louis	108	-	106

1955-56 (1-3)

L	New York	100	-	98
L	at Fort Wayne	90	-	88
W	Fort Wayne	117	-	116
L	St. Louis at Milw.	100	-	97

1954-55 (2-1)

W	at Milwaukee	90	-	87
W	Minn. at Buffalo	99	-	97
L	Minneapolis	107	-	104

1953-54 (3-2)

W	Minneapolis	98	-	91***
W	at New York	80	-	75
L	at New York	95	-	90
W	Fort Wayne	77	-	76
L	Syracuse	93	-	95***

1952-53 (5-7)

W	Indianapolis	99	-	96****
W	at Baltimore	99	-	97
L	New York	99	-	97
L	Boston	83	-	81
L	at Minneapolis	83	-	80
L	Boston at NY	88	-	85
L	at Milwaukee	83	-	79**
W	Fort Wayne at Mil.	70	-	68
W	Mil. at Buffalo	80	-	78
L	at Syracuse	83	-	79
L	at Milwaukee	85	-	82
W	NY at Boston	79	-	71

1951-52 (2-4)

W	at Fort Wayne	76	-	71†
L	at Indianapolis	69	-	65**†
L	at Minneapolis	70	-	65**†
L	at Minneapolis	91	-	81
L	at New York	92	-	90
W	Minneapolis	94	-	92

1950-51 (4-5)

L	at Tri-Cities	82	-	79
L	Minneapolis	86	-	77**
L	Syracuse	79	-	75
W	New York	91	-	88
L	Indianapolis	75	-	73 6OT*
W	at Baltimore	80	-	78
L	at New York	88	-	83
W	New York	102	-	92****
W	at Boston	111	-	107

1949-50 (2-1)

L	at Chicago	75	-	72
W	at New York	83	-	80
W	at St. Louis	75	-	73**

1948-49 (5-1)

W	Chicago	105	-	103**
W	Philadelphia	105	-	101
W	at Fort Wayne	83	-	78
W	New York	103	-	98**
W	at Fort Wayne	81	-	80
L	at Washington	99	-	94**

**	Two overtime periods
***	Three overtime periods
****	Four overtime periods
******	Six overtime periods
†	Ties NBA record for most consecutive OT games

BACK TO TABLE OF CONTENTS

1985-1986 (1-0)

DATE	OPPONENT	TV	W/L
12/3/85	vs. Chicago	WTBS	W

1986-1987 (0-2)

DATE	OPPONENT	TV	W/L
11/4/86	vs. Houston	WTBS	L
2/10/87	vs. LA Lakers	WTBS	L

1987-1988 (0-1)

DATE	OPPONENT	TV	W/L
12/8/87	at Houston	TBS	L

1988-1989 (1-0)

DATE	OPPONENT	TV	W/L
1/10/89	vs. LA Lakers	TBS	W

1989-1990 (0-1)

DATE	OPPONENT	TV	W/L
11/10/89	at Phoenix	TNT	L

1990-1991 (0-1)

DATE	OPPONENT	TV	W/L
11/6/90	vs. Atlanta	TNT	L

1991-1992 (1-0)

DATE	OPPONENT	TV	W/L
1/31/92	vs. LA Clippers	TNT	W

1992-1993 (0-1)

DATE	OPPONENT	TV	W/L
11/20/92	vs. Portland	TNT	L

1993-1994 (1-0)

DATE	OPPONENT	TV	W/L
11/12/93	vs. San Antonio	TNT	W

1994-1995
No National TV Games

1995-1996 (0-1)

DATE	OPPONENT	TV	W/L
12/22/95	at LA Lakers	TNT	L

1996-1997 (1-1)

DATE	OPPONENT	TV	W/L
12/6/96	vs. Phoenix	TNT	L
1/22/97	vs. Detroit	TBS	W

1997-1998 (0-1)

DATE	OPPONENT	TV	W/L
11/26/97	at LA Clippers	TBS	L

1998-1999 (1-1)

DATE	OPPONENT	TV	W/L
3/26/99	at LA Lakers	TNT	W
4/13/99	vs. Utah	TNT	L

1999-2000 (9-15)

DATE	OPPONENT	TV	W/L
11/5/99	vs. Minnesota (J)	TNT	W
11/12/99	vs. Utah	TNT	W
12/8/99	vs. L.A. Lakers	TBS	W
12/28/99	vs. Boston	TNT	W
1/22/00	vs. Utah	NBC	L
1/25/00	at Charlotte	TNT	W
1/30/00	at New York	NBC	L
2/4/00	at Indiana	TNT	L
2/6/00	at Philadelphia	NBC	L
2/15/00	vs. Phoenix	TNT	L
2/18/00	vs. Seattle	TNT	W
2/20/00	vs. Portland	NBC	L
3/4/00	at San Antonio	NBC	W
3/14/00	at Portland	TNT	L
3/26/00	vs. L.A. Lakers	NBC	L
3/28/00	vs. New York	TNT	W
4/2/00	vs. Philadelphia	NBC	W
4/7/00	vs. Minnesota	TNT	L
4/9/00	vs. Phoenix	NBC	L
4/11/00	vs. San Antonio	TNT	L
4/14/00	at L.A. Lakers	TNT	L
4/16/00	at Portland	NBC	L
4/18/00	vs. Seattle	TNT	L
4/19/00	at Utah	TBS	L

(J) Japan Games

2000-01 (10-11)

DATE	OPPONENT	TV	W/L
11/14/00	vs. Orlando	TBS	W
11/16/00	vs. L.A. Lakers	TNT	L
12/5/00	vs. San Antonio	TBS	W
12/12/00	at Atlanta	TBS	L
12/30/00	vs. Philadelphia	NBC	L
1/20/01	at Portland	NBC	W
1/25/01	vs. San Antonio	TNT	L
2/4/01	at L.A. Lakers	NBC	L
2/6/01	at Milwaukee	TBS	L
2/7/01	at Minnesota	TNT	L
2/13/01	at Utah	TBS	W
2/18/01	vs. Utah	NBC	L
2/25/01	at New York	NBC	L
3/6/01	vs. Toronto	TBS	W
3/7/01	at Phoenix	TNT	W
3/13/01	at Orlando	TBS	W
3/25/01	vs. L.A. Lakers	NBC	L
3/28/01	at L.A. Lakers	TNT	W
4/5/01	at Utah	TNT	W
4/8/01	vs. Portland	NBC	W
4/15/01	at Phoenix	NBC	L

2001-02 (11-6)

DATE	OPPONENT	TV	W/L
11/13/01	vs. Toronto	TBS	W
11/27/01	at Houston	TBS	W
12/4/01	vs. Philadelphia	TBS	W
1/16/02	at Denver	TNT	W
1/22/02	at Portland	TBS	L
1/24/02	vs. Utah	TNT	W
1/26/02	at Utah	NBC	W
2/14/02	vs. Washington	TNT	W
2/21/02	at San Antonio	TNT	L
2/23/02	at Dallas	NBC	L
2/26/02	vs. Utah	TBS	W
3/3/02	vs. Indiana	NBC	L
3/13/02	at Philadelphia	TNT	W
3/24/02	vs. L.A. Lakers	NBC	L
3/26/02	vs. L.A. Clippers	TBS	W
4/9/02	vs. Minnesota	TBS	W
4/17/02	at L.A. Lakers	TNT	L

2002-03 (19-9)

DATE	OPPONENT	TV	W/L
10/31/02	vs. Portland	TNT	W
11/6/02	at New York	ESPN	L
11/8/02	vs. Memphis	ESPN	W
11/13/02	at Golden State	ESPN	W
12/19/02	vs. San Antonio	TNT	L
12/25/02	at L.A. Lakers	ABC	W
1/7/03	at Milwaukee	NBATV	W
1/9/03	at New Jersey	TNT	W
1/15/03	vs. Dallas	ESPN	W
1/30/03	at Seattle	TNT	W
1/31/03	vs. L.A. Lakers	ESPN	L
2/2/03	at Houston	NBATV	L
2/11/03	vs. Washington	NBATV	W
2/16/03	vs. San Antonio	ABC	L
2/20/03	vs. Boston	TNT	W
2/25/03	vs. Detroit	NBATV	W
2/27/03	at Dallas	TNT	W
3/1/03	at San Antonio	ESPN	L
3/5/03	vs. Minnesota	ESPN	W
3/13/03	at Phoenix	TNT	L
3/16/03	vs. Dallas	ABC	L
3/20/03	vs. L.A. Lakers	TNT	W
4/1/03	at Indiana	NBATV	W
4/2/03	at Washington	ESPN	W
4/4/03	at Boston	ESPN	W
4/6/03	at Philadelphia	ABC	W
4/10/03	at L.A. Lakers	TNT	L
4/16/03	vs. Utah	ESPN	W

2003-04 (19-14)

DATE	OPPONENT	TV	W/L
10/29/03	vs. Cleveland	ESPN	W
10/31/03	vs. Philadelphia	ESPN	W
11/9/03	at Boston	NBATV	L
11/13/03	at Portland	TNT	L
11/16/03	vs. Golden State	NBATV	W
11/25/03	vs. Memphis	NBATV	W
12/5/03	vs. Minnesota	ESPN	L
12/25/03	vs. Dallas	ABC	L
1/3/04	at L.A. Clippers	NBATV	W
1/9/04	at Phoenix	ESPN	W
1/16/04	vs. L.A. Lakers	ESPN	W
1/20/04	vs. Portland	NBATV	L
1/22/04	at Cleveland	TNT	W
1/25/04	at Dallas	ABC	L
1/28/04	at Houston	ESPN	W
1/29/04	at San Antonio	TNT	W
2/3/04	vs. Seattle	NBATV	W
2/6/04	vs. San Antonio	ESPN	L
2/19/04	at Minnesota	TNT	L
2/26/04	at L.A. Lakers	TNT	W
3/2/04	vs. L.A. Clippers	NBATV	W
3/4/04	at Philadelphia	TNT	W
3/11/04	vs. Dallas	TNT	W
3/14/04	vs. San Antonio	ABC	W
3/21/04	vs. Houston	ESPN	W
3/24/04	at L.A. Lakers	ESPN	L
3/31/04	at San Antonio	NBATV	L
4/1/04	at Dallas	TNT	L
4/4/04	at Houston	ABC	W
4/8/04	vs. Minnesota	TNT	L
4/9/04	at Phoenix	ESPN	L
4/11/04	vs. L.A. Lakers	ABC	W
4/12/04	at Denver	NBATV	L

2004-05 (15-15)

DATE	OPPONENT	TV	W/L
11/6/04	at Houston	NBATV	L
11/10/04	at Seattle	ESPN	L
11/14/04	vs. Denver	NBATV	W
11/19/04	vs. Memphis	ESPN	W
11/26/04	at L.A. Lakers	ESPN	W
12/3/04	vs. Indiana	ESPN	W
12/11/04	at Indiana	NBATV	W
12/16/04	vs. L.A. Lakers	TNT	L
12/21/04	vs. Washington	NBATV	W
12/23/04	vs. Miami	TNT	L
1/18/05	vs. Portland	NBATV	W
1/20/05	vs. Cleveland	TNT	W
1/27/05	at San Antonio	TNT	L
1/28/05	at Houston	ESPN	W
2/8/05	vs. Phoenix	NBATV	L
2/10/05	at Seattle	TNT	L
2/11/05	vs. Dallas	ESPN	L
2/24/05	at Dallas	TNT	L
3/1/05	at Charlotte	NBATV	L
3/4/05	at Miami	ESPN	L
3/6/05	vs. Detroit	ABC	W
3/13/05	vs. Houston	ABC	L
3/17/05	at Golden State	TNT	L
3/24/05	vs. Dallas	NBATV	W
4/1/05	at Cleveland	ESPN	W
4/3/05	vs. Minnesota	ABC	L
4/10/05	vs. L.A. Lakers	ABC	W
4/15/05	at L.A. Lakers	ESPN	W
4/16/05	at Phoenix	NBATV	L
4/20/05	vs. Phoenix	ESPN	W

DID YOU KNOW? The Kings had 16 nationally televised games in the first 14 seasons in Sacramento. In each of the next five seasons, the Kings had 15 or more national TV appearances, including a high of 33 during the 2003-04 season.

KINGS NATIONALLY TELEVISED GAMES

2005-06 (8-9)

DATE	OPPONENT	TV	W/L
11/8/05	vs. Detroit	NBATV	L
11/9/05	at Denver	ESPN	L
11/30/05	at Golden State	NBATV	L
12/8/05	vs. Houston	TNT	L
12/22/05	vs. Dallas	TNT	L
1/17/06	vs. Phoenix	NBATV	W
1/19/06	vs. L.A. Lakers	TNT	W
1/22/06	at Miami	NBATV	L
1/24/06	at Philadelphia	NBATV	L
2/9/06	vs. Chicago	TNT	W
2/23/06	at L.A. Lakers	TNT	L
3/10/06	vs. Memphis	NBATV	W
3/12/06	vs. Dallas	NBATV	W
3/17/06	at Indiana	NBATV	L
4/5/06	at San Antonio	ESPN	W
4/15/06	at Denver	NBATV	W

2006-07 (5-12)

DATE	OPPONENT	TV	W/L
11/8/06	vs. Detroit	ESPN	W
11/15/06	vs. Memphis	ESPN	W
11/16/06	at Golden State	TNT	L
12/1/06	at Dallas	ESPN	L
12/7/06	vs. Miami	TNT	L
12/12/06	at Golden State	NBATV	L
12/18/06	vs. Dallas	NBATV	L
12/21/06	vs. Washington	TNT	L
1/4/07	vs. L.A. Lakers	TNT	L
2/8/07	vs. Chicago	TNT	W
2/25/07	at Indiana	ESPN	W
3/8/07	vs. San Antonio	TNT	L
3/11/07	vs. Denver	ABC	L
3/19/07	at Atlanta	NBATV	L
3/25/07	vs. Phoenix	ABC	W
4/4/07	at Denver	ESPN	L
4/8/07	vs. Houston	NBATV	L

2007-08 (1-2)

DATE	OPPONENT	TV	W/L
11/9/07	vs. Cleveland	ESPN	L
1/12/08	vs. Indiana	NBATV	L
1/22/08	vs. New Jersey	NBATV	W

2008-09 (0-1)

DATE	OPPONENT	TV	W/L
12/13/08	vs. New York	NBATV	L

2009-10 (2-2)

DATE	OPPONENT	TV	W/L
11/8/09	vs. Golden State	NBATV	W
12/16/09	vs. Washington	ESPN	W
4/6/10	vs. San Antonio	NBATV	L
4/10/10	vs. Dallas	NBATV	L

2010-11 (2-6)

DATE	OPPONENT	TV	W/L
11/3/10	vs. LA Lakers	ESPN	L
11/21/10	vs. New Orleans	NBATV	L
11/25/10	at LA Clippers	TNT	L
1/6/11	vs. Denver	TNT	W
1/17/11	at Atlanta	NBATV	L
1/24/11	at Portland	NBATV	W
2/12/11	vs. Oklahoma City	NBATV	L
4/11/11	vs. Oklahoma City	NBATV	L

2011-12 (2-5)

DATE	OPPONENT	TV	W/L
1/28/12	at Utah	NBATV	L
2/9/12	vs. Oklahoma City	TNT	W
2/11/12	vs. Phoenix	NBATV	L
3/9/12	vs. Dallas	NBATV	W
3/24/12	at Golden State	NBATV	L
3/31/12	vs. New Jersey	NBATV	L
4/8/12	vs. Houston	NBATV	L

2012-13 (3-1)

DATE	OPPONENT	TV	W/L
11/24/12	vs. Utah	NBATV	W
12/1/12	at LA Clippers	NBATV	L
12/8/12	at Portland	NBATV	W
2/9/13	vs. Utah	NBATV	W

2013-14 (3-5)

DATE	OPPONENT	TV	W/L
11/8/13	at Portland	NBATV	L
11/15/13	vs. Detroit	ESPN	L
12/23/13	vs. New Orleans	NBATV	L
1/14/14	at Indiana	NBATV	L
2/11/14	at Cleveland	NBATV	L
2/12/14	at New York	NBATV	W
2/22/14	vs. Boston	NBATV	W
3/3/14	vs. New Orleans	NBATV	W

2014-15 (4-6)

DATE	OPPONENT	TV	W/L
11/18/14	vs. New Orleans	NBATV	L
11/20/14	vs. Chicago	TNT	W
12/2/14	vs. Toronto	NBATV	L
12/5/14	vs. Indiana	NBATV	W
12/9/14	vs. L.A. Lakers	NBATV	L
12/11/14	vs. Houston	TNT	L
12/13/14	vs. Detroit	NBATV	L
12/16/14	vs. Oklahoma City		
ESPN	L		
12/27/14	vs. New York	NBATV	W
1/11/15	vs. Cleveland	NBATV	W

2015-16 (8-5)

DATE	OPPONENT	TV	W/L
10/31/15	at L.A. Clippers	NBATV	L
11/3/15	vs. Memphis	NBATV	L
11/6/15	vs. Houston	ESPN	L
11/13/15	vs. Brooklyn	NBATV	W
12/8/15	vs. Utah	NBATV	W
12/10/15	vs. New York	TNT	W
12/15/15	vs. Houston	NBATV	W
1/2/16	vs. Phoenix	NBATV	W
1/7/16	vs. L.A. Lakers	TNT	W
2/1/16	vs. Milwaukee	NBATV	W
2/24/16	vs. San Antonio	ESPN	L
3/1/16	vs. Oklahoma City	NBATV	L
3/20/16	at New York	NBATV	W

2016-17 (4-6)

DATE	OPPONENT	TV	W/L
10/29/16	vs. Minnesota	NBATV	W
11/8/16	vs. New Orleans	NBATV	W
11/10/16	vs. L.A. Lakers	TNT	L
11/18/16	vs. LA Clippers	ESPN	L
12/18/16	at Dallas	NBATV	L
2/12/17	vs. New Orleans	TNT	W
2/14/17	at L.A. Lakers	NBATV	W
2/25/17	vs. Charlotte	NBATV	L
3/5/17	vs. Utah	NBATV	L
3/10/17	vs. Washington	NBATV	L

2017-18 (3-8)

DATE	OPPONENT	TV	W/L
10/26/17	vs. New Orleans	TNT	L
11/7/17	vs. Oklahoma City	NBATV	W
11/13/17	@ Washington	NBATV	L
11/22/17	vs. L.A. Lakers	ESPN	W
12/26/17	at LA Clippers	NBATV	L
12/29/17	vs. Phoenix	NBATV	L
1/9/18	at L.A. Lakers	NBATV	L
2/2/18	vs. Golden State	ESPN	L
2/9/18	vs. Portland	ESPN	L
2/26/18	vs. Minnesota	NBATV	L
4/1/18	@ L.A. Lakers	NBATV	W

2018-19 (3-4)

DATE	OPPONENT	TV	W/L
10/26/18	vs. Washington	NBATV	W
11/19/18	vs. Oklahoma City	NBATV	W
11/29/18	vs. LA Clippers	TNT	L
12/19/18	vs. Oklahoma City	NBATV	L
12/26/18	at LA Clippers	NBATV	L
12/30/17	at L.A. Lakers	NBATV	L
2/4/19	vs. San Antonio	NBATV	W

KINGS' NATIONAL TELEVISION APPEARANCES

SEASON	APP.	REC	H	A
85-86	1	1-0	1-0	
86-87	2	0-2	0-2	
87-88	1	0-1		0-1
88-89	1	1-0	1-0	
89-90	1	0-1		0-1
90-91	1	0-1	0-1	
91-92	1	1-0	1-0	
92-93	1	0-1	0-1	
93-94	1	1-0	1-0	
94-95				
95-96	1	0-1		0-1
96-97	2	1-1	1-1	
97-98	1	0-1		0-1
98-99	2	1-1	0-1	1-0
99-00*	24	8-15	6-8	2-7
00-01	21	10-11	4-5	6-6
01-02	17	11-6	7-2	4-4
02-03	28	19-9	9-4	10-5
03-04	33	19-14	11-5	8-9
04-05	30	15-15	10-6	5-9
05-06	16	8-9	5-3	2-6
06-07	17	5-12	4-7	1-5
07-08	3	1-2	1-2	----
08-09	1	0-1	0-1	----
09-10	4	2-2	2-2	----
10-11	8	2-6	1-4	1-2
11-12	7	2-5	2-3	0-2
12-13	4	3-1	2-0	1-1
13-14	8	3-5	2-2	1-3
14-15	10	4-6	4-6	----
15-16	13	8-5	7-4	1-1
16-17	10	4-6	3-5	1-1
17-18	11	3-8	1-5	2-3
18-19	7	3-4	3-2	0-2
TOTALS	288	136-152	89-82	46-70

*Kings 1-0 at neutral site

BACK TO TABLE OF CONTENTS

HISTORY

HISTORY OF OWNERSHIP

THE SACRAMENTO KINGS begin their sixth season under a group led by Owner Vivek Ranadivé. The group succeeds the Maloof family, who sold the franchise in Spring 2013.

The latest chapter in the franchise's ownership history began to take shape in April 2013 when the NBA's Relocation Committee unanimously recommended that the league's Board of Governors deny the application of the team to relocate to Seattle, Washington. The passion, will and vision that Ranadive's group expressed for the future of the Kings in Sacramento led the league's Board of Governors to unanimously approve the sale of the team on May 28, 2013.

The Maloof family had owned the team for 14 seasons after taking control of the Kings and ARCO Arena on July 1, 1999. The Maloofs succeeded Jim Thomas, who had owned the franchise since April 6, 1992.

The Maloof family's interest in purchasing the Kings, Monarchs (WNBA) and ARCO Arena originated in 1997 when they contacted Thomas regarding the availability of the teams and arena. On January 14, 1998, the Maloofs completed the purchase of a minority limited partnership in the organization's franchises and ARCO Arena. On January 15, 1999, the Maloofs subsequently purchased controlling interest, effective July 1, 1999. The NBA Board of Governors unanimously approved the ownership transfer on May 7, 1999, in New York, at which time the Board of Governors appointed Joe Maloof to the Board.

The Kings franchise made its NBA debut in 1948 as the Rochester Royals under the ownership of Les Harrison. Harrison also served as the club's head coach for the first seven seasons, and in 1951 he guided the Royals to the first and only NBA World Championship title in franchise history. The team was moved to Cincinnati in 1957, where one year later it became a public corporation. In 1966, brothers Max and Jeremy Jacobs purchased the club and maintained ownership through the team's move to Kansas City in 1972-73.



LES HARRISON

A group of 10 Kansas City-based businessmen purchased the club in 1973 for an excess of $5 million. The same group held proprietorship through May of 1982 when ownership was restructured so that only three partners remained, Leon Karosen, H. Paul Rosenberg, and Robert J. Margolin. Three months later, three New York-based businessmen joined the Kansas City ownership group.

On June 8, 1983, the Kings were sold to a local business group that is responsible for bringing NBA basketball to the Capitol City, as Joseph Benvenuti, Frank and Gregg Lukenbill, Bob A. Cook, Frank McCormick, and Stephen H. Cippa purchased the Kansas City Kings for approximately $10.5 million. In January of 1985, the group petitioned the NBA Board of Governors for permission to move the franchise to Sacramento. Nine months later, the Kings' Sacramento-era began as the club played its first-ever contest before a sold out crowd at the temporary ARCO Arena site.

LES HARRISON — BASKETBALL PIONEER



The Sacramento Kings organization would like to pay tribute to the late Les Harrison, who passed away in December of 1997, at the age of 93. As owner, general manager, and coach, Harrison was the driving force behind the Rochester Royals in the early days of the National Basketball League (NBL). In three seasons in the NBL, Harrison led the Royals to a 99-43 record, three NBL finals, and league titles in 1946 and 1947. With the signing of Dolly King in 1946, Harrison played a role in breaking the minority barrier in professional basketball. Following the 1948-49 season, in which the Royals played in the Basketball Association of America (BAA), Harrison led the effort to merge the NBL and BAA into the current National Basketball Association (NBA). Under Harrison's direction, the Royals won the franchise's lone NBA title in 1951, defeating the New York Knickerbockers 4-3 in the Finals. Harrison posted a .620 winning percentage (295-181) in seven NBA seasons, which ranks14th all-time in the league entering this season for coaches with 100+ games. In a crowning achievement to his career, Harrison was elected to the Basketball Hall of Fame in 1979.

The Rochester National Basketball League franchise was originally nicknamed the Royals in 1946 after 15-year-old Richard Paeth's entry beat out 500 other suggestions in a name the team contest. For his winning entry, Paeth, a native of Rochester, received a $100 Victory Bond from team president/manager Les Harrison. When the franchise moved to Cincinnati before the 1957-58 campaign, the ownership decided to maintain the Royals moniker. However, when the franchise moved to Kansas City prior to the 1972-73 season, it needed a new nickname because the name Royals was already being used by the city's Major League Baseball team. Wanting to keep the "Royal" theme, the club decided on the nickname of Kings.

On May 22, 1994, the Sacramento Kings unveiled a new primary logo, home and road uniforms, and team colors. The changes marked the first major alteration from the crown and ball logo which had been the franchise's trademark since the club resided in Cincinnati.

On April 26, 2016, the Kings shared a new brand identity with fans during a special preview of Golden 1 Center, the team's future downtown home currently under construction.

"When the Kings moved to Sacramento in 1985, the city was transformed. Today, we aim to do it again," said Owner and Chairman Vivek Ranadivé. "This brand kicks off a new era for our franchise as we move into the most technologically-advanced, most environmentally-friendly arena in the world. As Sacramento becomes the next great American city, this identity honors our heritage while moving us forward."

The new primary emblem is inspired by the Kings classic logo. It is reimagined to reflect the civic and franchise pride that has lasted and grown for a generation. Now, with a clean, modern look – a reshaped crown, refined basketball and new typeface that puts Sacramento front and center – the new identity draws from the team's ambitious beginnings and reminds our region and the world that Sacramento is undergoing a transformation.

Each of the team's new insignia are designed to connect to the elements that define the Sacramento Kings: Our City. Our Pride. Our Foundation.

The secondary logo featuring the lion, pays tribute to the unmatched pride and loyalty of the NBA's best fans. The "Sac" badge is dedicated to the bold and unwavering devotion the Kings organization has for its city. A new crown logo reflects the rich tradition of the team dating back to its origins, reminding the fanbase and the community of Sacramento that, "we are all Kings." The heralding lion crest represents leadership and strength and will be used as the Kings work to make basketball the premier global sport of the 21st century.

THE EVOLUTION OF THE KINGS' PRIMARY LOGO

A chronological look at the evolution of the Kings' primary logo over the franchise's 68-season history.

Rochester Royals
1948-49 — 1956-57

Cincinnati Royals
1957-58 — 1970-71

Cincinnati Royals
1971-72

K.C.-Omaha Kings
1972-73 — 1974-75

Kansas City Kings
1975-76 — 1984-85

Sacramento Kings
1985-86 — 1993-94

Sacramento Kings
1994-95 — 2015-16

Sacramento Kings
Unveiled April 26, 2016

SACRAMENTO KINGS

ROCHESTER ROYALS

1948-1957



45-15
WESTERN DIVISION CHAMPIONS

Front row — from left to right, Arnitz Johnson, Andrew Levane, Bob Davies, William Holzman, Arnie Risen. **Back row —** Francis Curran, Andrew Duncan, Michael Novak, Lionel Malamed, William Calhoun, Bobby Wanzer.

G	DATE	SCORE	OPPONENT	W/L	REC.	ATT.
1	11/6	69-58	Indianapolis	W	1-0	4200
2	11/10	66-73	@Washington	L	1-1	2115
3	11/11	83-75	@Philadelphia	W	2-1	3112
4	11/13	95-63	Boston	W	3-1	4200
5	11/14	92-75	Minneapolis	W	4-1	4200
6	11/16	75-63	New York	W	5-1	4000
7	11/18	103-74	@Providence	W	6-1	2015
8	11/21	77-80	Washington	L	6-2	4200
9	11/23	108-90	Baltimore	W	7-2	4000
10	11/27	105-103**	Chicago	W	8-2	4200
11	12/1	73-72	@New York	W	9-2	13,859
12	12/4	105-101*	Philadelphia	W	10-2	4200
13	12/6	87-79	@Boston	W	11-2	5313
14	12/7	89-90	Providence	L	11-3	3560
15	12/10	75-96	Minneapolis	L	11-4	4200
16	12/12	58-67	@Minneapolis	L	11-5	5534
17	12/14	85-78	@Chicago	W	12-5	4140
18	12/18	84-64	Fort Wayne	W	13-5	4260
19	12/19	83-78*	@Fort Wayne	W	14-5	3600
20	12/21	84-71	@Indianapolis	W	15-5	3788
21	12/25	90-82	St. Louis	W	16-5	4260
22	12/26	90-99	@Minneapolis	L	16-6	7635
23	12/29	74-77	@New York	L	16-7	14,915
24	12/30	89-100	@Baltimore	L	16-8	4000
25	1/1	106-83	St. Louis	W	17-8	4200
26	1/2	89-64	@St. Louis	W	18-8	2160
27	1/6	62-73	@Indianapolis	L	18-9	3785
28	1/9	88-91	Chicago	L	18-10	4240
29	1/10	90-75	@Chicago	W	19-10	6561
30	1/11	83-71	Philadelphia	W	20-10	4200
31	1/13	102-85	@Baltimore	W	21-10	2879
32	1/15	73-62	Fort Wayne	W	22-10	4240
33	1/19	70-66	Ind. (Chicago)	W	23-10	331
34	1/20	84-74	@St. Louis	W	24-10	1364
35	1/22	103-98**	New York	W	25-10	4200
36	1/23	81-80*	@Fort Wayne	W	26-10	3800
37	1/29	90-86	Baltimore	W	27-10	4200
38	2/1	76-68	@Boston	W	28-10	10,091
39	2/3	80-88	@Providence	L	28-11	2755
40	2/5	80-61	Fort Wayne	W	29-11	4200
41	2/6	85-74	@Minneapolis	W	30-11	9024
42	2/8	97-65	Providence	W	31-11	4211
43	2/9	94-99**	@Washington	L	31-12	3435
44	2/10	90-76	@Baltimore	W	32-12	2000
45	2/12	87-73	Chicago	W	33-12	4200
46	2/15	91-79	Washington	W	34-12	4300
47	2/17	68-63	@St. Louis	W	35-12	1266
48	2/18	65-53	@Indianapolis	W	36-12	1862
49	2/19	87-73	Indianapolis	W	37-12	4200
50	2/22	92-86	Philadelphia	W	38-12	4200
51	2/26	64-59	Boston	W	39-12	4300
52	3/1	67-64	Washington	W	40-12	4289
53	3/5	81-64	Providence	W	41-12	4278
54	3/6	78-66	@Fort Wayne	W	42-12	3650
55	3/10	73-71	@Philadelphia	W	43-12	4500
56	3/12	104-74	St. Louis	W	44-12	4250
57	3/15	83-86	@Boston	L	44-13	3565
58	3/16	94-89	@New York	W	45-13	13,195
59	3/19	85-99	Minneapolis	L	45-14	4311
60	3/20	61-98	@Chicago	L	45-15	14,451

* = OT

1948-49 PLAYOFFS

Quarter finals (2-0)
March 22 Rochester 93 vs. St. Louis 64

Semifinals (0-2)
March 27 Rochester 79 vs. Minneapolis 80
March 29 Rochester 55 @ Minneapolis 67

FINAL STATISTICS

PLAYER	G.	FGM	FGA	PCT.	FTM	FTA	PCT.	AST.	PF	PTS.	AVG.
Arnie Risen	60	345	816	.423	305	462	.660	100	216	995	16.6
Bob Davies	60	317	871	.364	270	348	.776	321	197	904	15.1
Bobby Wanzer	60	202	533	.379	209	254	.823	186	132	613	10.2
William Holzman	60	225	691	.326	96	157	.611	149	93	546	9.1
Arnitz Johnson	60	156	375	.416	199	284	.701	80	247	511	8.5
Andrew Duncan	55	162	391	.414	83	135	.615	51	179	407	7.4
William Calhoun	56	146	408	.358	75	131	.573	125	97	367	6.6
Michael Novak	60	124	363	.342	72	124	.581	112	188	320	5.3
Francis Curran	57	61	168	.363	85	126	.675	78	118	207	3.6
Andrew Levane	36	55	193	.285	13	21	.619	39	37	123	3.4
Lionel Malamed (Roch. only)	9	12	31	.387	6	8	.750	6	9	30	3.3
Robert Fitzgerald	18	6	29	.207	7	10	.700	12	26	19	1.1
Royals	60	1811	4869	.372	1420	2060	.689	1259	1539	5042	84.0

1949-50 ROCHESTER ROYALS

1948-1957



51-17
TIED MINNEAPOLIS FOR THE CENTRAL DIVISION TITLE

Front row — from left to right, Bob Davies, Bobby Wanzer, Francis Curran, William Holzman, Frank Saul. **Back row —** William Calhoun, Arnitz Johnson, Michael Novak, Arnie Risen, Jack Coleman, Andrew Duncan.

G	DATE	SCORE	OPPONENT	W/L	REC.	ATT.
1	11/1	108-75	Sheboygan	W	1-0	3500
2	11/5	85-53	Philadelphia	W	2-0	4000
3	11/9	72-75*	@Chicago	L	2-1	5191
4	11/10	87-97	@Sheboygan	L	2-2	3000
5	11/12	94-73	New York	W	3-2	4200
6	11/15	93-81	Tri City	W	4-2	3200
7	11/19	96-64	Denver	W	5-2	3000
8	11/20	74-95	@St. Louis	L	5-3	2976
9	11/22	74-80	@Indianapolis	L	5-4	4500
10	11/23	90-71	@Waterloo	W	6-4	3045
11	11/26	120-95	Waterloo	W	7-4	3100
12	11/30	86-84	@Washington	W	8-4	2205
13	12/1	64-70	@Baltimore	L	8-5	1645
14	12/2	82-79	@Philadelphia	W	9-5	4000
15	12/3	99-77	Indianapolis	W	10-5	4500
16	12/4	80-95	@Minneapolis	L	10-6	6686
17	12/10	69-63	Syracuse	W	11-6	4100
18	12/13	81-65	@Denver	W	12-6	1300
19	12/15	66-69	@Fort Wayne	L	12-7	3340
20	12/16	71-80	@Chicago	L	12-8	3601
21	12/17	85-63	Chicago	W	13-8	4200
22	12/20	87-62	Minneapolis	W	14-8	4200
23	12/25	88-79	Boston	W	15-8	4054
24	12/26	83-80*	@New York	W	16-8	16,000
25	12/27	96-72	Washington	W	17-8	4190
26	12/29	97-79	Fort Wayne	W	18-8	4200
27	12/31	87-68	St. Louis	W	19-8	4055
28	1/3	83-79	Washington	W	20-8	4150
29	1/4	72-63	@Washington	W	21-8	1641
30	1/5	71-74	@Baltimore	L	21-9	1600
31	1/6	73-91	@Philadelphia	L	21-10	2500
32	1/7	85-68	Philadelphia	W	22-10	3880
33	1/8	75-73**	@St. Louis	W	23-10	2048
34	1/10	85-67	Baltimore	W	24-10	3500
35	1/14	83-77	Minneapolis	W	25-10	4210
36	1/15	73-85	@Minneapolis	L	25-11	6040
37	1/18	70-65	@Tri City	W	26-11	4856
38	1/19	81-78	@Anderson Duffey	W	27-11	4000
39	1/21	95-79	Anderson Duffey	W	28-11	4000
40	1/22	71-81	@New York	L	28-12	16,000
41	1/24	70-56	Baltimore	W	29-12	3500
42	1/26	72-76	@Syracuse	L	29-13	8731
43	1/28	82-75	Boston	W	30-13	3750
44	1/31	85-72	@Boston	W	31-13	2490
45	2/1	82-68	@Philadelphia	W	32-13	4467
46	2/2	69-79	@Baltimore	L	32-14	1300
47	2/4	82-78	Chicago	W	33-14	
48	2/5	73-65	@New York	W	34-14	16,000
49	2/7	90-84	St. Louis	W	35-14	3500
50	2/11	84-92	Fort Wayne	L	35-15	3700
51	2/12	74-76	@Fort Wayne	L	35-16	3800
52	2/14	83-74	@Chicago	W	36-16	5028
53	2/15	70-92	@Minneapolis	L	36-17	8456
54	2/17	81-73	@Boston	W	37-17	2386
55	2/18	94-73	Boston (Providence)	W	38-17	1753
56	2/19	105-92	New York	W	39-17	4000
57	2/21	84-76	Washington	W	40-17	3400
58	2/25	66-64	Minneapolis	W	41-17	4210
59	2/26	81-79	@St. Louis	W	42-17	1602
60	2/28	74-69	Chicago	W	43-17	3535
61	3/4	73-70	Fort Wayne	W	44-17	4000
62	3/5	65-60	@Fort Wayne	W	45-17	3800
63	3/9	78-59	Boston	W	46-17	3660
64	3/11	90-72	Philadelphia	W	47-17	3499
65	3/12	99-72	St. Louis	W	48-17	
66	3/15	93-64	@Washington	W	49-17	511
67	3/18	77-74	New York	W	50-17	3998
68	3/19	97-66	Baltimore	W	51-17	3750

* = OT

1949-50 PLAYOFFS

Semifinals (0-2)

March 23	Rochester	84	vs.	Fort Wayne	90
March 25	Rochester	78	@	Fort Wayne	79 (1 OT)

FINAL STATISTICS

PLAYER	G.	FGM	FGA	PCT.	FTM	FTA	PCT.	AST.	PF	PTS.	AVG.
Bob Davies	64	317	887	.357	261	347	.752	294	187	895	14.0
Bobby Wanzer	67	254	614	.414	283	351	.806	214	102	791	11.8
Arnie Risen	62	206	598	.344	213	321	.664	92	228	625	10.1
Jack Coleman	68	250	663	.377	90	121	.744	153	223	590	8.7
William Calhoun	62	207	549	.377	146	203	.719	115	100	560	9.0
William Holzman	68	206	625	.330	144	210	.686	200	67	556	8.2
Arnitz Johnson	68	149	376	.396	200	294	.680	141	260	498	7.3
Francis Curran	66	98	235	.417	199	241	.826	71	113	395	6.0
Andrew Duncan	67	125	289	.433	60	108	.556	42	160	310	4.6
Frank Saul	49	74	183	.404	34	47	.723	28	33	182	3.7
Edward Mikan (Roch. only)	44	58	194	.299	47	62	.758	28	95	163	3.7
Price Brookfield	7	11	23	.478	12	13	.923	1	7	34	4.9
Mike Novak* (Roch. only)	5	1	11	.091	1	1	1.000	4	10	3	0.6
Royals	68	1956	5247	.373	1690	2319	.729	1383	1585	5599	82.4

* Did not finish season with team

1950-51 ROCHESTER ROYALS

1948-1957



41-27
2ND - WESTERN DIVISION
NBA CHAMPIONS

Coach Lester Harrison at bottom right with, **front row — from left to right,** Bob Davies, Bobby Wanzer, William Holzman, Paul Noel, Frank (Pep) Saul. **Back Row — from left to right,** Bill Calhoun, Joe McNamee, Arnie Risen, Jack Coleman, Arnitz Johnson.

G	DATE	SCORE	OPPONENT	W/L	REC.	ATT.
1	10/31	78-70	Washington	W	1-0	2184
2	11/4	95-71	Fort Wayne	W	2-0	2783
3	11/11	86-77	Tri Cities	W	3-0	2811
4	11/12	79-82*	@Tri Cities	L	3-1	3220
5	11/15	85-89	@Fort Wayne	L	3-2	3200
6	11/18	77-86**	Minneapolis	L	3-3	3555
7	11/19	77-90	@Minneapolis	L	3-4	6777
8	11/21	79-91	@Indianapolis	L	3-5	4051
9	11/23	71-89	@Philadelphia	L	3-6	5154
10	11/25	90-82	Boston	W	4-6	2790
11	11/28	87-71	Washington	W	5-6	1900
12	11/29	72-71	@Washington	W	6-6	675
13	11/30	74-79	@New York	L	6-7	4500
14	12/2	94-72	Indianapolis	W	7-7	3433
15	12/3	79-80	@Fort Wayne	L	7-8	3800
16	12/6	74-70	@Baltimore	W	8-8	1450
17	12/7	76-69	@Syracuse	W	9-8	4550
18	12/10	99-84	Philadelphia	W	10-8	3600
19	12/12	102-87	Baltimore	W	11-8	1923
20	12/13	82-72	@Minneapolis	W	12-8	5109
21	12/16	75-79*	Syracuse	L	12-9	4044
22	12/17	75-88	@Boston	L	12-10	5542
23	12/20	94-76	@Washington	W	13-10	715
24	12/23	77-65	Fort Wayne	W	14-10	3140
25	12/25	90-77	Boston	W	15-10	2972
26	12/27	74-68	@Fort Wayne	W	16-10	3600
27	12/28	75-67	Minneapolis	W	17-10	4195
28	12/30	91-77	Washington	W	18-10	2100
29	1/1	91-88*	New York	W	19-10	3400
30	1/6	73-75 5OT	Indianapolis	L	19-11	3790
31	1/7	57-69	@Minneapolis	L	19-12	7346
32	1/9	77-59	@Indianapolis	W	20-12	4908
33	1/10	80-78*	@Baltimore	W	21-12	1400
34	1/11	79-82	@Philadelphia	L	21-13	3500
35	1/13	99-78	Fort Wayne	W	22-13	3100
36	1/14	63-92	@Syracuse	L	22-14	7273
37	1/16	97-89	Tri Cities	W	23-14	2000
38	1/18	96-87	@Syracuse	W	24-14	5384
39	1/20	87-101	Philadelphia	L	24-15	3400
40	1/21	83-88*	@New York	L	24-16	6986
41	1/23	102-92 4OT	New York	W	25-16	3222
42	1/27	85-83	Syracuse	W	26-16	4200
43	1/28	88-93	@Fort Wayne	L	26-17	3600
44	1/30	95-90	Baltimore	W	27-17	1909
45	2/1	63-68	@Indianapolis	L	27-18	2074
46	2/3	65-61	Philadelphia	W	28-18	3258
47	2/4	81-84	@Tri Cities	L	28-19	3350
48	2/6	76-78	@Indianapolis	L	28-20	2617
49	2/8	58-69	@Minneapolis	L	28-21	6112
50	2/10	98-90	Tri Cities	W	29-21	1729
51	2/11	77-93	@Boston	L	29-22	6006
52	2/14	65-81	@New York	L	29-23	500
53	2/17	87-82	Minneapolis	W	30-23	4206
54	2/18	83-89	@Tri Cities	L	30-24	3550
55	2/20	105-89	Baltimore	W	31-24	2210
56	2/22	90-98	@Philadelphia	L	31-25	
57	2/24	99-89	Tri Cities	W	32-25	1866
58	2/25	82-78	@Tri Cities	W	33-25	3810
59	2/27	100-90	New York	W	34-25	2210
60	2/28	89-79	Fort Wayne	W	35-25	
61	3/6	90-79	Minneapolis	W	36-25	3780
62	3/7	91-84	@Indianapolis	W	37-25	2461
63	3/8	107-86	Syracuse	W	38-25	3500
64	3/10	88-95	Indianapolis	L	38-26	2000
65	3/13	111-107**	@Boston	W	39-26	4361
66	3/15	87-93	@Baltimore	L	39-27	1225
67	3/17	114-89	Boston	W	40-27	
68	3/18	91-79	Indianapolis	W	41-27	

* = OT

1950-51 PLAYOFFS

Semifinals - Royals defeat Fort Wayne, 2-1

March 20	Rochester	110	vs.	Fort Wayne	81
March 22	Rochester	78	@	Fort Wayne	83
March 24	Rochester	97	vs.	Fort Wayne	78

Division Finals - Rochester defeats Minneapolis, 3-1

March 29	Rochester	73	@	Minneapolis	76
March 31	Rochester	70	@	Minneapolis	66
April 1	Rochester	83	vs.	Minneapolis	70
April 3	Rochester	80	vs.	Minneapolis	75

Championship - Rochester defeats New York, 4-3

April 7	Rochester	92	vs.	New York	65
April 8	Rochester	99	vs.	New York	84
April 11	Rochester	78	@	New York	71
April 13	Rochester	73	@	New York	79
April 15	Rochester	89	vs.	New York	92
April 18	Rochester	73	@	New York	80
April 21	Rochester	79	vs.	New York	75

FINAL STATISTICS

PLAYER	G.	FGM	FGA	PCT.	FTM	FTA	PCT.	REB.	AST.	PF	DQ	PTS.	AVG.
Arnie Risen	66	377	940	.401	323	440	.734	795	158	278	9	1077	16.3
Bob Davies	63	326	877	.372	303	381	.795	197	287	208	7	955	15.2
Jack Coleman	67	315	749	.421	134	172	.779	584	197	193	4	764	11.4
Bobby Wanzer	68	252	628	.401	232	273	.850	232	181	129	0	736	10.8
Arnitz Johnson	68	185	403	.459	269	371	.725	449	175	290	11	639	9.4
William Calhoun	66	175	506	.346	161	228	.706	199	99	87	1	511	7.7
William Holzman	68	183	561	.326	130	179	.726	152	147	94	0	496	7.3
Frank Saul	65	105	310	.339	72	105	.686	84	68	85	0	282	4.3
Paul Noel	52	49	174	.282	32	45	.711	81	34	61	1	130	2.5
Joseph McNamee	60	48	167	.287	27	42	.643	101	18	88	2	123	2.1
Ed Mikan*(Roch. only)	10	17	62	.274	9	12	.750	60	2	21	0	43	4.3
Royals	68	2032	5377	.378	1692	2248	.753	3015	1368	1534	35	5746	84.6

*Did not finish season with team

1951-52 ROCHESTER ROYALS

1948-1957



41-25
WESTERN DIVISION CHAMPIONS

Front Row — from left to right, Sam Ranzino, Bob Davies, Ray Ragelis, William Holzman, Bobby Wanzer. **Back Row — from left to right,** Arnitz Johnson, Joe McNamee, Arnie Risen Jack Coleman, Marion Spears.

G	DATE	SCORE	OPPONENT	W/L	REC.	ATT.
1	11/1	101-97	Baltimore	W	1-0	2316
2	11/3	74-93	Minneapolis	L	1-1	3306
3	11/10	100-89	Indianapolis	W	2-1	2403
4	11/11	80-78	New York	W	3-1	2980
5	11/13	91-75	@Milwaukee	W	4-1	2875
6	11/17	86-72	Philadelphia	W	5-1	2688
7	11/18	76-71*	@Fort Wayne	W	6-1	3500
8	11/20	65-69**	@Indianapolis	L	6-2	3350
9	11/22	65-70**	@Minneapolis	L	6-3	8912
10	11/24	74-63	Fort Wayne	W	7-3	2332
11	11/25	73-75	@Milwaukee	L	7-4	10,251
12	11/27	77-73	Milwaukee	W	8-4	1766
13	11/29	78-74	@New York	W	9-4	6837
14	12/1	71-66	Milwaukee	W	10-4	2895
15	12/2	81-79	@Syracuse	W	11-4	7438
16	12/3	77-70	@Baltimore	W	12-4	1375
17	12/4	80-96	@Philadelphia	L	12-5	2500
18	12/8	75-95	Syracuse	L	12-6	4022
19	12/9	84-86	@Fort Wayne	L	12-7	3700
20	12/15	75-66	Indianapolis	W	13-7	2909
21	12/16	99-95	Baltimore	W	14-7	
22	12/18	94-68	@Milwaukee	W	15-7	4221
23	12/20	69-54	@Fort Wayne	W	16-7	2500
24	12/22	105-89	Philadelphia	W	17-7	2770
25	12/25	87-78	Indianapolis	W	18-7	1712
26	12/27	98-85	New York	W	19-7	1450
27	12/29	75-61	Fort Wayne	W	20-7	3030
28	12/31	73-77	Indianapolis (NY)	L	20-8	14,189
29	1/1	106-91	Boston	W	21-8	3328
30	1/5	103-94	Philadelphia	W	22-8	2190
31	1/6	80-91	@Boston	L	22-9	6883
32	1/8	74-107	@New York	L	22-10	5247
33	1/11	83-85	@Philadelphia	L	22-11	2000
34	1/12	76-88	Fort Wayne	L	22-12	
35	1/13	97-70	New York	W	23-12	1680
36	1/19	96-85	Minneapolis	W	24-12	4206
37	1/20	81-91**	@Minneapolis	L	24-13	8972
38	1/21	78-76	Milw. (Moline, IL)	W	25-13	300
39	1/22	65-68	@Indianapolis	L	25-14	4417
40	1/24	90-94	@Fort Wayne	L	25-15	3000
41	1/26	104-71	Fort Wayne	W	26-15	
42	1/27	102-95	Indianapolis	W	27-15	3180
43	2/2	100-79	Milwaukee	W	28-15	2220
44	2/3	75-77	@Minneapolis	L	28-16	9189
45	2/7	75-86	@Minneapolis	L	28-17	9136
46	2/9	104-100	Boston	W	29-17	3366
47	2/10	111-97	@Boston	W	30-17	5622
48	2/12	86-75	@Philadelphia	W	31-17	2500
49	2/13	91-96	@Baltimore	L	31-18	1550
50	2/14	78-76	@Syracuse	W	32-18	6502
51	2/16	92-84	Syracuse	W	33-18	4200
52	2/17	100-92	Indianapolis	W	34-18	2033
53	2/23	73-83	Minneapolis	L	34-19	4208
54	2/24	124-100	Baltimore	W	35-19	1816
55	2/26	99-67	Milwaukee	W	36-19	1400
56	2/28	72-91	Bos. (Raleigh, NC)	L	36-20	12,500
57	3/1	98-83	Syracuse	W	37-20	4150
58	3/2	72-76	@Syracuse	L	37-21	7529
59	3/3	96-99	@Baltimore	L	37-22	
60	3/4	90-92*	@New York	L	37-23	13,430
61	3/6	77-74	Milwaukee	W	38-23	3000
62	3/8	94-92*	Minneapolis	W	39-23	4200
63	3/9	90-96	@Minneapolis	L	39-24	8291
64	3/11	82-81	@Indianapolis	W	40-24	3627
65	3/13	86-84	@Fort Wayne	W	41-24	3440
66	3/15	106-118	Boston	L	41-25	4040

* = OT

1951-52 PLAYOFFS

Semifinals (2-0)

March 18	Rochester	95	vs.	Fort Wayne	78
March 20	Rochester	92	@	Fort Wayne	86

Division Finals (1-3)

March 29	Rochester	88	vs.	Minneapolis	78
March 30	Rochester	78	vs.	Minneapolis	83
April 5	Rochester	67	@	Minneapolis	77
April 6	Rochester	80	@	Minneapolis	82

FINAL STATISTICS

PLAYER	G.	FGM	FGA	PCT.	FTM	FTA	PCT.	REB.	AST.	PF	DQ	PTS.	AVG.
Bob Davies	65	379	990	.383	294	379	.776	189	390	269	10	1052	16.2
Bobby Wanzer	66	328	772	.425	377	417	.904	333	262	201	5	1033	15.7
Arnie Risen	66	365	926	.394	302	431	.701	841	150	258	3	1032	15.6
Jack Coleman	66	308	742	.415	120	169	.710	692	208	218	7	736	11.2
Arnitz Johnson	66	178	411	.433	301	387	.778	404	182	259	9	657	10.0
Marion Spears	66	225	570	.395	116	152	.763	303	163	225	8	566	8.6
William Holzman	65	104	372	.280	61	85	.718	106	115	95	1	269	4.1
Alex Hannum (Roch. only)	35	71	188	.378	45	60	.750	143	67	145	8	187	5.3
Sam Ranzino	39	30	90	.333	26	37	.703	39	25	63	2	86	2.2
Ray Ragelis	51	25	96	.260	18	29	.621	76	31	62	1	68	1.3
Joe McNamee* (Roch. only)	24	27	89	.303	12	20	.600	55	16	43	2	66	2.8
Paul Noel	8	2	9	.222	2	3	.667	4	3	6	0	6	0.8
Royals	66	2014	5172	.389	1661	2150	.773	3373	1590	1804	62	5689	86.2

*Did not finish season with team

1952-53 ROCHESTER ROYALS

1948-1957



44-26
WESTERN DIVISION RUNNER-UP

Front row — from left to right, Bob Davies, Jack McMahon, Marion Spears, Bobby Wanzer, William Holzman. **Back row — from left to right,** Cal Christensen, Alex Hannum, Arnie Risen, Jack Coleman, Arnitz Johnson.

G	DATE	SCORE	OPPONENT	W/L	REC.	ATT.
1	11/1	94-82	Fort Wayne	W	1-0	2779
2	11/6	84-64	@Fort Wayne	W	2-0	3300
3	11/7	65-63	@Indianapolis	W	3-0	3403
4	11/8	99-96****	Indianapolis	W	4-0	2100
5	11/9	75-78	@Milwaukee	L	4-1	3216
6	11/11	104-94	New York	W	5-1	1800
7	11/13	97-79	Milwaukee (NY)	W	6-1	11,213
8	11/15	97-89	Minneapolis	W	7-1	3836
9	11/16	87-96	@Boston	L	7-2	2723
10	11/22	69-65	Milwaukee	W	8-2	1178
11	11/23	100-102	Boston	L	8-3	2507
12	11/25	106-89	Baltimore	W	9-3	1155
13	11/27	79-86	@Syracuse	L	9-4	6035
14	11/29	83-71	Minneapolis	W	10-4	3742
15	11/30	91-88	@Milwaukee	W	11-4	
16	12/2	76-85	@Indianapolis	L	11-5	2238
17	12/6	82-79	Indianapolis	W	12-5	1566
18	12/7	94-92	Philadelphia	W	13-5	1889
19	12/9	77-75	@New York	W	14-5	7850
20	12/10	99-97*	@Baltimore	W	15-5	
21	12/11	86-98	@Philadelphia	L	15-6	
22	12/13	97-99*	New York	L	15-7	2100
23	12/14	77-95	@Minneapolis	L	15-8	4530
24	12/16	84-71	@Indianapolis	W	16-8	2470
25	12/20	92-89	Fort Wayne	W	17-8	1908
26	12/21	83-65	Indianapolis (NY)	W	18-8	7846
27	12/25	93-78	@Philadelphia	W	19-8	6000
28	12/27	94-73	Indianapolis	W	20-8	2514
29	12/30	106-93	Syracuse	W	21-8	3603
30	12/31	82-74	Mil. (Fort Wayne)	W	22-8	
31	1/1	81-83*	Boston	L	22-9	2890
32	1/3	106-101	Fort Wayne	W	23-9	2617
33	1/4	80-83*	@Minneapolis	L	23-10	5107
34	1/6	85-69	Minneapolis (Mil.)	W	24-10	3663
35	1/8	85-88*	Boston (NY)	L	24-11	9806
36	1/10	89-81	Milwaukee	W	25-11	2562
37	1/11	79-83**	@Milwaukee	L	25-12	2800
38	1/15	85-109	@Syracuse	L	25-13	4496
39	1/17	109-101	Minneapolis	W	26-13	3983
40	1/18	87-90	@Fort Wayne	L	26-14	5892
41	1/20	59-70	@Indianapolis	L	26-15	3403
42	1/21	89-82	@Baltimore	W	27-15	2149
43	1/24	82-107	Syracuse	L	27-16	3998
44	1/27	72-74	New York	L	27-17	2369
45	1/30	70-68*	Fort Wayne (Mil.)	W	28-17	6651
46	1/31	103-83	Philadelphia	W	29-17	1700
47	2/1	109-86	@Boston	W	30-17	9736
48	2/2	80-78*	Mil. (Buffalo)	W	31-17	2000
49	2/3	109-82	Baltimore	W	32-17	1111
50	2/5	79-83*	@Syracuse	L	32-18	3312
51	2/7	87-72	Minneapolis	W	33-18	3860
52	2/8	82-85*	@Milwaukee	L	33-19	4045
53	2/10	101-85	Philadelphia	W	34-19	1000
54	2/14	81-72	Milwaukee	W	35-19	2113
55	2/15	84-72	@Fort Wayne	W	36-19	6005
56	2/17	78-88	Fort Wayne	L	36-20	1746
57	2/19	87-107	@Minneapolis	L	36-21	6121
58	2/21	84-73	Syracuse	W	37-21	3012
59	2/24	80-91	Fort Wayne	L	37-22	1000
60	2/25	79-71*	NY (Boston)	W	38-22	6000
61	2/28	92-85	Boston	W	39-22	4061
62	3/3	88-109	@New York	L	39-23	10,027
63	3/4	81-77	@Baltimore	W	39-23	2320
64	3/5	69-78	Phi. (Trenton, NJ)	L	40-24	3600
65	3/7	84-82	Minneapolis	W	41-24	3563
66	3/8	71-69	@Fort Wayne	W	42-24	
67	3/10	61-59	@Indianapolis	W	43-24	3782
68	3/12	77-89	@Minneapolis	L	43-25	6745
69	3/14	82-90	Indianapolis	L	43-26	3160
70	3/17	105-87	Baltimore	W	44-26	1863

* = OT

1952-53 PLAYOFFS

Semifinals (1-2)

March 20	Rochester	77	vs.	Fort Wayne	84
March 22	Rochester	83	@	Fort Wayne	71
March 24	Rochester	65	vs.	Fort Wayne	67

FINAL STATISTICS

PLAYER	G.	MIN.	FGM	FGA	PCT.	FTM	FTA	PCT.	REB.	AST.	PF	DQ	PTS.	AVG.
Bob Davies	66	2216	339	880	.385	351	466	.753	195	280	261	7	1029	15.6
Bobby Wanzer	70	2577	318	866	.367	384	473	.812	351	252	206	7	1020	14.6
Arnie Risen	68	2288	295	802	.368	294	429	.685	745	135	274	10	884	13.0
Jack Coleman	70	2625	314	748	.420	135	208	.649	774	231	245	12	763	10.9
Marion Spears	62	1414	198	494	.401	199	243	.819	251	113	227	15	595	9.6
Arnitz Johnson	70	1984	140	369	.379	303	405	.748	419	153	282	14	583	8.3
Jack McMahon	70	1665	176	534	.330	155	236	.657	183	186	253	16	507	7.2
Alex Hannum	68	1288	129	360	.358	88	133	.662	279	81	258	18	346	5.1
Cal Christensen	59	777	72	230	.313	68	114	.596	199	54	148	6	212	3.6
William Holzman	46	392	38	149	.255	27	38	.711	40	35	56	2	103	2.2
Royals	70	14966	2019	5432	.372	2005	2747	.730	3625	1520	2210	107	6043	86.3

BACK TO TABLE OF CONTENTS

1953-54 ROCHESTER ROYALS



1948-1957

44-28
2ND - WESTERN DIVISION

Front row — from left to right, Jack McMahon, Bob Davies, Bobby Wanzer, Al Masino, Cal Christensen. **Back row — from left to right**, Marion Spears, Jack Coleman, Arnie Risen, Alex Hannum, Norman Swanson.

G	DATE	SCORE	OPPONENT	W/L	REC.	ATT.
1	10/31	72-68	Baltimore (NY)	W	1-0	16,128
2	11/1	80-72	@Baltimore	W	2-0	1841
3	11/7	91-76	Fort Wayne	W	3-0	1459
4	11/8	66-85	@Syracuse	L	3-1	2708
5	11/10	64-66	Philadelphia	L	3-2	1100
6	11/14	98-91***	Minneapolis	W	4-2	
7	11/15	65-68	@Fort Wayne	L	4-3	4377
8	11/17	92-73	Boston (Buffalo)	W	5-3	6200
9	11/19	79-69	Mil. (Syracuse)	W	6-3	2536
10	11/20	81-63	@Milwaukee	W	7-3	2316
11	11/21	70-76	@Minneapolis	L	7-4	4782
12	11/22	82-83	@Fort Wayne	L	7-5	7295
13	11/24	80-89	Syracuse	L	7-6	1700
14	11/26	80-75*	@New York	W	8-6	
15	11/28	90-95*	@New York	L	8-7	16,543
16	11/29	64-69	New York	L	8-8	1486
17	12/1	92-69	Fort Wayne	W	9-8	1630
18	12/5	72-65	Baltimore	W	10-8	1100
19	12/8	97-79	Boston	W	11-8	1282
20	12/12	90-85	Syracuse	W	12-8	1660
21	12/13	87-70	Min. (Fort Wayne)	W	13-8	9306
22	12/15	76-64	Milwaukee	W	14-8	1000
23	12/17	91-79	Phi. (Cleveland)	W	15-8	7500
24	12/19	78-91	Minneapolis	L	15-9	
25	12/25	73-65	@Philadelphia	W	16-9	
26	12/26	77-78	New York	L	16-10	
27	12/27	72-98	@Boston	L	16-11	5491
28	12/29	96-77	Baltimore	W	17-11	2000
29	12/31	81-86	@Syracuse	L	17-12	
30	1/1	79-76	Philadelphia	W	18-12	1379
31	1/2	77-76*	Fort Wayne	W	19-12	
32	1/5	85-84	Min. (Chicago)	W	20-12	16,792
33	1/7	71-89	@Minneapolis	L	20-13	5077
34	1/9	87-88	New York	L	20-14	
35	1/10	69-81	@New York	L	20-15	9452
36	1/12	78-73	Milwaukee	W	21-15	990
37	1/16	93-95***	Syracuse	L	21-16	
38	1/17	81-84	@Syracuse	L	21-17	
39	1/19	73-67	Fort Wayne (Mil.)	W	22-17	3010
40	1/23	71-61	Philadelphia	W	23-17	2000
41	1/24	93-85	@Boston	W	24-17	6093
42	1/26	71-74	NY (Buffalo)	L	24-18	4012
43	1/28	82-79	@Philadelphia	W	25-18	
44	1/30	95-70	Fort Wayne	W	26-18	2300
45	1/31	69-83	@Fort Wayne	L	26-19	5009
46	2/2	78-87	Minneapolis	L	26-20	2800
47	2/3	81-88	@Boston	L	26-21	8487
48	2/5	89-70	Fort Wayne (Mil.)	W	27-21	4227
49	2/6	81-104	Boston	L	27-22	3095
50	2/7	73-75	@Baltimore	L	27-23	3439
51	2/9	81-70	Milwaukee	W	28-23	800
52	2/10	62-61	@Milwaukee	W	29-23	2944
53	2/11	79-68	Mil. (St. Paul,MN)	W	30-23	4151
54	2/13	81-78	Syracuse	W	31-23	1706
55	2/14	77-105	@Minneapolis	L	31-24	5301
56	2/16	79-85	Min. (Hibbing, MN)	L	31-25	5500
57	2/20	66-64	Milwaukee	W	32-25	1503
58	2/23	93-77	Boston (NY)	W	33-25	16,923
59	2/24	79-64	@Baltimore	W	34-25	1200
60	2/25	102-86	Baltimore (Phi.)	W	35-25	3662
61	2/27	74-75	Boston	L	35-26	3110
62	2/28	91-85	@Syracuse	W	36-26	3109
63	3/2	71-64	Fort Wayne (NY)	W	37-26	14,048
64	3/4	85-78	@Philadelphia	W	38-26	2500
65	3/5	66-70	New York (Boston)	L	38-27	13,909
66	3/6	74-59	Minneapolis	W	39-27	3700
67	3/7	91-88	@New York	W	40-27	8727
68	3/9	70-61	Min. (Indianapolis)	W	41-27	4106
69	3/10	84-69	Mil. (Omaha)	W	42-27	1500
70	3/11	95-80	@Fort Wayne	W	43-27	4385
71	3/13	77-76	Philadelphia	W	44-27	1800
72	3/14	53-91	@Milwaukee	L	44-28	6642

* = OT

1953-54 PLAYOFFS

Division

March 16	Rochester	82	vs.	Fort Wayne	75

Round Robin (2-1)

March 17	Rochester	88	@	Minneapolis	109
March 21	Rochester	89	@	Fort Wayne	71

Division Finals (1-2)

March 24	Rochester	76	@	Minneapolis	89
March 27	Rochester	74	vs.	Minneapolis	73
March 28	Rochester	72	@	Minneapolis	82

FINAL STATISTICS

PLAYER	G.	MIN.	FGM	FGA	PCT.	FTM	FTA	PCT.	REB.	AST.	PF	DQ	PTS.	AVG.
Bobby Wanzer	72	2538	322	835	.386	314	428	.734	392	254	171	2	958	13.3
Arnie Risen	72	2385	321	872	.368	307	430	.714	728	120	284	9	949	13.2
Bob Davies	72	2137	288	777	.371	311	433	.718	194	323	224	4	887	12.3
Jack McMahon	71	1891	250	691	.362	211	303	.696	211	238	221	6	711	10.0
Jack Coleman	71	2377	289	714	.405	108	181	.597	589	158	201	3	686	9.7
Marion Spears	72	1633	184	505	.364	183	238	.769	310	109	211	5	551	7.7
Alex Hannum	72	1707	175	503	.348	102	164	.622	350	105	279	11	452	6.3
Cal Christensen	70	1654	137	395	.347	138	261	.529	395	107	196	1	412	5.9
Norman Swanson	63	611	31	137	.226	38	64	.594	110	33	91	3	100	1.6
Al Masino* (Roch. only)	11	80	12	30	.400	13	25	.520	12	10	20	0	37	3.4
Frank Reddout	7	18	5	6	.833	3	4	.750	9	0	6	0	13	1.9
Royals	72	17325	2010	5451	.369	1722	2518	.684	3494	1454	1904	44	5735	79.8

*Did not finish season with team

1954-55 ROCHESTER ROYALS



1948-1957

29-43
3RD - WESTERN DIVISION

Front row — from left to right, Marion Spears, Bob Davies, Jack McMahon, Bobby Wanzer, Boris Nachamkin. **Back row —** Cal Christensen, Jack Coleman, Arnie Risen, Art Spoelstra, Thomas Marshall, Head Coach Les Harrison

G	DATE	SCORE	OPPONENT	W/L	REC.	ATT.
1	10/30	98-95	Boston	W	1-0	
2	11/7	84-109	@Fort Wayne	L	1-1	3057
3	11/10	90-86	Milwaukee	W	2-1	995
4	11/11	78-79	@New York	L	2-2	11,480
5	11/13	98-103	Fort Wayne	L	2-3	2100
6	11/16	98-99	@Boston	L	2-4	12,796
7	11/20	79-80	Syracuse	L	2-5	
8	11/21	78-89	@Fort Wayne	L	2-6	3211
9	11/24	90-87*	@Milwaukee	W	3-6	3026
10	11/25	84-95	@Minneapolis	L	3-7	3542
11	11/27	107-101	Boston	W	4-7	2600
12	12/1	96-101	Fort Wayne	L	4-8	1433
13	12/2	78-82	@Syracuse	L	4-9	2028
14	12/4	102-110	@Boston	L	4-10	6210
15	12/5	97-96	@Fort Wayne	W	5-10	4500
16	12/7	93-95	Boston (New York)	L	5-11	10,825
17	12/8	105-78	Syracuse	W	6-11	905
18	12/11	83-91	Minneapolis	L	6-12	1900
19	12/12	74-86	Mil. (Endicott, NY)	L	6-13	1700
20	12/15	99-97*	Min. (Buffalo)	W	7-13	958
21	12/18	86-87	Fort Wayne	L	7-14	2300
22	12/19	92-79	Phi. (New York)	W	8-14	12,846
23	12/25	80-73	Fort Wayne	W	9-14	2103
24	12/26	82-84	Syracuse (NY)	L	9-15	14,813
25	12/29	93-89	New York	W	10-15	2600
26	1/1	96-92	Philadelphia	W	11-15	2098
27	1/2	102-100	@Minneapolis	W	12-15	2391
28	1/4	80-92	@Milwaukee	L	12-16	7762
29	1/5	103-85	New York	W	13-16	1878
30	1/6	83-90	Fort Wayne (NY)	L	13-17	10,845
31	1/8	91-88	Milwaukee	W	14-17	2678
32	1/9	92-98	@Boston	L	14-18	
33	1/11	90-93	Mil. (Fort Wayne)	L	14-19	5500
34	1/12	88-102	Minneapolis	L	14-20	1700
35	1/15	93-90	Minneapolis	W	15-20	2200
36	1/16	85-90	@Syracuse	L	15-21	2696
37	1/20	83-98	NY (Hershey, PA)	L	15-22	4000
38	1/22	121-110	Boston	W	16-22	
39	1/23	84-105	@Fort Wayne	L	16-23	6653
40	1/24	97-86	Mil. (Louisville)	W	17-23	5051
41	1/25	107-104	NY (Buffalo)	W	18-23	1874
42	1/26	96-94	New York	W	19-23	1584
43	1/29	98-92	Boston (Phi.)	W	20-23	5000
44	1/30	87-85	Philadelphia	W	21-23	
45	1/31	80-100	@Milwaukee	L	21-24	8169
46	2/2	84-74	Fort Wayne	W	22-24	2123
47	2/3	88-87	Mil. (Fort Wayne)	W	23-24	
48	2/4	101-109	@Philadelphia	L	23-25	2011
49	2/5	88-94	Syracuse	L	23-26	
50	2/6	75-92	@Fort Wayne	L	23-27	3003
51	2/9	74-75	Milwaukee	L	23-28	1367
52	2/11	91-83	Fort Wayne (Phi.)	W	24-28	
53	2/12	95-96	Minneapolis	L	24-29	1904
54	2/13	87-88	@Syracuse	L	24-30	4172
55	2/15	72-79	Phi. (Toledo)	L	24-31	1525
56	2/16	113-114	Phi. (Buffalo)	L	24-32	2568
57	2/17	96-98	Phi. (Saratoga Spr., NY)	L	24-33	
58	2/18	73-78	Phi. (New Haven, CT)	L	24-34	2000
59	2/19	78-84	Milwaukee	L	24-35	
60	2/20	92-105	@Minneapolis	L	24-36	4841
61	2/21	110-112	Min. (Spencer, IA)	L	24-37	1500
62	2/22	87-71	@Milwaukee	W	25-37	2790
63	2/24	83-97	@Syracuse	L	25-38	3207
64	2/26	88-80	Philadelphia	W	26-38	2178
65	2/27	84-93	@Minneapolis	L	26-39	4808
66	3/3	83-76	Min. (Fort Wayne)	W	27-39	6787
67	3/4	92-95	NY (White Plains, NY)	L	27-40	
68	3/5	104-107*	Minneapolis	L	27-41	1500
69	3/6	96-101	@New York	L	27-42	8161
70	3/9	96-99	NY (White Plains, NY)	L	27-43	
71	3/12	100-97	Syracuse	W	28-43	2214
72	3/13	105-103	Boston	W	29-43	2932

* = OT

1954-55 PLAYOFFS

Semifinals (1-2)

March 16	Rochester	78	@	Minneapolis	82
March 18	Rochester	94	vs.	Minneapolis	92
March 19	Rochester	110	@	Minneapolis	119

FINAL STATISTICS

PLAYER	G.	MIN.	FGM	FGA	PCT.	FTM	FTA	PCT.	REB.	AST.	PF	DQ	PTS.	AVG.
Bobby Wanzer	72	2376	324	820	.395	294	374	.786	374	247	163	2	942	13.1
Jack Coleman	72	2482	400	866	.462	124	183	.678	729	232	201	1	924	12.8
Bob Davies	72	1870	326	785	.415	220	293	.751	205	355	220	2	872	12.1
Arnie Risen	69	1970	259	699	.371	279	375	.744	703	112	253	10	797	11.6
Marion Spears	71	1888	226	585	.386	220	271	.812	299	148	252	6	672	9.5
Jack McMahon	72	1807	251	721	.348	143	225	.636	211	246	179	1	645	9.0
Thomas Marshall	72	1337	223	505	.442	131	194	.675	256	111	99	0	577	8.0
Art Spoelstra	70	1127	159	399	.398	108	156	.692	285	58	170	2	426	6.1
Cal Christensen	71	1204	114	305	.374	124	206	.602	388	104	174	2	352	5.0
Don Henriksen (Roch. only)	56	1175	111	315	.352	86	130	.662	435	79	118	2	308	5.5
Boris Nachamkin	6	59	6	20	.300	8	13	.615	19	3	6	0	20	3.3
Royals	72	17280	2399	6020	.399	1737	2420	.718	3904	1695	1865	26	6535	90.8

1955-56 ROCHESTER ROYALS

1948-1957





31-41
4TH - WESTERN DIVISION

(ON LEFT) Forward MAURICE STOKES earned NBA Rookie of the Year honors in 1955-56, averaging a team-leading 16.8 ppg and 16.3 rpg (2nd in NBA).

(ON RIGHT) In only the fifth trade in franchise history, the Royals acquired forward DICK RICKETTS from the St. Louis Hawks midway through the 1955-56 campaign.

G	DATE	SCORE	OPPONENT	W/L	REC.
1	11/5	98-100*	New York	L	0-1
2	11/6	83-80	Syracuse	W	1-1
3	11/10	84-89	Phi. (New York)	L	1-2
4	11/12	84-79	Ft. Wayne (St. Louis)	W	2-2
5	11/13	91-94	NY (Fort Wayne)	L	2-3
6	11/19	90-91	Minneapolis	L	2-4
7	11/20	104-96	@Minneapolis	W	3-4
8	11/23	88-90*	@St. Louis	L	3-5
9	11/24	93-104	@Fort Wayne	L	3-6
10	11/27	103-104	Boston	L	3-7
11	11/30	87-76	Fort Wayne	W	4-7
12	12/3	78-89	St. Louis	L	4-8
13	12/4	107-84	Philadelphia	W	5-8
14	12/6	105-116	@New York	L	5-9
15	12/7	92-79	Minneapolis	W	6-9
16	12/9	109-108	Boston (Phi.)	W	7-9
17	12/10	117-116*	Fort Wayne	W	8-9
18	12/11	93-91	St. Louis	W	9-9
19	12/13	117-109	St. Louis (PA)	W	10-9
20	12/16	97-100*	St. Louis (Mil.)	L	10-10
21	12/17	92-94	@Minneapolis	L	10-11
22	12/18	85-86	@St. Louis	L	10-12
23	12/20	92-96	Philadelphia	L	10-13
24	12/25	96-111	@Syracuse	L	10-14
25	12/26	93-91	Syracuse	W	11-14
26	12/27	91-80	Syracuse (NY)	W	12-14
27	12/28	91-113	New York	L	12-15
28	12/29	75-83	@Fort Wayne	L	12-16
29	12/31	100-112	Boston	L	12-17
30	1/1	101-92	@New York	W	13-17
31	1/3	100-130	Phi. (New Haven, CT)	L	13-18
32	1/4	86-88	Fort Wayne	L	13-19
33	1/7	103-98	Minneapolis	W	14-19
34	1/8	111-109	@Boston	W	15-19
35	1/11	94-97	Philadelphia	L	15-20
36	1/12	94-123	@Philadelphia	L	15-21
37	1/13	98-90	St. Louis (Boston)	W	16-21
38	1/14	102-93	Syracuse	W	17-21
39	1/15	88-99	@Syracuse	L	17-22
40	1/17	107-112	@New York	L	17-23
41	1/19	108-103	New York	W	18-23
42	1/20	97-90	St. Louis (NY)	W	19-23
43	1/22	93-111	@Fort Wayne	L	19-24
44	1/25	106-114	@St. Louis	L	19-25
45	1/27	111-93	NY (Boston)	W	20-25
46	1/28	119-126	Boston	L	20-26
47	1/29	103-112	@Boston	L	20-27
48	1/31	86-92	Min. (St. Louis)	L	20-28
49	2/1	83-77	Syracuse	W	21-28
50	2/2	89-97	@Syracuse	W	21-29
51	2/3	105-96	@Philadelphia	W	22-29
52	2/4	83-69	Boston	W	23-29
53	2/5	121-109	@Minneapolis	W	24-29
54	2/8	97-102	New York	L	24-30
55	2/11	97-93	Fort Wayne	W	25-30
56	2/12	74-101	@Syracuse	L	25-31
57	2/14	79-110	Min. (St. Louis)	L	25-32
58	2/17	81-93	@Fort Wayne	L	25-33
59	2/18	99-119	Minneapolis	L	25-34
60	2/19	93-100	@Minneapolis	L	25-35
61	2/21	106-102	Fort Wayne (NY)	W	26-35
62	2/22	110-109	St. Louis	W	27-35
63	2/25	72-97	Fort Wayne	L	27-36
64	2/26	100-111	@Boston	L	27-37
65	2/28	113-97	Boston (NY)	W	28-37
66	2/29	81-86	@Philadelphia	L	28-38
67	3/1	95-94	@St. Louis	W	29-38
68	3/3	94-90	Minneapolis	L	29-39
69	3/4	88-103	@Fort Wayne	L	30-39
70	3/7	89-96	St. Louis	L	30-40
71	3/10	111-96	Philadelphia	W	31-40
72	3/11	98-126	@Minneapolis	L	31-41

* = OT

FINAL STATISTICS

PLAYER	G.	MIN.	FGM	FGA	PCT.	FTM	FTA	PCT.	REB.	AST.	PF	DQ	PTS.	AVG.
Maurice Stokes	67	2323	403	1137	.354	319	447	.714	1094	328	276	11	1125	16.8
Jack Twyman	72	2186	417	987	.422	204	298	.685	466	171	239	4	1038	14.4
Ed Fleming	71	2028	306	824	.371	277	372	.745	489	197	178	1	889	12.5
Bobby Wanzer	72	1980	245	651	.376	259	360	.719	272	225	151	0	749	10.4
Art Spoelstra	72	1640	226	576	.392	163	238	.685	436	95	248	11	615	8.5
Richie Regan	72	1746	240	681	.352	85	133	.639	174	222	179	4	565	7.8
Don Meineke	69	1248	154	414	.372	181	232	.780	316	102	191	4	489	7.1
Jack Coleman* (Roch. only)	34	1369	195	473	.412	89	125	.712	344	147	121	1	479	14.1
Connie Simmons	68	903	144	428	.336	78	129	.605	235	82	142	2	366	5.4
Dick Ricketts (Roch. only)	39	1166	141	451	.313	83	117	.709	294	124	172	8	365	9.4
Jack McMahon* (Roch. only)	34	856	100	307	.326	55	90	.611	85	115	85	0	255	7.5
Chris Harris (Roch. only)	26	252	22	89	.247	16	27	.593	26	26	26	0	60	2.3
James Davis	3	16	0	6	.000	2	2	1.000	4	1	2	0	2	0.7
Royals	72	16433	2551	6890	.370	1798	2567	.700	4449	1747	1990	46	6900	95.8

*Did not finish season with team

1956-57 ROCHESTER ROYALS

1948-1957





31-41
4TH IN WESTERN DIVISION

(ON LEFT) Forward JACK TWYMAN made his first of six All-Star game appearances in 1957, registering three points and one assist in 17 minutes for the West squad.

(ON RIGHT) Guard JOHN McCARTHY averaged 6.6 ppg, 2.8 rpg, and 1.5 apg in playing all 72 games as a rookie with the Royals in 1956-57.

G	DATE	SCORE	OPPONENT	W/L	REC.	ATT.
1	10/27	88-85	Fort Wayne	W	1-0	3394
2	10/28	75-91	@Syracuse	L	1-1	3000
3	11/1	88-97	Min. (Johnstown, PA)	L	1-2	2506
4	11/3	85-95	Minneapolis	L	1-3	2764
5	11/4	87-88	@Minneapolis	L	1-4	5723
6	11/7	81-80	Philadelphia	W	2-4	5132
7	11/9	95-93	@Philadelphia	W	3-4	2211
8	11/10	90-76	Syracuse	W	4-4	
9	11/11	94-82	Min. (New York)	W	5-4	16,781
10	11/13	105-118	@St. Louis	L	5-5	3682
11	11/14	90-87	New York	W	6-5	4500
12	11/15	83-92	Phi. (Hershey, PA)	L	6-6	
13	11/17	86-108	@Boston	L	6-7	
14	11/18	87-101	Boston	L	6-8	2380
15	11/21	85-76	St. Louis	W	7-8	1865
16	11/22	102-104*	@Fort Wayne	L	7-9	4373
17	11/24	96-87	@New York	W	8-9	9805
18	11/25	95-93	New York	W	9-9	1897
19	11/27	90-82	Syracuse (NY)	W	10-9	8532
20	12/1	95-83	Minneapolis	W	11-9	2346
21	12/6	92-95	NY (Fort Wayne)	L	11-10	4108
22	12/8	92-91	Philadelphia	W	12-10	2531
23	12/9	101-100*	@Fort Wayne	W	13-10	3006
24	12/12	103-93	@Boston	W	14-10	6065
25	12/15	76-91	New York	L	14-11	7584
26	12/16	97-101	@Minneapolis	L	14-12	1984
27	12/20	103-105	Min. (NY)	L	14-13	1350
28	12/22	115-101	Minneapolis	W	15-13	2612
29	12/25	98-93	Syracuse	W	16-13	3169
30	12/26	93-99	Ft. Wayne (Boston)	L	16-14	12,500
31	12/27	92-97	Boston (Phi.)	L	16-15	11,000
32	12/29	95-88	Fort Wayne	W	17-15	2763
33	12/30	88-96	@New York	L	17-16	18,255
34	1/1	102-101*	St. Louis	W	18-16	1546
35	1/5	78-81	Philadelphia	L	18-17	2807
36	1/6	93-86	@St. Louis	W	19-17	5326
37	1/8	95-94	Phi. (New York)	W	20-17	15,128
38	1/10	93-112	@Philadelphia	L	20-18	4342
39	1/12	88-97	Syracuse	L	20-19	2849
40	1/13	85-91	@Syracuse	L	20-20	
41	1/16	106-108*	St. Louis	L	20-21	3573
42	1/19	83-97	Boston	L	20-22	6027
43	1/20	107-114	@Minneapolis	L	20-23	2734
44	1/23	99-107	Min. (Louisville)	L	20-24	
45	1/25	99-100	St. Louis (Boston)	L	20-25	9175
46	1/26	95-99	Syracuse	L	20-26	2688
47	1/27	83-107	@St. Louis	L	20-27	6748
48	1/30	80-92	NY (Boston)	L	20-28	7383
49	2/1	96-80	Ft. Wayne (Cincinn.)	W	21-28	6335
50	2/2	93-79	Fort Wayne	W	22-28	2192
51	2/3	108-110	Phi. (Camden, NJ)	L	22-29	3123
52	2/5	91-88	@New York	W	23-29	12,000
53	2/6	103-100	St. Louis	W	24-29	1837
54	2/9	103-102	Boston	W	25-29	4088
55	2/10	93-117	@St. Louis	L	25-30	10,452
56	2/13	82-85	New York	L	25-31	2316
57	2/14	104-95	@Syracuse	W	26-31	5221
58	2/16	84-87	Fort Wayne	L	26-32	2139
59	2/17	85-104	@Fort Wayne	L	26-33	3511
60	2/20	103-111	@Minneapolis	L	26-34	2008
61	2/22	105-110	Fort Wayne (Phi.)	L	26-35	9824
62	2/23	101-86	St. Louis	W	27-35	1949
63	2/24	93-109	@Syracuse	L	27-36	5664
64	2/26	77-92	Boston (NY)	L	27-37	10,546
65	2/27	90-76	Fort Wayne	W	28-37	2494
66	3/1	117-125	Min. (Boston)	L	28-38	10,448
67	3/2	96-87	Boston	W	29-38	2938
68	3/3	102-111	@Boston	L	29-39	9562
69	3/6	82-79	Philadelphia	W	30-39	2881
70	3/8	92-100	St. Louis (Ft. Wayne)	L	30-40	4322
71	3/10	96-100	@Fort Wayne	L	30-41	2358
72	3/13	104-99	St. Louis (Mil.)	W	31-41	5500

* = OT

FINAL STATISTICS

PLAYER	G.	MIN.	FGM	FGA	PCT.	FTM	FTA	PCT.	REB.	AST.	PF	DQ	PTS.	AVG.
Jack Twyman	72	2338	449	1023	.439	276	363	.760	354	123	251	4	1174	16.3
Maurice Stokes	72	2761	434	1249	.347	256	385	.665	1256	331	287	12	1124	15.6
Richard Ricketts	72	2114	299	869	.344	206	297	.694	437	127	307	12	804	11.2
Richie Regan	71	2100	257	780	.329	182	235	.774	205	222	179	1	696	9.8
David Piontek	71	1759	257	637	.403	122	183	.667	351	108	141	1	636	9.0
Art Spoelstra	69	1176	217	559	.388	88	120	.733	220	56	168	5	522	7.6
John McCarthy	72	1560	173	460	.376	130	193	.674	201	107	130	0	476	6.6
Robert Burrow	67	1028	137	366	.374	130	211	.616	293	41	165	2	404	6.0
Ed Fleming	51	927	109	364	.299	139	191	.728	183	81	94	0	357	7.0
Thomas Marshall	40	460	56	163	.344	47	58	.810	83	31	33	0	159	4.0
Sihugo Green	13	423	50	143	.350	49	69	.710	67	47	36	1	149	11.5
Bobby Wanzer	21	159	23	49	.469	36	46	.783	25	9	20	0	82	3.9
Royals	72	16805	2515	6807	.369	1698	2402	.707	4171	1298	1866	38	6728	93.4

BACK TO TABLE OF CONTENTS

1957-58 CINCINNATI ROYALS



1957-1972

33-39
3RD - WESTERN DIVISION

Front row — from left to right, Richie Regan, George King, Dick Duckett, Chet Forte, Jerry Paulson, John Maglio. **Back row — from left to right,** Head Coach Bobby Wanzer, Tom Marshall, Dave Piontek, Dick Ricketts, Clyde Lovellette, Maurice Stokes, Jim Paxson

G	DATE	SCORE	OPPONENT	W/L	REC.	ATT.
1	10/26	110-100	Syracuse	W	1-0	5122
2	11/1	99-92	St. Louis	W	2-0	7328
3	11/2	93-102	@St. Louis	L	2-1	3866
4	11/3	88-94	Detroit	L	2-2	3000
5	11/8	110-122*	Boston	L	2-3	5378
6	11/10	101-106	Philadelphia	L	2-4	2950
7	11/15	101-99	New York	W	3-4	2903
8	11/17	97-98	St. Louis	L	3-5	3061
9	11/19	92-75	Detroit (St. Louis)	W	4-5	6107
10	11/20	99-89	@Philadelphia	W	5-5	4195
11	11/22	102-98	@Syracuse	W	6-5	
12	11/27	107-106	Min. (Detroit)	W	7-5	6566
13	11/28	96-112	@ St. Louis	L	7-6	10,048
14	11/29	99-96*	Detroit	W	8-6	4103
15	11/30	96-100	@Detroit	L	8-7	4743
16	12/1	90-89	Minneapolis	W	9-7	3388
17	12/3	104-110	@New York	L	9-8	7184
18	12/4	109-99	Detroit (Phi.)	W	10-8	
19	12/6	97-112	New York	L	10-9	6596
20	12/7	105-109	@Detroit	L	10-10	
21	12/8	99-88	Philadelphia	W	11-10	2611
22	12/10	90-102	St. Louis (NY)	L	11-11	
23	12/11	104-116	@Boston	L	11-12	7813
24	12/14	100-104	Syracuse (Rochester)	L	11-13	4898
25	12/15	83-109	@Syracuse	L	11-14	2196
26	12/20	113-122	Syracuse	L	11-15	2053
27	12/21	101-112	@Detroit	L	11-16	6029
28	12/22	98-115	Boston	L	11-17	5352
29	12/26	100-104	Syracuse (St. Louis)	L	11-18	
30	12/27	96-97	St. Louis	L	11-19	3373
31	12/28	112-101	@Minneapolis	W	12-19	
32	12/29	103-111	Minneapolis	L	12-20	2278
33	12/31	130-96	Detroit	W	13-20	1248
34	1/3	106-94	Philadelphia	W	14-20	2709
35	1/5	101-100	@New York	W	15-20	8030
36	1/7	114-99	Detroit (NY)	W	16-20	
37	1/8	105-123	New York (Detroit)	L	16-21	2818
38	1/10	107-104	New York	W	17-21	2541
39	1/11	105-100	Syracuse	W	18-21	3251
40	1/12	115-97	Boston	W	19-21	7321
41	1/14	117-111	NY (St. Louis)	W	20-21	
42	1/16	124-108	Minneapolis	W	21-21	2175
43	1/17	94-115	@Detroit	L	21-22	
44	1/19	90-108	@St. Louis	L	21-23	
45	1/22	115-109	@Syracuse	W	22-23	
46	1/24	92-102	Philadelphia	L	22-24	
47	1/26	107-103	Detroit	W	23-24	2397
48	1/30	104-105	@Minneapolis	L	23-25	
49	1/31	100-92	St. Louis	W	24-25	3717
50	2/1	88-127	@St. Louis	L	24-26	
51	2/2	95-106	@Minneapolis	L	24-27	3225
52	2/4	87-107	Boston (NY)	L	24-28	15,000
53	2/5	89-116	@Boston	L	24-29	4590
54	2/7	103-100	@Philadelphia	W	25-29	6612
55	2/8	91-109	Boston (Rochester)	L	25-30	
56	2/9	121-104	Minneapolis	W	26-30	2310
57	2/11	106-103	Min. (St. Louis)	W	27-30	9228
58	2/14	92-103	New York	L	27-31	3807
59	2/15	97-99	@New York	L	27-32	
60	2/16	105-113	@Syracuse	L	27-33	2523
61	2/20	92-94	@Boston	L	27-34	5773
62	2/21	107-109	Detroit	L	27-35	3140
63	2/22	81-100	@Minneapolis	L	27-36	
64	2/23	111-93	Minneapolis	W	28-36	4740
65	2/26	103-105	St. Louis (Detroit)	L	28-37	7500
66	3/1	101-88	@Phi. (Camden, NJ)	W	29-37	
67	3/2	93-103	@St. Louis	L	29-38	8026
68	3/4	91-97	Philadelphia (NY)	L	29-39	
69	3/6	110-108	@Philadelphia	W	30-39	
70	3/9	121-107	@Boston	W	31-39	10,028
71	3/10	122-94	St. Louis	W	32-39	3386
72	3/12	96-89	@Minneapolis	W	33-39	2300

* = OT

1957-58 PLAYOFFS

Semifinals (0-2)

March 15	Cincinnati	93	@	Detroit	100	March 16	Cincinnati	104	vs.	Detroit	124

FINAL STATISTICS

PLAYER	G.	MIN.	FGM	FGA	PCT.	FTM	FTA	PCT.	REB.	AST.	PF	DQ	PTS.	AVG.
Clyde Lovellette	71	2589	679	1540	.441	301	405	.743	862	134	236	3	1659	23.4
Jack Twyman	72	2178	465	1028	.452	307	396	.775	464	110	224	3	1237	17.2
Maurice Stokes	63	2460	414	1181	.351	238	333	.715	1142	403	226	9	1066	16.9
Jim Paxson	67	1795	225	639	.352	209	285	.733	350	139	183	2	659	9.8
George King	63	2272	235	645	.364	140	227	.617	306	337	124	0	610	9.7
Dick Ricketts	72	1620	215	664	.324	132	196	.673	410	114	277	8	562	7.8
Richie Regan	72	1648	202	569	.355	120	172	.698	175	185	174	0	524	7.3
Dave Piontek	71	1032	150	397	.378	95	151	.629	254	52	134	2	395	5.6
Don Meineke	67	792	125	351	.356	77	119	.647	226	38	155	3	327	4.9
Dick Duckett	34	424	54	158	.342	24	27	.889	56	47	60	0	132	3.9
Thomas Marshall (Cin. only)	29	418	44	144	.306	43	55	.782	93	15	37	0	131	4.5
Jerry Paulson	6	68	8	23	.348	4	6	.667	10	4	5	0	20	3.3
Royals	72	17396	2817	7339	.384	1688	2372	.712	4959	1578	1835	30	7373	101.7

1958-59 CINCINNATI ROYALS





1957-1972

19-53
4TH IN WESTERN DIVISION

(ON LEFT) Swingman ARLEN BOCKHORN averaged 10.2 ppg, 6.5 rpg, and 2.9 apg in 71 games as a rookie starter with the Royals in 1958-59.

(ON RIGHT) LARRY STAVERMAN, who would serve a number of administrative posts with the Kings including head coach in 1977-78, averaged 4.3 ppg and 3.8 rpg as a rookie.

G	DATE	SCORE	OPPONENT	W/L	REC.	ATT.
1	10/22	79-99	@Minneapolis	L	0-1	4723
2	10/25	110-94	Minneapolis	W	1-1	3178
3	10/31	113-120	@Detroit	L	1-2	2652
4	11/1	108-130	@Syracuse	L	1-3	
5	11/2	90-97	St. Louis	L	1-4	1152
6	11/5	97-108	New York	L	1-5	989
7	11/9	92-106	Philadelphia	L	1-6	2145
8	11/12	115-116	Syracuse	L	1-7	1235
9	11/15	105-130	@Boston	L	1-8	6427
10	11/19	119-103	Boston	W	2-8	2597
11	11/21	90-108	@Philadelphia	L	2-9	
12	11/22	86-103	@Detroit	L	2-10	2891
13	11/23	89-100	St. Louis	L	2-11	2150
14	11/25	116-113	@New York	W	3-11	
15	11/26	95-112	Detroit	L	3-12	
16	11/28	93-114	@Minneapolis	L	3-13	
17	11/29	86-98	@St. Louis	L	3-14	9000
18	11/30	77-84	Minneapolis	L	3-15	1265
19	12/2	81-105	St. Louis (NY)	L	3-16	
20	12/3	110-108	New York	W	4-16	756
21	12/6	132-128 3OT	Min. (St. Louis)	W	5-16	
22	12/7	90-103	Philadelphia	L	5-17	
23	12/10	94-97	Syracuse	L	5-18	1083
24	12/12	115-125*	@Boston	L	5-19	6873
25	12/16	106-118	@New York	L	5-20	
26	12/18	90-104	Boston	L	5-21	1227
27	12/20	121-120*	@Syracuse	W	6-21	
28	12/25	92-100	St. Louis	L	6-22	3303
29	12/26	91-131	@Detroit	L	6-23	7484
30	12/28	120-116	Minneapolis	W	7-23	1512
31	12/29	112-124	@St. Louis	L	7-24	
32	12/30	104-119	St. Louis	L	7-25	7853
33	1/2	111-104	Detroit (Phi.)	W	8-25	
34	1/4	108-111	Boston	L	8-26	2553
35	1/6	95-109	Boston (Phi.)	L	8-27	
36	1/8	138-145 3OT	Syracuse	L	8-28	1547
37	1/9	101-112	St. Louis (Detroit)	L	8-29	
38	1/10	69-101	Detroit	L	8-30	1198
39	1/11	110-127	@Syracuse	L	8-31	
40	1/13	92-112	Detroit (St. Louis)	L	8-32	
41	1/16	95-91	Min. (WV)	W	9-32	2356
42	1/17	105-117	@New York	L	9-33	
43	1/18	107-88	Detroit	W	10-33	1196
44	1/19	114-108	NY (St. Louis)	W	11-33	
45	1/21	109-130	New York	L	11-34	906
46	1/24	102-123	@Syracuse	L	11-35	
47	1/25	109-104	Syracuse	W	12-35	7136
48	1/27	100-92	Phi. (New York)	W	13-35	
49	1/28	84-94	@Philadelphia	L	13-36	
50	1/30	87-118	@St. Louis	L	13-37	11,023
51	1/31	88-103	@Detroit	L	13-38	4721
52	2/3	120-103	Philadelphia	W	14-38	1636
53	2/8	117-136	@Boston	L	14-39	11,233
54	2/9	97-122	Det. (Ft. Wayne)	L	14-40	2176
55	2/10	100-118	Min. (Houston)	L	14-41	
56	2/11	105-106	Min. (San Francisco)	L	14-42	2723
57	2/12	119-114	Min. (Portland)	W	15-42	5594
58	2/14	94-106	Phi. (Camden, NJ)	L	15-43	
59	2/15	97-124	@New York	L	15-44	7245
60	2/18	116-118	New York	L	15-45	
61	2/21	120-121	@St. Louis	L	15-46	
62	2/22	112-129	Boston	L	15-47	3312
63	2/24	113-109	Syracuse (NY)	W	16-47	
64	2/25	96-116	Min. (Detroit)	L	15-48	
65	2/26	106-101	Det. (Louisville)	W	17-48	
66	2/28	124-122*	St. Louis	W	18-48	4191
67	3/1	101-117	@Detroit	L	18-49	1200
68	3/3	102-113	@St. Louis	L	18-50	
69	3/4	128-122	Minneapolis	W	18-51	2607
70	3/7	86-93	@Philadelphia	L	19-51	
71	3/8	131-141	@Boston	L	19-52	13,909
72	3/10	96-102	Philadelphia	L	19-53	1172

* = OT

FINAL STATISTICS

PLAYER	G.	MIN.	FGM	FGA	PCT.	FTM	FTA	PCT.	REB.	AST.	PF	DQ	PTS.	AVG.
Jack Twyman	72	2713	710	1691	.420	437	558	.783	653	209	277	6	1857	25.8
Dave Piontek	72	1974	305	813	.375	156	227	.687	385	124	162	3	766	10.6
Wayne Embry	66	1590	272	702	.387	206	314	.656	597	96	232	9	750	11.4
Arlen Bockhorn	71	2251	294	771	.381	138	196	.704	460	206	215	6	726	10.2
Jim Palmer	67	1624	256	633	.404	178	246	.724	472	65	211	7	690	10.3
John McCarthy	47	1827	245	657	.373	116	174	.667	227	225	158	4	606	12.9
Archie Dees	68	1252	200	562	.356	159	204	.779	339	56	114	0	559	8.2
Med Park (Cin. only)	33	615	80	185	.432	60	80	.750	95	54	48	0	220	6.7
Jack Parr	66	1037	109	307	.355	44	73	.603	278	51	138	1	262	4.0
Larry Staverman	57	681	101	215	.470	45	59	.763	218	54	103	0	247	4.3
Sihugo Green* (Cin. only)	20	490	70	200	.350	40	65	.615	117	52	61	0	180	9.0
Vern Hatton* (Cin. only)	22	657	66	207	.319	34	51	.667	81	30	55	0	166	7.5
Phil Rollins (Cin. only)	21	440	54	144	.375	35	45	.778	87	58	30	0	143	6.8
Thomas Marshall	18	272	23	79	.291	18	29	.621	52	27	22	0	64	3.6
Royals	72	17038	2854	7340	.389	1713	2375	.721	4887	1369	1855	36	7161	103.1

*Did not finish season with team

BACK TO TABLE OF CONTENTS

1959-60 CINCINNATI ROYALS

1957-1972





19-56
4TH - WESTERN DIVISION

(ON LEFT) Forward WAYNE EMBRY, former president and chief operating officer, team division of the Cavaliers, averaged 10.6 ppg and 9.5 rpg with the Royals in 1959-60.

(ON RIGHT) Center PHIL JORDON averaged 13.4 ppg and 8.3 rpg in 75 games as a rookie with the Royals in 1959-60

G	DATE	SCORE	OPPONENT	W/L	REC.	ATT.
1	10/17	125-129	@Boston	L	0-1	3431
2	10/24	108-103	Detroit	W	1-1	2007
3	10/25	103-102	Minneapolis	W	2-1	2290
4	10/30	127-136	Syracuse	L	2-2	2005
5	10/31	102-109	@St. Louis	L	2-3	7626
6	11/1	109-124	Boston	L	2-4	2800
7	11/7	103-101	Syracuse (Rochester)	W	3-4	
8	11/8	106-134	@Philadelphia	L	3-5	3490
9	11/11	118-151	@Boston	L	3-6	6788
10	11/12	116-124	Philadelphia	L	3-7	3490
11	11/14	103-111	@Detroit	L	3-8	4414
12	11/15	128-134	Boston	L	3-9	2156
13	11/17	116-121	Syracuse (NY)	L	3-10	9265
14	11/18	93-110	Det. (Indianapolis)	L	3-11	3323
15	11/19	109-130	New York	L	3-12	1003
16	11/21	93-99*	Minneapolis	L	3-13	1628
17	11/22	106-100	St. Louis Hawks	W	4-13	1308
18	11/24	91-104	Detroit (NY)	L	4-14	7550
19	11/26	114-95	Minneapolis	W	5-14	2371
20	11/28	105-111	Syracuse	L	5-15	2043
21	12/2	135-118	NY (Syracuse)	W	6-15	2707
22	12/3	111-114	Boston (Phi.)	L	6-16	9000
23	12/6	104-118	St. Louis	L	6-17	1170
24	12/8	105-101	St. Louis (NY)	W	7-17	14,364
25	12/9	121-119	Detroit (Boston)	W	8-17	10,000
26	12/10	112-131	@Philadelphia	L	8-18	
27	12/12	107-97	@Minneapolis	W	9-18	1512
28	12/13	98-118	@St. Louis	L	9-19	
29	12/15	107-131	Phi. (New York)	L	9-20	12,572
30	12/16	105-114	Philadelphia	L	9-21	2386
31	12/19	113-131	Minneapolis	L	9-22	952
32	12/20	118-132	@New York	L	9-23	5428
33	12/22	119-127	NY (Detroit)	L	9-24	
34	12/25	121-103	Detroit	W	10-24	2185
35	12/27	111-122	Boston	L	10-25	2502
36	12/28	104-109	Phi. (St. Louis)	L	10-26	9326
37	12/30	127-131	Syracuse	L	10-27	741
38	1/1	128-115	Boston (Detroit)	W	11-27	
39	1/2	118-126	New York	L	11-28	6349
40	1/3	112-114	@Detroit	L	11-29	4177
41	1/6	129-113	New York (Phil.)	W	12-29	6427
42	1/7	114-132	@Syracuse	L	12-30	3686
43	1/8	112-102	St. Louis	W	13-30	1774
44	1/9	91-121	@Minneapolis	L	13-31	
45	1/10	106-112	Minneapolis	L	13-32	1420
46	1/12	123-141	New York	L	13-33	1007
47	1/15	122-118	Minneapolis	W	14-33	1679
48	1/16	106-132	@New York	L	14-34	
49	1/17	110-115	@Detroit	L	14-35	4619
50	1/20	108-119	St. Louis	L	14-36	1273
51	1/23	100-108	@St. Louis	L	14-37	8725
52	1/24	95-104	Philadelphia	L	14-38	4178
53	1/27	112-116	Min. (Detroit)	L	14-39	5217
54	1/29	113-128	New York (Phi.)	L	14-40	12,559
55	1/30	107-129	Boston (Prov.)	L	14-41	4229
56	2/2	107-109	@Philadelphia	L	14-42	
57	2/3	105-117	@Detroit	L	14-43	
58	2/4	102-121	Detroit	L	14-44	1022
59	2/7	112-135	@Syracuse	L	14-45	
60	2/9	111-117	Syracuse (Detroit)	L	14-46	6500
61	2/10	110-120	St. Louis	L	14-47	1192
62	2/11	111-108	@Minneapolis	W	15-47	
63	2/12	133-101	Det.(Dayton, OH)	W	16-47	2939
64	2/14	105-107	@St. Louis	L	16-48	10,316
65	2/16	112-117	Philadelphia	L	16-49	2156
66	2/20	110-107	Detroit	W	17-49	2292
67	2/21	108-115	Boston	L	17-50	2647
68	2/23	135-133	Syracuse	W	18-50	1377
69	2/24	124-122	St. Louis (Det.)	W	19-50	
70	2/25	95-105	Min. (Prov., RI)	L	19-51	
71	2/28	105-122	@St. Louis	L	19-52	6634
72	3/1	106-108	Detroit (St. Louis)	L	19-53	
73	3/3	114-117	Min. (Phi.)	L	19-54	
74	3/6	105-114	@Minneapolis	L	19-55	
75	3/9	116-123	St. Louis	L	19-56	579

* = OT

FINAL STATISTICS

PLAYER	G.	MIN.	FGM	FGA	PCT.	FTM	FTA	PCT.	REB.	AST.	PF	DQ	PTS.	AVG.
Jack Twyman	75	3023	870	2063	.422	598	762	.785	664	260	275	10	2338	31.2
Phil Jordon	75	2066	381	970	.393	242	338	.716	624	207	227	7	1004	13.4
Arlen Bockhorn	75	2103	323	812	.398	145	194	.747	382	256	249	8	791	10.5
Wayne Embry	73	1594	303	690	.439	167	325	.514	692	83	226	1	773	10.6
Win Wilfong	72	1992	283	764	.370	161	207	.778	352	265	229	1	727	10.1
Hub Reed (Cin. only)	69	1803	269	598	.450	134	184	.728	612	69	228	6	672	9.7
Med Park	74	1849	226	582	.388	189	260	.727	301	214	186	2	641	8.7
Dave Piontek* (Cin. only)	52	1111	217	531	.409	84	122	.688	341	84	143	2	518	10.0
Phil Rollins	72	1235	158	386	.409	77	127	.606	180	233	150	1	393	5.5
Larry Staverman	49	479	70	149	.470	47	64	.734	180	36	98	0	187	3.8
Jim Palmer* (Cin. only)	20	400	71	155	.458	39	55	.709	111	17	65	1	181	9.1
Dave Gambee (Cin. only)	19	211	36	93	.387	23	35	.657	74	9	21	0	95	5.0
Wayne Stevens	8	49	3	19	.158	7	10	.700	16	4	4	0	13	1.6
Royals	75	18377	3210	7786	.412	1913	2672	.716	5251`	1747	2097	38	8333	111.1

*Did not finish season with team

1960-61 CINCINNATI ROYALS

1957-1972



33-46
4TH - WESTERN DIVISION

Front row — from left to right, Hub Reed, Bob Boozer, Phil Jordon, Wayne Embry, Larry Staverman.
Back row — from left to right, Phil Rollins, Oscar Robertson, Jack Twyman, Ralph Davis, Arlen Bockhorn, Win Wilfong, Head Coach Charley Wolf.

G	DATE	SCORE	OPPONENT	W/L	REC.	ATT.
1	10/19	140-123	LA Lakers	W	1-0	8176
2	10/20	113-105	@New York	W	2-0	7148
3	10/22	119-117	New York	W	3-0	2392
4	10/23	114-103	St. Louis	W	4-0	8609
5	10/26	117-131	@Detroit	L	4-1	6926
6	10/27	143-140*	Syracuse	W	5-1	5987
7	10/29	97-113	@St. Louis	L	5-2	12,862
8	11/1	113-131	Philadelphia	L	5-3	10,077
9	11/5	113-104	@Boston	W	6-3	13,258
10	11/8	120-136	Boston	L	6-4	9202
11	11/11	110-128	Boston (NY)	L	6-5	18,499
12	11/12	112-116	@Detroit	L	6-6	
13	11/13	113-125	Detroit	L	6-7	5117
14	11/15	124-115	Philadelphia	W	7-7	5279
15	11/16	87-124	@Syracuse	L	7-8	
16	11/18	129-128*	St. Louis	W	8-8	7363
17	11/19	120-121	@St. Louis	L	8-9	
18	11/20	103-120	Boston	L	8-10	8897
19	11/22	118-133	LA Lakers (NY)	L	8-11	15,126
20	11/23	122-118	LA Lakers	W	9-11	7191
21	11/24	100-108	LA Lakers (St. Louis)	L	9-12	9328
22	11/26	108-138	@Philadelphia	L	9-13	9072
23	11/27	118-122*	New York	L	9-14	4843
24	11/29	105-129	Syracuse (St. Louis)	L	9-15	9228
25	12/1	126-137	Syracuse	L	9-16	
26	12/4	115-116	Det. (Indianapolis)	L	9-17	3052
27	12/6	117-112	@New York	W	10-17	14,847
28	12/7	114-112	LA Lakers	W	11-17	
29	12/8	118-115	Boston (Phi.)	W	12-17	5201
30	12/9	123-146	@Boston	L	12-18	6172
31	12/13	105-107	Syracuse (NY)	L	12-19	8122
32	12/14	121-114	New York	W	13-19	2769
33	12/16	130-116	LA Lakers	W	14-19	4919
34	12/18	112-128	Philadelphia	L	14-20	7317
35	12/20	112-115	Boston (NY)	L	14-21	10,137
36	12/25	126-119	Detroit	W	15-21	5103
37	12/26	132-137	@Detroit	L	15-22	6347
38	12/27	129-124	Syracuse	W	16-22	
39	12/28	114-104	NY (Syracuse)	W	17-22	
40	12/29	124-128	@Philadelphia	L	17-23	
41	12/30	136-130	Phi. (Hershey, PA)	W	18-23	5788
42	1/1	114-112	St. Louis	W	19-23	10,289
43	1/2	126-125	Syracuse (Utica, NY)	W	20-23	3442
44	1/4	134-126	@Syracuse	W	21-23	1642
45	1/5	107-125	Boston	L	21-24	9461
46	1/10	110-119	@St. Louis	L	21-25	
47	1/11	122-126	@Detroit	L	21-26	5437
48	1/12	112-124	Det. (Fort Wayne)	L	21-27	6216
49	1/14	114-123	@LA Lakers	L	21-28	4457
50	1/15	109-105	@LA Lakers	W	22-28	6690
51	1/18	128-144	Det. (Dayton, OH)	L	22-29	
52	1/19	122-129	New York	L	22-30	2841
53	1/21	106-130	Det. (St. Louis)	L	22-31	12,344
54	1/22	115-108	St. Louis	W	23-31	4292
55	1/24	104-106	Detroit	L	23-32	3380
56	1/25	125-138	@Detroit	L	23-33	5323
57	1/27	126-138	Syracuse	L	23-34	5177
58	1/28	116-136	@St. Louis	L	23-35	7818
59	1/30	116-88	Boston	W	24-35	6630
60	2/2	118-133	@Philadelphia	L	24-36	6684
61	2/3	135-136	Phi. (Boston)	L	24-37	9200
62	2/5	115-129	@Syracuse	L	24-38	1813
63	2/6	101-110	LA Lakers (MD)	L	24-39	12,500
64	2/9	119-115	New York (Phi.)	W	25-39	3139
65	2/11	122-123	@St. Louis	L	25-40	7181
66	2/12	105-104	@New York	W	26-40	10,469
67	2/13	104-100	LA Lakers (OH)	W	27-40	5808
68	2/16	133-107	St. Louis	W	28-40	8184
69	2/19	112-106	LA Lakers	W	29-40	8576
70	2/21	114-126	@St. Louis	L	29-41	6713
71	2/22	131-132	Phi. (Detroit)	L	29-42	5715
72	2/25	120-129	Philadelphia	L	29-43	5406
73	2/26	122-148	St. Louis	L	29-44	7692
74	2/28	131-105	St. Louis (NY)	W	30-44	13,563
75	3/1	137-122	Detroit	W	31-44	5871
76	3/5	124-118	@New York	W	32-44	7963
77	3/7	121-124	Boston (Prov.)	L	32-45	4430
78	3/11	108-105	@LA Lakers	W	33-45	4737
79	3/12	122-123	@LA Lakers	L	33-46	5645

* = OT

FINAL STATISTICS

PLAYER	G.	MIN.	FGM	FGA	PCT.	FTM	FTA	PCT.	REB.	AST.	PF	DQ	PTS.	AVG.
Oscar Robertson	71	3032	756	1600	.473	653	794	.822	716	690	219	3	2165	30.5
Jack Twyman	79	2920	796	1632	.488	405	554	.731	672	225	279	5	1997	25.3
Wayne Embry	79	2233	458	1015	.451	221	331	.668	864	127	286	7	1137	14.4
Arlen Bockhorn	79	2669	420	1059	.397	152	208	.731	434	338	282	9	992	12.6
Phil Jordon* (Cin. only)	48	1140	202	511	.395	117	160	.731	424	107	150	3	521	10.9
Bob Boozer	79	1573	250	603	.415	166	247	.672	488	109	193	1	666	8.4
Mike Farmer (Cin. only)	57	1295	180	460	.391	69	94	.734	378	81	128	1	429	7.5
Hub Reed	75	1216	156	364	.429	85	122	.697	367	69	199	7	397	5.3
Ralph Davis	73	1210	181	451	.401	34	52	.654	86	177	127	1	396	5.4
Larry Staverman	66	944	111	249	.446	79	93	.849	287	86	164	4	301	4.6
Win Wilfong	62	717	106	305	.348	72	89	.809	147	87	119	1	284	4.6
Phil Rollins (Cin. only)	14	86	10	32	.313	5	7	.714	9	11	13	0	25	1.8
Royals	79	18921	3626	8281	.438	2060	2761	.746	5581	2107	2159	40	9312	117.9

*Did not finish the season with team

1961-62 CINCINNATI ROYALS

1957-1972



43-37
2ND - WESTERN DIVISION

Royals 1961-62 starters. **Front row — from left to right,** Oscar Robertson, Arlen Bockhorn. **Back row — from left to right,** Jack Twyman, Wayne Embry, Bob Boozer.

G	DATE	SCORE	OPPONENT	W/L	REC.	ATT.
1	10/21	138-129	@St. Louis	W	1-0	8674
2	10/24	122-124	LA Lakers (NY)	L	1-1	9127
3	10/26	117-120	@New York	L	1-2	7168
4	10/29	139-132	Syracuse	W	2-2	6136
5	10/31	127-131	NY (St. Louis)	L	2-3	5636
6	11/1	115-120	@LA Lakers	L	2-4	3385
7	11/3	132-114	@LA Lakers	W	3-4	6223
8	11/7	123-98	New York	W	4-4	4460
9	11/10	122-117	Chicago	W	5-4	4751
10	11/11	117-107	@Chicago	W	6-4	3621
11	11/12	136-126	St. Louis	W	7-4	6025
12	11/14	119-115	Syracuse (NY)	W	8-4	9367
13	11/15	133-145	@Philadelphia	L	8-5	4011
14	11/16	121-127	Boston	L	8-6	5671
15	11/18	133-136	@St. Louis	L	8-7	8328
16	11/19	128-112	Detroit (Chicago)	W	9-7	6492
17	11/21	118-125	Philadelphia	L	9-8	5141
18	11/23	99-117	Syracuse (Rochester)	L	9-9	3790
19	11/24	127-125	@Syracuse	W	10-9	3036
20	11/26	117-102	LA Lakers	W	11-9	6276
21	11/28	131-117	@New York	W	12-9	9837
22	11/29	122-136	Syracuse	L	12-10	3156
23	11/30	133-130	Boston (Prov.)	W	13-10	3408
24	12/3	96-119	Boston	L	13-11	7653
25	12/6	102-103	Boston (Phi.)	L	13-12	
26	12/8	128-123	St. Louis	W	14-12	3709
27	12/10	134-94	New York	W	15-12	3676
28	12/11	133-117	Chicago (Dayton)	W	16-12	3013
29	12/13	136-126	@Syracuse	W	17-12	1777
30	12/14	103-107	Detroit	L	17-13	3067
31	12/16	121-110	@Detroit	W	18-13	5672
32	12/19	110-117	Philadelphia	L	18-14	4080
33	12/23	125-134	Detroit (St. Louis)	L	18-15	8348
34	12/25	127-141	LA Lakers	L	18-16	6447
35	12/26	129-118	@St. Louis	W	19-16	6198
36	12/27	142-117	St. Louis	W	20-16	4780
37	12/29	116-131	Detroit	L	20-17	3654
38	12/30	119-123	New York (Phi.)	L	20-18	9537
39	1/1	106-110	Syracuse	L	20-19	2596
40	1/3	122-111	New York (Det.)	W	21-19	5043
41	1/5	103-124	Boston	L	21-20	6169
42	1/7	123-113	Chi. (Louisville)	W	22-20	2146
43	1/9	113-106	Chi. (Indianapolis)	W	23-20	4815
44	1/11	145-128	Philadelphia	W	24-20	3723
45	1/12	125-141	@Boston	L	24-21	10,223
46	1/13	119-112	@Detroit	W	25-21	4084
47	1/14	119-114	St. Louis	W	26-21	5606
48	1/18	151-133	@Philadelphia	W	27-21	3176
49	1/20	125-124	LA Lakers	W	28-21	7373
50	1/22	115-106	Det. (Dayton, OH)	W	29-21	2654
51	1/24	123-136	@LA Lakers	L	29-22	7275
52	1/26	112-116	@LA Lakers	L	29-23	12,962
53	1/28	139-131	Syracuse	W	30-23	5061
54	1/30	131-121	@St. Louis	W	31-23	5380
55	2/1	109-130	@Philadelphia	L	31-24	4211
56	2/2	124-143	@Boston	L	31-25	8789
57	2/3	110-121	@New York	L	31-26	6747
58	2/5	128-134*	LA Lakers (WV)	L	31-27	6800
59	2/6	118-119	Detroit	L	31-28	2528
60	2/7	107-113	@Detroit	L	31-29	4981
61	2/8	113-109*	LA Lakers (OH)	W	32-29	5561
62	2/10	134-118	St. Louis	W	33-29	5238
63	2/11	109-129	@St. Louis	L	33-30	7315
64	2/13	152-132	Philadelphia	W	34-30	7909
65	2/14	121-125	Chicago (Detroit)	L	34-31	5109
66	2/16	132-136	@Philadelphia	L	34-32	6437
67	2/17	113-123	Detroit	L	34-33	4835
68	2/18	138-121	Chi. (Syracuse)	W	35-33	4503
69	2/20	129-109	St. Louis	W	36-33	3189
70	2/21	153-125	@Chicago	W	37-33	2891
71	2/23	134-120	@Detroit	W	38-33	5171
72	2/24	118-114	LA Lakers	W	39-33	2234
73	2/25	108-105	Chicago	W	40-33	3686
74	2/28	123-129*	Boston	L	40-34	5133
75	3/1	108-137	@Syracuse	L	40-35	1770
76	3/2	120-112	Det. (Fort Wayne)	W	41-35	5409
77	3/3	126-119	@Chicago	W	42-35	3000
78	3/10	110-116	@St. Louis	L	42-36	8456
79	3/13	111-120	@LA Lakers	L	42-37	4756
80	3/14	136-134	New York	W	43-37	3058

* = OT

1961-62 PLAYOFFS

Semifinals (1-3)

March 16	Cincinnati	122	@	Detroit	123	March 18	Cincinnati	107	@	Detroit	118
March 17	Cincinnati	129	vs.	Detroit	107	March 20	Cincinnati	111	vs.	Detroit	112

FINAL STATISTICS

PLAYER	G.	MIN.	FGM	FGA	PCT.	FTM	FTA	PCT.	REB.	AST.	PF	DQ	PTS.	AVG.
Oscar Robertson	79	3503	866	1810	.478	700	872	.803	985	899	258	1	2432	30.8
Jack Twyman	80	2991	739	1542	.479	353	435	.811	638	215	323	5	1831	22.9
Wayne Embry	75	2623	564	1210	.466	356	516	.690	977	182	286	6	1484	19.8
Arlen Bockhorn	80	3062	531	1234	.430	198	251	.789	376	366	280	5	1260	15.8
Bob Boozer	79	2488	410	936	.438	263	372	.707	804	130	275	3	1083	13.7
Adrian Smith	80	1462	202	499	.405	172	222	.775	151	167	101	0	576	7.2
Hub Reed	80	1446	203	460	.441	60	82	.732	440	53	262	9	466	5.8
Joe Buckhalter	63	728	153	334	.458	67	108	.620	262	43	123	1	373	5.9
Robert Nordmann	58	344	51	126	.405	29	57	.509	128	18	81	1	131	2.3
Bob Wiesehahn	60	326	51	161	.317	17	30	.567	112	23	50	0	119	2.0
Dave Zeller	61	278	36	102	.353	18	24	.750	27	58	37	0	90	1.5
Royals	80	19281	3806	8414	.452	2233	2969	.752	5665	2154	2081	31	9845	123.1

1962-63 CINCINNATI ROYALS

1957-1972





42-38
3RD - EASTERN DIVISION

(ON LEFT) Guard OSCAR ROBERTSON earned first-team All-NBA honors for the third straight season in 1962-63, averaging 28.3 ppg, 10.4 rpg, and 9.5 apg.

(ON RIGHT) Forward TOM HAWKINS averaged 9.4 ppg and 6.9 rpg in his first season with the Royals (1962-63) after being acquired in a trade from the LA Lakers.

G	DATE	SCORE	OPPONENT	W/L	REC.	ATT.
1	10/20	109-113	@Chicago	L	0-1	6780
2	10/23	116-115	LA Lakers	W	1-1	3461
3	10/24	114-121	@St. Louis	L	1-2	4479
4	10/26	118-102	St. Louis	W	2-2	3543
5	10/28	131-130*	San Francisco	W	3-2	3852
6	11/3	111-130	@Syracuse	L	3-3	4524
7	11/7	105-106	Boston	L	3-4	5210
8	11/8	114-116	@Detroit	L	3-5	6533
9	11/9	122-119	@New York	W	4-5	10,897
10	11/10	135-124	Detroit	W	5-5	5307
11	11/12	126-137	Boston	L	5-6	6446
12	11/13	127-109	Detroit (NY)	W	6-6	8249
13	11/14	125-120	Syracuse	W	7-6	3146
14	11/16	120-111	St. Louis	W	8-6	4028
15	11/18	132-120	San Francisco	W	9-6	6701
16	11/21	143-139	@San Francisco	W	10-6	3764
17	11/22	110-134	@LA Lakers	L	10-7	8302
18	11/24	123-129	@LA Lakers	L	10-8	10,092
19	11/25	128-115	@San Francisco	W	11-8	2419
20	11/27	139-129	@New York	W	12-8	8793
21	11/30	130-117	Syracuse	W	13-8	4876
22	12/1	131-121	@Chicago	W	14-8	4870
23	12/2	127-128*	Boston	L	14-9	8719
24	12/6	96-99	New York	L	14-10	2527
25	12/8	128-131*	LA Lakers	L	14-11	4850
26	12/11	121-124	LA Lakers (NY)	L	14-12	15,237
27	12/12	102-105	Chicago (Boston)	L	14-13	4891
28	12/13	142-123	Chi. (Indianapolis)	W	15-13	5478
29	12/15	124-120	@Boston	W	16-13	5066
30	12/18	102-103	@New York	L	16-14	7421
31	12/19	129-120	Syracuse	W	17-14	2360
32	12/21	129-116	Chicago	W	18-14	2886
33	12/25	131-120	Detroit	W	19-14	3304
34	12/28	113-121	Boston	L	19-15	9337
35	12/29	104-108	@Chicago	L	19-16	4432
36	1/1	112-106*	New York	W	20-16	1559
37	1/2	118-138	@Detroit	L	20-17	1221
38	1/4	130-129	San Francisco	W	21-17	4543
39	1/5	117-136	Syracuse (Utica, NY)	L	21-18	4200
40	1/6	119-120*	LA Lakers	L	21-19	4252
41	1/8	116-119	Syracuse (OH)	L	21-20	3418
42	1/9	116-112	@Syracuse	W	22-20	3142
43	1/10	130-121	Boston	W	23-20	3802
44	1/12	109-115	@St. Louis	L	23-21	8131
45	1/13	104-105	St. Louis	L	23-22	3507
46	1/18	114-122	@Boston	L	23-23	5192
47	1/19	114-108	New York	W	24-23	10,011
48	1/20	93-113	@Chicago	L	24-24	3016
49	1/23	138-133	Boston	W	25-24	2411
50	1/25	114-112	@New York	W	26-24	13,076
51	1/26	142-116	Chicago	W	27-24	2304
52	1/27	143-126	Chicago (OH)	W	28-24	4183
53	1/31	125-128	Boston (MD)	L	28-25	13,210
54	2/1	126-133	San Fran. (Bos.)	L	28-26	12,413
55	2/2	113-117	Syracuse (Rochester)	L	28-27	3224
56	2/3	125-115	@Syracuse	W	29-27	3956
57	2/5	96-106	Boston	L	29-28	6112
58	2/7	134-129	San Francisco	W	30-28	3304
59	2/8	116-112	@St. Louis	W	31-28	8117
60	2/10	124-107	LA Lakers	W	32-28	4510
61	2/13	124-122	Syracuse (Ind.)	W	33-28	5100
62	2/15	96-99	St. Louis	L	33-29	4202
63	2/16	110-99	@Detroit	W	34-29	4101
64	2/17	109-98	@New York	W	35-29	8349
65	2/19	126-129	@Boston	L	35-30	12,000
66	2/20	109-128	@Syracuse	L	35-31	3208
67	2/21	115-96	New York	W	36-31	2129
68	2/23	102-105	Detroit	L	36-32	4037
69	2/24	110-119	Det. (Baltimore)	L	36-33	2500
70	2/26	107-114	@St. Louis	L	36-34	5821
71	2/27	119-107	New York	W	37-34	2072
72	3/1	125-132	@San Francisco	L	37-35	3721
73	3/3	122-123	@San Francisco	L	37-36	4425
74	3/4	114-111	@LA Lakers	W	38-36	4427
75	3/6	97-106	@LA Lakers	L	38-37	8803
76	3/10	117-149	@Boston	L	38-38	10,069
77	3/12	110-96	@New York	W	39-38	4167
78	3/13	128-114	Syracuse	W	40-38	2338
79	3/16	126-117	@Chicago	W	41-38	3400
80	3/17	116-109	New York	W	42-38	2539

* = OT

1962-63 PLAYOFFS

Semifinals - Cincinnati defeats Syracuse, 3-2

March 19	Cincinnati	120	@	Syracuse	123	
March 21	Cincinnati	133	vs.	Syracuse	115	
March 23	Cincinnati	117	@	Syracuse	121	
March 24	Cincinnati	125	vs.	Syracuse	118	
March 26	Cincinnati	131	@	Syracuse	127 (OT)	

Division Finals - Cincinnati falls to Boston, 3-4

March 28	Cincinnati	135	@	Boston	132
March 29	Cincinnati	102	vs.	Boston	125
March 31	Cincinnati	121	@	Boston	116
April 3	Cincinnati	110	vs.	Boston	128
April 6	Cincinnati	120	@	Boston	125
April 7	Cincinnati	109	vs.	Boston	99
April 10	Cincinnati	131	@	Boston	142

FINAL STATISTICS

PLAYER	G.	MIN.	FGM	FGA	PCT.	FTM	FTA	PCT.	REB.	AST.	PF	DQ	PTS.	AVG.
Oscar Robertson	80	3521	825	1593	.518	614	758	.810	835	758	293	1	2264	28.3
Jack Twyman	80	2623	641	1325	.480	304	375	.811	598	214	286	7	1586	19.8
Wayne Embry	76	2511	534	1165	.458	343	514	.667	936	177	286	7	1411	18.6
Bob Boozer	79	2488	440	992	.444	252	353	.714	878	102	299	8	1132	14.3
Arlen Bockhorn	80	2612	375	954	.393	183	242	.756	322	261	260	6	933	11.7
Tom Hawkins	79	1721	299	635	.471	147	241	.610	543	100	197	2	745	9.4
Adrian Smith	79	1522	241	544	.443	223	275	.811	174	141	157	1	705	8.9
Hub Reed	80	1299	199	427	.466	74	98	.755	398	83	261	7	472	5.9
Dave Piontek	48	457	60	158	.380	10	16	.625	96	26	67	0	130	2.7
Enoch Olsen	52	373	43	133	.323	27	39	.692	105	42	78	0	113	2.2
Daniel Tieman	29	176	15	57	.263	4	10	.400	22	27	18	0	34	1.2
Joe Buckhalter	2	12	0	5	.000	2	2	1.000	3	0	1	0	2	1.0
Royals	80	19118	3672	7998	.459	2183	2923	.747	5561	1931	2203	39	9527	119.0

1963-64 CINCINNATI ROYALS

1957-1972





(ON LEFT) The Royals' Dynamic Duo of OSCAR ROBERTSON & JERRY LUCAS combined to average 49.1 ppg, 27.3 rpg, and 13.6 apg in their first season together ('63-64).

(ON RIGHT) Guard ADRIAN SMITH was a Royals fan-favorite, averaging 9.4 ppg, 2.2 rpg, and 2.2 apg in his third season with the Royals (1963-64).

G	DATE	SCORE	OPPONENT	W/L	REC.	ATT.
1	10/16	112-93	@St. Louis	W	1-0	8816
2	10/17	92-93	Boston	L	1-1	10,012
3	10/19	121-97	New York	W	2-1	6417
4	10/22	103-97	San Francisco	W	3-1	7784
5	10/25	109-122	LA Lakers	L	3-2	8970
6	10/26	99-102	@San Francisco	L	3-3	5106
7	10/29	108-101	@San Francisco	W	4-3	3106
8	10/30	115-107	@LA Lakers	W	5-3	14,533
9	11/1	112-122	@LA Lakers	L	5-4	11,469
10	11/3	95-93	Phi. (Dayton, OH)	W	6-4	5174
11	11/6	121-139	@Boston	L	6-5	8904
12	11/8	116-115	Boston	W	7-5	9195
13	11/9	118-109	Detroit	W	8-5	7367
14	11/13	92-98	San Francisco	L	8-6	5480
15	11/16	114-122	@New York	L	8-7	10,139
16	11/17	110-109	Baltimore	W	9-7	4967
17	11/19	127-102	Detroit (New York)	W	10-7	12,339
18	11/20	118-124	@Detroit	L	10-8	3682
19	11/23	121-133	@St. Louis	L	10-9	9122
20	11/24	122-113	St. Louis	W	11-9	5650
21	11/26	123-112	San Fran. (NY)	W	12-9	14,595
22	11/27	122-119	@Baltimore	W	13-9	3461
23	11/28	125-110	@Philadelphia	W	14-9	4567
24	11/29	135-110	New York	W	15-9	6308
25	12/1	109-114	LA Lakers	L	15-10	8346
26	12/5	118-108	Boston	W	16-10	7205
27	12/6	107-112	@Boston	L	16-11	9531
28	12/7	116-105	@New York	W	17-11	8247
29	12/8	116-126	Philadelphia	L	17-12	4255
30	12/11	127-107	@Detroit	W	18-12	3902
31	12/12	112-102	New York	W	19-12	2419
32	12/14	108-105	@Boston	W	20-12	8061
33	12/20	103-96	Baltimore	W	21-12	3013
34	12/21	106-108	@Baltimore	L	21-13	4085
35	12/25	113-107	St. Louis	W	22-13	5926
36	12/27	91-87	Boston	W	23-13	14,141
37	12/29	105-99	New York	W	24-13	6421
38	1/2	112-111	Det. (Dayton, OH)	W	25-13	3214
39	1/3	110-132	@Philadelphia	L	25-14	5650
40	1/4	125-116	@New York	W	26-14	9137
41	1/5	111-106	Baltimore	W	27-14	5244
42	1/7	130-110	Phi. (OH)	W	28-14	6963
43	1/8	126-110	Phi. (Syracuse)	W	29-14	5384
44	1/10	92-109	@Boston	L	29-15	12,870
45	1/12	120-88	Detroit	W	30-15	1350
46	1/16	108-95	LA Lakers	W	31-15	7283
47	1/18	120-121	St. Louis	L	31-16	7505
48	1/19	109-114	@St. Louis	L	31-17	6618
49	1/21	139-124	@New York	W	32-17	10,563
50	1/22	109-92	Boston	W	33-17	10,722
51	1/24	111-139	@Philadelphia	L	33-18	3190
52	1/25	99-115	@Baltimore	L	33-19	7893
53	1/30	133-110	NY (Detroit)	W	34-19	8649
54	1/31	118-106	Baltimore (OH)	W	35-19	5808
55	2/2	119-117*	@Boston	W	36-19	8265
56	2/4	118-100	LA Lakers	W	37-19	6251
57	2/7	126-114	Philadelphia	W	38-19	6205
58	2/8	109-105	@Baltimore	W	39-19	10,258
59	2/9	135-107	Detroit	W	40-19	5161
60	2/12	147-121	Det. (Lima, OH)	W	41-19	3507
61	2/14	126-114	New York	W	42-19	6705
62	2/15	130-124	@New York	W	43-19	10,839
63	2/16	114-97	Philadelphia	W	44-19	7160
64	2/17	129-113	San Fran. (Cle.)	W	45-19	11,995
65	2/19	101-108	San Francisco	L	45-20	8568
66	2/21	101-93	@San Francisco	W	46-20	5421
67	2/22	107-105	@LA Lakers	W	47-20	14,924
68	2/25	108-117	@San Francisco	L	47-21	4041
69	2/26	97-103	@LA Lakers	L	47-22	12,395
70	2/28	134-132	Phi. (Scranton, PA)	W	48-22	4022
71	2/29	117-114	@Philadelphia	W	49-22	2166
72	3/1	122-111	@Baltimore	W	50-22	8829
73	3/3	117-108	@New York	W	51-22	4253
74	3/4	108-112	@Boston	L	51-23	13,909
75	3/5	111-101	Boston	W	52-23	11,855
76	3/7	104-101	Baltimore	W	53-23	8008
77	3/10	103-114	@Detroit	L	53-24	2116
78	3/12	128-111	Philadelphia	W	54-24	4630
79	3/14	110-118	@St. Louis	L	54-25	10,650
80	3/15	124-101	St. Louis	W	55-25	7359

* = OT

1963-64 PLAYOFFS

Semifinals - Cincinnati defeats Philadelphia, 3-2

March 22	Cincinnati	127	vs.	Philadelphia	102
March 24	Cincinnati	114	@	Philadelphia	122
March 25	Cincinnati	101	vs.	Philadelphia	89
March 28	Cincinnati	120	@	Philadelphia	129
March 29	Cincinnati	130	vs.	Philadelphia	124

Division Finals - Cincinnati falls to Boston, 1-4

March 31	Cincinnati	87	@	Boston	103
April 2	Cincinnati	90	@	Boston	101
April 5	Cincinnati	92	vs.	Boston	102
April 7	Cincinnati	102	vs.	Boston	93
April 9	Cincinnati	95	@	Boston	109

FINAL STATISTICS

PLAYER	G.	MIN.	FGM	FGA	PCT.	FTM	FTA	PCT.	REB.	AST.	PF	DQ	PTS.	AVG.
Oscar Robertson	79	3559	840	1740	.483	800	938	.853	783	868	280	3	2480	31.4
Jerry Lucas	79	3273	545	1035	.527	310	398	.779	1375	204	300	6	1400	17.7
Wayne Embry	80	2915	556	1213	.458	271	417	.650	925	113	325	7	1383	17.3
Jack Twyman	68	1996	447	993	.450	189	228	.829	364	137	267	7	1083	15.9
Tom Hawkins	73	1770	256	580	.441	113	188	.601	435	74	198	4	625	8.6
Adrian Smith	66	1524	234	576	.406	154	197	.782	147	145	164	1	622	9.4
Arlen Bockhorn	70	1670	242	587	.412	96	126	.762	205	173	227	4	580	8.3
Bob Boozer* (Cin. only)	32	727	139	334	.416	74	119	.662	178	33	83	0	352	11.0
Enoch Olsen	49	513	85	210	.405	32	57	.561	149	29	78	0	202	4.1
Jay Arnette	48	501	71	196	.362	42	54	.778	54	71	105	2	184	3.8
Larry Staverman (Cin. only)	33	280	48	118	.407	39	53	.736	94	18	61	1	135	4.0
Tom Thacker	48	457	53	181	.293	26	53	.491	115	51	51	0	132	2.8
Royals	80	19579	3516	7761	.453	2146	2828	.759	5400	1916	2139	35	9180	114.7

*Did not finish season with team

1964-65 CINCINNATI ROYALS

1957-1972





48-32
2ND - EASTERN DIVISION

(ON LEFT) Forward JERRY LUCAS earned first-team All-NBA honors after averaging 21.4 ppg and 20.0 rpg (4th in NBA) in 1964-65.

(ON RIGHT) Forward HAROLD "HAPPY" HAIRSTON averaged 6.1 ppg and 4.8 rpg in 1964-65 in his first of four seasons with the Royals.

G	DATE	SCORE	OPPONENT	W/L	REC.	ATT.
1	10/17	91-94	@St. Louis	L	0-1	10,120
2	10/18	117-108	San Francisco	W	1-1	4550
3	10/20	121-113	LA Lakers	W	2-1	4275
4	10/25	109-107	Philadelphia	W	3-1	5973
5	10/30	119-118	St. Louis	W	4-1	4437
6	10/31	93-122	@Boston	L	4-2	10,341
7	11/1	114-101	Detroit	W	5-2	3142
8	11/6	106-111	Baltimore	L	5-3	3788
9	11/7	103-105	@Philadelphia	L	5-4	2433
10	11/8	103-106	Boston	L	5-5	5840
11	11/11	118-116	@St. Louis	W	6-5	5690
12	11/13	123-106	St. Louis	W	7-5	4679
13	11/14	111-110	@New York	W	8-5	9255
14	11/15	106-122	San Francisco	L	8-6	4710
15	11/17	114-108	@San Francisco	W	9-6	3872
16	11/18	92-90	@LA Lakers	W	10-6	14,829
17	11/20	121-131	@LA Lakers	L	10-7	13,180
18	11/21	111-104	@San Francisco	W	11-7	4091
19	11/25	116-125	@Baltimore	L	11-8	4816
20	11/27	133-112	Philadelphia	W	12-8	7009
21	11/28	98-129	@Boston	L	12-9	10,169
22	11/29	105-95	New York	W	13-9	3840
23	12/1	129-107	Det. (Indianapolis)	W	14-9	6590
24	12/2	115-125	@Detroit	L	14-10	2942
25	12/4	104-90	LA Lakers	W	15-10	4548
26	12/6	124-113	Baltimore (OH)	W	16-10	4261
27	12/9	122-114	@Detroit	W	17-10	2853
28	12/10	101-116	Boston	L	17-11	7391
29	12/12	115-109	@St. Louis	W	18-11	6812
30	12/18	111-107	LA Lakers	W	19-11	4469
31	12/19	133-105	@New York	W	20-11	6059
32	12/25	130-125*	St. Louis	W	21-11	6411
33	12/26	135-125	@Philadelphia	W	22-11	5197
34	12/27	119-126	@Baltimore	L	22-12	3499
35	12/28	113-108	San Francisco	W	23-12	7348
36	1/1	140-124	Baltimore (Cle.)	W	24-12	6071
37	1/3	85-89	Boston	L	24-13	7187
38	1/5	125-116*	@New York	W	25-13	9985
39	1/6	116-102	New York	W	26-13	3205
40	1/8	114-107	Phi. (Dayton, OH)	W	27-13	4585
41	1/9	128-119	@Baltimore	W	28-13	6516
42	1/10	140-114	Detroit	W	29-13	3521
43	1/15	124-106	LA Lakers	W	30-13	4742
44	1/17	98-101	@Boston	L	30-14	7163
45	1/19	103-99	St. Louis	W	31-14	4600
46	1/20	102-90	@Detroit	W	32-14	3513
47	1/23	102-105	Detroit	L	32-15	4817
48	1/24	124-103	San Francisco	W	33-15	6497
49	1/26	115-107	@San Francisco	W	34-15	2739
50	1/27	112-119	@LA Lakers	L	34-16	10,294
51	1/28	90-105	@San Francisco	L	34-17	3335
52	1/29	133-137**	@LA Lakers	L	34-18	13,800
53	1/31	122-127	@Philadelphia	L	34-19	9886
54	2/3	130-99	LA Lakers	W	35-19	3341
55	2/5	113-114	@Boston	L	35-20	7858
56	2/6	122-127	Phi. (Syracuse)	L	35-21	7395
57	2/9	134-121	Boston	W	36-21	7532
58	2/10	112-115*	NY (Detroit)	L	36-22	6793
59	2/11	130-109	Det. (Fort Wayne)	W	37-22	4210
60	2/13	108-106	Philadelphia	W	38-22	9328
61	2/14	99-92	@St. Louis	W	39-22	8185
62	2/16	111-103	St. Louis	W	40-22	6377
63	2/17	114-125	@Baltimore	L	40-23	2953
64	2/21	104-109	@New York	L	40-24	9204
65	2/23	127-131	Baltimore (NY)	L	40-25	12,261
66	2/27	115-117	@Detroit	L	40-26	3120
67	2/28	126-117	NY (Dayton, OH)	W	41-26	4217
68	3/1	110-130	Det. (Columbus, OH)	L	41-27	4131
69	3/2	121-105	San Francisco	W	42-27	2262
70	3/3	108-151	@Baltimore	L	42-28	4157
71	3/5	109-110	Philadelphia	L	42-29	7162
72	3/6	97-93	@San Francisco	W	43-29	2868
73	3/7	104-106	@LA Lakers	L	43-30	11,765
74	3/10	113-137	@St. Louis	L	43-31	5386
75	3/12	118-108	Boston	W	44-31	9261
76	3/14	113-103	@New York	W	45-31	6204
77	3/16	111-102	New York	W	46-31	2912
78	3/18	113-110	Baltimore	W	47-31	4050
79	3/20	125-122	@Philadelphia	W	48-31	4067
80	3/21	99-116	@Boston	L	48-32	9154

* = OT

1964-65 PLAYOFFS

Semifinals (1-3)

March 24	Cincinnati	117	vs.	Philadelphia	119	March 28	Cincinnati	94	vs.	Philadelphia	108
March 26	Cincinnati	121	@	Philadelphia	120	March 31	Cincinnati	112	@	Philadelphia	119

FINAL STATISTICS

PLAYER	G.	MIN.	FGM	FGA	PCT.	FTM	FTA	PCT.	REB.	AST.	PF	DQ	PTS.	AVG.
Oscar Robertson	75	3421	807	1681	.480	665	793	.839	674	861	205	2	2279	30.4
Jerry Lucas	66	2864	558	1121	.498	298	366	.814	1321	157	214	1	1414	21.4
Adrian Smith	80	2745	463	1016	.456	284	342	.830	220	240	199	2	1210	15.1
Jack Twyman	80	2236	479	1081	.443	198	239	.828	383	137	239	4	1156	14.5
Wayne Embry	74	2243	352	772	.456	239	371	.644	741	92	297	10	943	12.7
Enoch Olsen	79	1372	224	512	.438	144	195	.738	333	84	203	5	592	7.5
Tom Hawkins	79	1864	220	538	.409	116	204	.569	475	80	240	4	556	7.0
Harold Hairston	61	736	131	351	.373	110	165	.667	293	27	95	0	372	6.1
Jay Arnette	63	662	91	245	.371	56	75	.747	62	68	125	1	238	3.8
Arlen Bockhorn	19	424	60	157	.382	28	39	.718	55	45	52	1	148	7.8
Tom Thacker	55	470	56	168	.333	23	47	.489	127	41	64	0	135	2.5
George Wilson	39	288	41	155	.265	9	30	.300	102	11	59	0	91	2.3
Royals	80	19325	3482	7797	.447	2170	2866	.757	5387	1843	1992	30	9134	114.2

1965-66 CINCINNATI ROYALS

1957-1972



45-35
3RD - EASTERN DIVISION

Front row — from left to right, Head Coach Jack McMahon, Wayne Embry, Enoch Olsen, Jay Arnett, Oscar Robertson, Flynn Robinson, Nate Bowman. **Back Row — from left to right,** Jack Twyman, George Wilson, Adrian Smith, Jon McGlocklin, Harold Hairston, Tom Thacker, Jerry Lucas, Tom Hawkins.

G	DATE	SCORE	OPPONENT	W/L	REC.	ATT.
1	10/15	100-111	St. Louis	L	0-1	4645
2	10/16	98-102	@Boston	L	0-2	12,044
3	10/17	144-124	Baltimore	W	1-2	2951
4	10/19	99-100	San Francisco	L	1-3	3750
5	10/28	113-108	Boston	W	2-3	5995
6	10/29	131-121	@Baltimore	W	3-3	2551
7	10/30	114-134	@Philadelphia	L	3-4	7212
8	10/31	113-107	Detroit	W	4-4	3105
9	11/3	122-108	San Francisco	W	5-4	3389
10	11/5	120-114	@Detroit	W	6-4	4525
11	11/6	114-103	@New York	W	7-4	11,502
12	11/10	124-119	New York	W	8-4	4503
13	11/13	135-132	Baltimore	W	9-4	7068
14	11/17	131-115	Philadelphia	W	10-4	7391
15	11/19	103-129	@Boston	L	10-5	8572
16	11/21	120-114	Baltimore (Ind.)	W	11-5	6817
17	11/23	115-118	Detroit (NY)	L	11-6	12,003
18	11/24	112-108	St. Louis	W	12-6	5703
19	11/26	117-113	New York	W	13-6	7851
20	11/27	132-129	@New York	W	14-6	9345
21	11/30	126-120	LA Lakers	W	15-6	5387
22	12/1	105-121	@LA Lakers	L	15-7	9942
23	12/2	119-125	@San Francisco	L	15-8	4862
24	12/3	122-118	@LA Lakers	W	16-8	11,320
25	12/5	108-99	Boston	W	17-8	10,453
26	12/9	109-110	San Fran. (OH)	L	17-9	2270
27	12/10	110-129	LA Lakers	L	17-10	5670
28	12/11	132-135*	Phi. (Syracuse)	L	17-11	6100
29	12/14	112-109	Philadelphia	W	18-11	4601
30	12/15	117-110	@Boston	W	19-11	5097
31	12/18	114-122	@New York	L	19-12	8349
32	12/22	127-129*	@Baltimore	L	19-13	3860
33	12/25	119-113	San Francisco	W	20-13	6752
34	12/26	117-115	@St. Louis	W	21-13	6845
35	12/27	138-116	New York	W	22-13	5130
36	12/29	111-109	LA Lakers	W	23-13	10,004
37	1/1	122-147	@New York	L	23-14	3238
38	1/2	138-107	Baltimore	W	24-14	2660
39	1/3	130-114	St. Louis (Mem.)	W	25-14	6284
40	1/5	117-103	Det. (Dayton, OH)	W	26-14	2038
41	1/6	109-97	Det. (Toledo, OH)	W	27-14	3726
42	1/8	126-115	@Baltimore	W	28-14	5566
43	1/13	107-102	St. Louis (Ind.)	W	29-14	5781
44	1/16	108-106	Detroit	W	30-14	4106
45	1/18	119-108	LA Lakers	W	31-14	4137
46	1/21	96-113	@Boston	L	31-15	11,250
47	1/24	135-112	San Fran. (IN)	W	32-15	5601
48	1/25	113-101	Boston	W	33-15	8719
49	1/28	103-125	@Philadelphia	L	33-16	8110
50	1/29	116-115	St. Louis	W	34-16	4838
51	1/30	98-115	@St. Louis	L	34-17	9719
52	2/1	125-127	@San Francisco	L	34-18	5172
53	2/2	118-119	@LA Lakers	L	34-19	11,432
54	2/4	125-132	@LA Lakers	L	34-20	15,056
55	2/6	117-116	San Fran. (Phoenix)	W	35-20	10,120
56	2/7	118-124	Detroit (Ind.)	L	35-21	4585
57	2/8	128-113	Baltimore	W	36-21	3795
58	2/11	94-113	@Philadelphia	L	36-22	5864
59	2/12	143-116	Detroit	W	37-22	7155
60	2/13	102-104	@St. Louis	L	37-23	7278
61	2/15	136-123	Boston	W	38-23	7811
62	2/18	114-118	@Baltimore	L	38-24	6045
63	2/19	113-124	@New York	L	38-25	9002
64	2/20	133-129	@Detroit	W	39-25	7165
65	2/21	113-107	Phi. (Dayton, OH)	W	40-25	5000
66	2/23	133-140	@LA Lakers	L	40-26	9329
67	2/25	119-125	@San Francisco	L	40-27	4092
68	2/26	112-103	@San Francisco	W	41-27	4627
69	3/1	102-100	Philadelphia	W	42-27	6103
70	3/4	103-107	Philadelphia	L	42-28	8221
71	3/5	149-145*	New York	W	43-28	10,023
72	3/6	137-125	@Detroit	W	44-28	5655
73	3/9	116-119	LA Lakers (Ind.)	L	44-29	6310
74	3/10	120-124	Boston	L	44-30	7434
75	3/12	113-114	St. Louis	L	44-31	7290
76	3/13	106-115	@St. Louis	L	44-32	6857
77	3/15	125-107	NY (Dayton, OH)	W	45-32	2263
78	3/18	105-125	@Baltimore	L	45-33	4547
79	3/19	121-127	@Philadelphia	L	45-34	10,570
80	3/20	104-121	@Boston	L	45-35	13,284

* = OT

1965-66 PLAYOFFS

Semifinals (2-3)

March 23	Cincinnati	107	@	Boston	103	March 27	Cincinnati	113	@	Boston	107
March 26	Cincinnati	125	vs.	Boston	132	March 30	Cincinnati	103	vs.	Boston	120
						April 1	Cincinnati	103	@	Boston	112

FINAL STATISTICS

PLAYER	G.	MIN.	FGM	FGA	PCT.	FTM	FTA	PCT.	REB.	AST.	PF	DQ	PTS.	AVG.
Oscar Robertson	76	3493	818	1723	.475	742	881	.842	586	847	227	1	2378	31.3
Jerry Lucas	79	3517	690	1523	.453	317	403	.787	1668	213	274	5	1697	21.5
Adrian Smith	80	2982	531	1310	.405	408	480	.850	287	256	276	1	1470	18.4
Harold Hairston	72	1794	398	814	.489	220	321	.685	546	44	216	3	1016	14.1
Tom Hawkins	79	2126	273	604	.452	116	209	.555	575	99	274	4	662	8.4
Wayne Embry	80	1882	232	564	.411	141	234	.603	525	81	287	9	605	7.6
Jack Twyman	73	943	224	498	.450	95	117	.812	168	60	122	1	543	7.4
Jon McGlocklin	72	852	153	363	.421	62	79	.785	133	88	77	0	368	5.1
Connie Dierking	57	782	134	322	.416	50	82	.610	245	43	113	0	318	5.6
Tom Thacker	50	478	84	207	.406	15	38	.395	119	61	85	0	183	3.7
George Wilson	47	276	54	138	.391	27	42	.643	98	17	56	0	135	2.9
Art Heyman* (Cin. only)	11	100	15	43	.349	10	17	.588	13	7	19	0	40	3.6
Enoch Olsen* (Cin. only)	4	36	3	8	.375	1	3	.333	13	2	4	0	7	1.8
Jay Arnette* (Cin. only)	3	14	1	6	.167	0	0	.000	0	0	3	0	2	0.7
Royals	80	19272	3610	8123	.444	2204	2906	.758	5599	1818	2033	24	9424	117.8

*Did not finish season with team

1966-67 CINCINNATI ROYALS

1957-1972



39-42
3RD - EASTERN DIVISION

Coach Jack McMahon with, **from left to right,** Flynn Robinson, Jon McGlocklin, Harold Hairston, Bob Love, Jerry Lucas, Walt Wesley, Connie Dierking, George Wilson, James Ware, Oscar Robertson, Adrian Smith, Freddie Lewis.

G	DATE	SCORE	OPPONENT	W/L	REC.	ATT.
1	10/15	103-99	Detroit	W	1-0	10,060
2	10/18	112-114	@Detroit	L	1-1	5802
3	10/22	123-133*	@St. Louis	L	1-2	4759
4	10/26	116-122	@Baltimore	L	1-3	2639
5	10/27	121-118	St. Louis	W	2-3	4126
6	10/29	115-127	San Francisco	L	2-4	6021
7	11/2	131-129	New York	W	3-4	1309
8	11/4	120-115	@Detroit	W	4-4	8251
9	11/5	99-113	Chicago	L	4-5	4260
10	11/10	112-113*	Boston	L	4-6	5415
11	11/11	119-104	@Baltimore	W	5-6	4009
12	11/12	98-112	Philadelphia	L	5-7	8109
13	11/16	112-124	LA Lakers (OH)	L	5-8	4100
14	11/19	110-134	@Philadelphia	L	5-9	9509
15	11/20	125-123	Baltimore	W	6-9	3553
16	11/22	121-118	@New York	W	7-9	16,995
17	11/23	111-106	Philadelphia	W	8-9	7322
18	11/25	115-109	NY (Cleveland)	W	9-9	9088
19	11/26	87-118	@Boston	L	9-10	12,674
20	11/30	115-119	New York	L	9-11	2870
21	12/3	118-130	LA Lakers	L	9-12	5279
22	12/7	91-119	@Boston	L	9-13	12,513
23	12/9	99-117	Boston	L	9-14	4624
24	12/10	120-123*	@San Francisco	L	9-15	6893
25	12/11	118-119	@LA Lakers	L	9-16	6534
26	12/13	126-112	@San Francisco	W	10-16	3942
27	12/14	126-124	@LA Lakers	W	11-16	6823
28	12/16	120-128	Chicago (Cle.)	L	11-17	4640
29	12/18	138-114	Baltimore	W	12-17	3976
30	12/25	112-124	San Francisco	L	12-18	6172
31	12/26	118-134	@Philadelphia	L	12-19	6017
32	12/27	131-123	Detroit	W	13-19	5114
33	12/29	114-125	LA Lakers	L	13-20	6216
34	12/30	102-107	San Fran. (Cle.)	L	13-21	7853
35	12/31	103-107	@New York	L	13-22	4315
36	1/3	111-116	@Chicago	L	13-23	3037
37	1/7	125-112	Chicago	W	14-23	4161
38	1/8	126-94	@Baltimore	W	15-23	2363
39	1/11	106-102	@Chicago	W	16-23	2807
40	1/13	125-115	LA Lakers (Cle.)	W	17-23	8401
41	1/14	116-105	St. Louis	W	18-23	5236
42	1/18	106-119	Boston	L	17-24	4331
43	1/19	118-122	@Baltimore	L	17-25	4266
44	1/21	122-108	Detroit	W	19-25	6079
45	1/24	126-118	@New York	W	20-25	7227
46	1/25	132-125	New York	W	21-25	2834
47	1/26	110-118	Detroit (Cle.)	L	21-26	4323
48	1/27	107-110	@Philadelphia	L	21-27	9863
49	1/28	113-112	St. Louis	W	22-27	3503
50	1/29	121-118	San Francisco	W	23-27	9612
51	2/2	131-125	Baltimore (Cle.)	W	24-27	5634
52	2/3	113-118	@Chicago	L	24-28	4175
53	2/4	99-109	@Baltimore	L	24-29	5178
54	2/5	121-137	@Boston	L	24-30	8552
55	2/7	123-138	Boston (Cle.)	L	24-31	10,444
56	2/8	106-118	Philadelphia	L	24-32	4268
57	2/10	133-104	Detroit	W	25-32	4012
58	2/11	132-117	@Detroit	W	26-32	6139
59	2/12	115-118	@St. Louis	L	26-33	7606
60	2/13	123-131	@Philadelphia	L	26-34	7602
61	2/15	127-118	New York	W	27-34	3223
62	2/16	122-110	Detroit (NY)	W	28-34	11,779
63	2/17	118-127	Phi. (Cleveland)	L	28-35	11,036
64	2/18	123-124	@New York	L	28-36	16,627
65	2/20	112-104	St. Louis (K.C.)	W	29-36	6697
66	2/22	102-103	@LA Lakers	L	29-37	9096
67	2/24	137-122	@San Francisco	W	30-37	7051
68	2/25	129-116	@San Francisco	W	31-37	7111
69	2/26	127-141	@LA Lakers	L	31-38	11,411
70	2/28	107-127	Phi. (Syracuse)	L	31-39	7479
71	3/1	122-116	LA Lakers	W	32-39	3529
72	3/3	104-111	@Boston	L	32-40	13,337
73	3/4	109-102	Baltimore	W	33-40	3303
74	3/5	106-113	@Chicago	L	33-41	6513
75	3/6	129-122	St. Louis (Mem.)	W	34-41	3598
76	3/11	147-119	Chicago	W	35-41	4665
77	3/12	119-120	@St. Louis	L	35-42	4235
78	3/13	133-117	@Chicago	W	36-42	4025
79	3/15	112-108	Boston	W	37-42	4848
80	3/16	114-111	St. Louis (Cle.)	W	38-42	5082
81	3/18	127-112	San Francisco	W	39-42	6045

* = OT

1966-67 PLAYOFFS

Semifinals (1-3)

March 21	Cincinnati	120	@	Philadelphia	116	March 24	Cincinnati	106	@	Philadelphia	121
March 22	Cincinnati	102	vs.	Philadelphia	123	March 25	Cincinnati	94	vs.	Philadelphia	112

FINAL STATISTICS

PLAYER	G.	MIN.	FGM	FGA	PCT.	FTM	FTA	PCT.	REB.	AST.	PF	DQ	PTS.	AVG.
Oscar Robertson	79	3468	838	1699	.493	736	843	.873	486	845	226	2	2412	30.5
Jerry Lucas	81	3558	577	1257	.459	284	359	.791	1547	268	280	2	1438	17.8
Adrian Smith	81	2636	502	1147	.438	343	380	.903	205	187	272	0	1347	16.6
Harold Hairston	79	2442	461	962	.479	252	382	.660	631	62	273	5	1174	14.9
Connie Dierking	77	1905	291	729	.399	134	180	.744	603	158	251	7	716	9.3
Flynn Robinson	76	1140	274	599	.457	120	154	.779	133	110	197	3	668	8.8
Jon McGlocklin	60	1194	217	493	.440	74	104	.712	164	93	84	0	508	8.5
Bob Love	66	1074	173	403	.429	93	147	.633	257	49	153	3	439	6.7
Walt Wesley	64	909	131	333	.393	52	123	.423	329	19	161	2	314	4.9
Len Chappell (Cin. only)	54	529	92	224	.411	39	60	.650	151	21	73	0	223	4.1
Freddie Lewis	32	334	60	153	.392	29	41	.707	44	40	49	1	149	4.7
Jim Ware	33	201	30	97	.309	10	17	.588	69	6	35	0	70	2.1
George Wilson* (Cin. only)	12	125	8	41	.195	13	16	.813	43	0	19	0	29	2.4
Royals	81	20223	3654	8137	.449	2179	2806	.777	5198	1858	2073	25	9487	117.4

*Did not finish season with team

1967-68 CINCINNATI ROYALS

1957-1972



39-43
5TH - EASTERN DIVISION

Coach Ed Jucker with ball with — **front row, from left to right,** Adrian Smith, Oscar Robertson. **Back Row — from left to right,** John Tresvant, Connie Dierking, Jerry Lucas.

G	DATE	SCORE	OPPONENT	W/L	REC.	ATT.
1	10/17	108-131	@Detroit	L	0-1	6997
2	10/18	122-118	San Francisco	W	1-1	5928
3	10/21	109-107	Chicago	W	2-1	4858
4	10/22	106-94	@Seattle	W	3-1	4116
5	10/24	106-116	@San Francisco	L	3-2	2411
6	10/25	116-132	@LA Lakers	L	3-3	7355
7	10/27	116-113	@San Diego	W	4-3	4632
8	10/29	108-99	@San Diego	W	5-3	2642
9	11/1	96-101	St. Louis	L	5-4	2652
10	11/4	104-106	LA Lakers	L	5-5	5498
11	11/7	103-113	Boston	L	5-6	4086
12	11/8	100-122	@Baltimore	L	5-7	2649
13	11/9	106-123	@New York	L	5-8	14,126
14	11/11	109-108	San Diego	W	6-8	3592
15	11/14	102-122	@Philadelphia	L	6-9	8413
16	11/17	120-119	@Boston	W	7-9	8562
17	11/22	123-122	New York	W	8-9	3047
18	11/24	153-133	Seattle (Cleveland)	W	9-9	3455
19	11/25	123-133	Detroit	L	9-10	5827
20	11/29	99-119	New York	L	9-11	2545
21	12/1	109-123	@Baltimore	L	9-12	2194
22	12/2	110-126	Chicago	L	9-13	2311
23	12/5	104-105	Chi. (Evansville, IN)	L	9-14	3200
24	12/6	107-108	Philadelphia	L	9-15	3005
25	12/8	95-101	@St. Louis	L	9-16	8416
26	12/9	108-104	Boston	W	10-16	4046
27	12/13	136-108	Baltimore	W	11-16	2761
28	12/15	147-130	Detroit (Cle.)	W	12-16	3485
29	12/16	122-110	@Detroit	W	13-16	10,632
30	12/19	118-133	@New York	L	13-17	14,338
31	12/22	117-120	@Boston	L	13-18	10,868
32	12/25	118-112	Seattle	W	14-18	3323
33	12/26	121-126	@Philadelphia	L	14-19	15,003
34	12/27	132-127	LA Lakers	W	15-19	5546
35	12/28	126-122	San Fran. (Cle.)	W	16-19	4199
36	12/29	113-130	@Baltimore	L	16-20	4330
37	1/2	125-119	@New York	W	17-20	12,865
38	1/5	141-142*	@Detroit	L	17-21	8239
39	1/6	109-114	Chicago	L	17-22	2602
40	1/7	134-118	Philadelphia	W	18-22	5610
41	1/9	118-121	Baltimore (NC)	L	18-23	3000
42	1/10	133-117	Baltimore	W	19-23	2136
43	1/11	120-116	Boston (Cle.)	W	20-23	8116
44	1/13	122-116	San Diego	W	21-23	2847
45	1/16	148-121	San Francisco	W	22-23	2411
46	1/18	129-126	San Diego (Cle.)	W	23-23	2506
47	1/20	128-120	Detroit	W	24-23	4811
48	1/25	116-118	LA Lakers (Cle.)	L	24-24	6005
49	1/26	113-123	@Philadelphia	L	24-25	12,337
50	1/27	111-120	St. Louis	L	24-26	6402
51	1/30	121-101	Detroit (NY)	W	25-26	18,499
52	1/31	126-128	New York	L	25-27	2702
53	2/2	125-113	@Chicago	W	26-27	13,575
54	2/3	111-125	St. Louis	L	26-28	4505
55	2/4	100-106	@St. Louis	L	26-29	6108
56	2/5	129-132*	Seattle (Phoenix)	L	26-30	4680
57	2/6	102-146	@LA Lakers	L	26-31	8119
58	2/8	109-126	@San Francisco	L	26-32	3725
59	2/10	101-99	@San Diego	W	27-32	4653
60	2/12	104-112*	Chicago (Cle.)	L	27-33	2425
61	2/13	111-123	St. Louis (Syracuse)	L	27-34	2583
62	2/15	132-119	Seattle	W	28-34	2306
63	2/16	125-91	New York (Cle.)	W	29-34	5308
64	2/17	117-115	Baltimore	W	30-34	5125
65	2/18	107-100	Boston	W	31-34	10,275
66	2/20	110-126	@Boston	L	31-35	12,092
67	2/22	99-112	Baltimore (Cle.)	L	31-36	3844
68	2/23	115-131	@LA Lakers	L	31-37	15,217
69	2/24	114-127	@San Francisco	L	31-38	4942
70	2/27	106-117	@LA Lakers	L	31-39	9060
71	2/29	120-114	@San Diego	W	32-39	3284
72	3/1	122-101	@San Francisco	W	33-39	4760
73	3/3	138-128	@Seattle	W	34-39	8894
74	3/6	108-106	Philadelphia	W	35-39	5022
75	3/7	117-125	Philadelphia (Cle.)	L	35-40	9851
76	3/8	118-129	Detroit	L	35-41	8849
77	3/10	137-111	@Boston	W	36-41	12,290
78	3/11	98-104	@Chicago	L	36-42	5163
79	3/13	142-123	Seattle	W	37-42	4958
80	3/14	102-96	St. Louis (Cle.)	W	38-42	3715
81	3/19	131-130*	@Philadelphia	W	39-42	4601
82	3/20	106-108	@New York	L	39-43	11,862

* = OT

FINAL STATISTICS

PLAYER	G.	MIN.	FGM	FGA	PCT.	FTM	FTA	PCT.	REB.	AST.	PF	DQ	PTS.	AVG.
Oscar Robertson	65	2765	660	1321	.500	576	660	.873	391	633	199	2	1896	29.2
Jerry Lucas	82	3619	707	1361	.519	346	445	.778	1560	251	243	3	1760	21.5
Connie Dierking	81	2637	544	1164	.467	237	310	.765	766	191	315	6	1325	16.4
Adrian Smith	82	2783	480	1035	.464	320	386	.829	185	272	259	6	1280	15.6
Harold Hairston* (Cin. only)	48	1625	317	630	.503	203	296	.686	355	58	127	1	837	17.4
Bob Love	72	1068	193	455	.424	78	114	.684	209	55	141	1	464	6.4
Walt Wesley	66	918	188	404	.465	76	152	.500	281	34	168	2	452	6.8
Guy Rodgers (Cin. only)	75	1417	132	372	.355	98	122	.803	136	352	156	1	362	4.8
Bill Dinwiddie	67	871	141	358	.394	62	102	.608	237	31	122	2	344	5.1
John Tresvant (Cin. only)	30	802	121	270	.448	67	106	.632	169	46	105	3	309	10.3
Tom Van Arsdale (Cin.only)	27	682	97	238	.408	87	116	.750	93	76	83	2	281	10.4
Gary Gray	44	276	49	134	.366	7	10	.700	23	26	48	0	105	2.4
Jim Fox* (Cin. only)	31	244	32	79	.405	36	56	.643	95	12	34	0	100	3.2
Len Chappell* (Cin. only)	10	65	15	30	.500	8	10	.800	15	5	6	0	38	3.8
Flynn Robinson* (Cin. only)	2	16	3	10	.300	3	7	.429	4	5	4	0	9	4.5
Al Jackson	2	17	0	3	.000	0	0	.000	0	1	6	0	0	0.0
Royals	82	25338	3679	7864	.468	2204	2892	.762	5129	2048	2016	29	9562	116.6

* Did not finish season with team

1968-69 CINCINNATI ROYALS

1957-1972



41-41
6TH - EASTERN DIVISION

(ON LEFT) Swingman TOM VAN ARSDALE, who would later represent the Royals in the 1970 All-Star Game, averaged 19.4 ppg and 4.6 rpg in 1968-69.

(ON RIGHT) On May 9, 1969, Boston Celtics Hall of Famer BOB COUSY became the seventh head coach in franchise history, replacing Ed Jucker.

G	DATE	SCORE	OPPONENT	W/L	REC.	ATT.
1	10/16	125-110	@Atlanta	W	1-0	5606
2	10/19	127-115	Detroit	W	2-0	5130
3	10/22	107-103	LA Lakers	W	3-0	4310
4	10/23	101-108	@Boston	L	3-1	10,036
5	10/26	92-98	@New York	L	3-2	9986
6	10/30	118-114	New York	W	4-2	3739
7	11/1	132-114	Milwaukee	W	5-2	2324
8	11/2	119-113	@Philadelphia	W	6-2	10,199
9	11/6	133-122	Chicago Bulls	W	7-2	2328
10	11/9	110-104	@Chicago Bulls	W	8-2	6312
11	11/12	126-115	@Baltimore	W	9-2	5525
12	11/13	111-115	Baltimore	L	9-3	5497
13	11/14	110-101	@New York	W	10-3	9214
14	11/15	105-116	@Boston	L	10-4	9318
15	11/16	130-125	Atlanta	W	11-4	5027
16	11/19	107-121	@Detroit	L	11-5	5438
17	11/20	113-107	San Francisco	W	12-5	2557
18	11/23	105-120	Philadelphia	L	12-6	7103
19	11/27	91-94	@Atlanta	L	12-7	3393
20	11/29	122-112	Detroit (Cle.)	W	13-7	5318
21	11/30	109-126	Atlanta	L	13-8	3706
22	12/3	129-127	@Baltimore	W	14-8	3725
23	12/7	114-117*	Boston	L	14-9	5744
24	12/8	120-115	New York (Cle.)	W	15-9	3501
25	12/10	107-96	@Milwaukee	W	16-9	3780
26	12/11	116-110	San Diego	W	17-9	3571
27	12/13	130-123*	Phoenix (Cle.)	W	18-9	2114
28	12/14	121-115	Milwaukee	W	19-9	2002
29	12/15	119-101	Phoenix (Omaha)	W	20-9	5886
30	12/17	108-112	@LA Lakers	L	20-10	9092
31	12/18	114-123	@Phoenix	L	20-11	3462
32	12/21	124-132	@San Diego	L	20-12	4596
33	12/25	103-98	Chicago Bulls	W	21-12	4502
34	12/26	96-104	@Chicago Bulls	L	21-13	2617
35	12/28	123-128	Philadelphia	L	21-14	3397
36	12/31	114-112	@Boston	W	22-14	7069
37	1/1	101-106	San Fran. (Cle.)	L	22-15	2505
38	1/2	113-109	Mil. (Madison, WI)	W	23-15	3116
39	1/3	125-130	Baltimore	L	23-16	5572
40	1/6	106-104	Chicago (Omaha)	W	24-16	8295
41	1/7	101-116	Milwaukee	L	24-17	1652
42	1/9	110-119	Seattle (Cle.)	L	24-18	2017
43	1/11	115-118	@Detroit	L	24-19	5651
44	1/12	111-113	Detroit	L	24-20	5041
45	1/16	120-109	San Diego (Cle.)	W	25-20	4281
46	1/17	107-128	@LA Lakers	L	25-21	15,157
47	1/19	117-132	@LA Lakers	L	25-22	13,469
48	1/21	113-107*	@San Francisco	W	26-22	3381
49	1/26	113-126	LA Lakers (Cle.)	L	26-23	9765
50	1/28	100-107	San Francisco	L	26-24	2827
51	1/30	116-115	Phi. (Syracuse)	W	27-24	6128
52	1/31	101-116	@Boston	L	27-25	8463
53	2/1	111-96	Seattle	W	28-25	6114
54	1/4	125-114	Detroit (Houston)	W	29-25	41,163
55	2/5	93-110	@San Diego	L	29-26	4685
56	2/6	124-103	Phoenix (Tucson, AZ)	W	30-26	3849
57	2/7	97-102	@Seattle	L	30-27	7350
58	2/8	117-116	@San Francisco	W	31-27	14,112
59	2/11	112-129	Phi. (Cleveland)	L	31-28	3737
60	2/12	114-118	San Diego	L	31-29	3733
61	2/15	111-101	@Chicago Bulls	W	32-29	7117
62	2/16	113-125	Phoenix	L	32-30	3922
63	2/17	117-112	@Baltimore	W	33-30	7456
64	2/18	123-124	Atlanta (Cle.)	L	33-31	6287
65	2/19	110-100	New York	W	34-31	4109
66	2/23	109-126	Baltimore	L	34-32	7145
67	2/25	119-120	Philadelphia	L	34-33	3820
68	2/27	112-127	@San Diego	L	34-34	6463
69	2/28	115-131	@San Francisco	L	34-35	4144
70	3/1	122-134	@Seattle	L	34-36	9477
71	3/3	113-107	@Seattle	W	35-36	4028
72	3/4	141-122	@Phoenix	W	36-36	3165
73	3/6	112-110	@Milwaukee	W	37-36	9242
74	3/7	105-114	@Detroit	L	37-37	4850
75	3/9	107-134	@Atlanta	L	37-38	6254
76	3/13	120-110	Boston	W	38-38	4531
77	3/14	128-130*	Baltimore (Cle.)	L	38-39	11,082
78	3/15	108-121	@New York	L	38-40	19,500
79	3/19	136-128*	LA Lakers	W	39-40	4376
80	3/21	119-145	Boston (Cle.)	L	39-41	6765
81	3/22	134-127	Seattle	W	40-41	2534
82	3/24	125-119	@Philadelphia	W	41-41	12,131

* = OT

FINAL STATISTICS

PLAYER	G.	MIN.	FGM	FGA	PCT.	FTM	FTA	PCT.	REB.	AST.	PF	DQ	PTS.	AVG.
Oscar Robertson	79	3461	656	1351	.486	643	767	.838	502	772	231	2	1955	24.7
Tom Van Arsdale	77	3059	547	1233	.444	398	533	.747	356	208	300	6	1492	19.4
Jerry Lucas	74	3075	555	1007	.551	247	327	.755	1360	306	206	0	1357	18.3
Connie Dierking	82	2540	546	1232	.443	243	319	.762	739	222	305	9	1335	16.3
Adrian Smith	73	1336	243	562	.432	217	269	.807	105	127	166	1	703	9.6
Walt Wesley	82	1334	245	534	.459	134	207	.647	403	47	191	0	624	7.6
John Tresvant* (Cin. only)	51	1681	239	531	.450	130	223	.583	419	103	193	5	608	11.9
Fred Hetzel (Cin. only)	31	685	140	287	.488	88	105	.838	140	29	94	3	368	11.9
Al Tucker (Cin. only)	28	626	126	265	.475	49	73	.671	122	19	75	2	301	10.8
Bill Dinwiddie	69	1028	124	352	.352	45	87	.517	242	55	146	0	293	4.2
Fred Foster	56	497	74	193	.383	43	66	.652	61	36	49	0	191	3.4
Pat Frink	48	363	50	147	.340	23	29	.793	41	55	54	1	123	2.6
Don Smith* (Cin. only)	20	108	18	43	.419	2	7	.286	31	4	17	0	38	1.9
Doug Sims	4	12	2	5	.400	0	0	.000	4	0	4	0	4	1.0
Royals	82	24357	3565	7742	.460	2262	3012	.751	4525	1983	2031	29	9392	114.5

* Did not finish season with team

1969-70 CINCINNATI ROYALS

1957-1972



36-46
5TH - EASTERN DIVISION

Head Coach Bob Cousy (kneeling) with, **from left to right,** Connie Dierking, Johnny Green, Tom Van Arsdale.

G	DATE	SCORE	OPPONENT	W/L	REC.	ATT.
1	10/15	89-94	New York	L	0-1	5299
2	10/17	110-108	@Boston	W	1-1	13,755
3	10/18	123-134	Philadelphia	L	1-2	4744
4	10/22	109-116	LA Lakers	L	1-3	4713
5	10/24	126-131*	@Baltimore	L	1-4	5720
6	10/25	109-98	@Philadelphia	W	2-4	7509
7	10/30	104-106	@Phoenix	L	2-5	6699
8	10/31	121-129	@Seattle	L	2-6	4016
9	11/1	97-120	@San Francisco	L	2-7	7851
10	11/2	124-116	@LA Lakers	W	3-7	9947
11	11/5	133-120	San Diego	W	4-7	3281
12	11/6	109-130	San Francisco	L	4-8	3365
13	11/8	130-121	Baltimore	W	5-8	5532
14	11/12	116-107	Boston	W	6-8	4044
15	11/15	104-105	Detroit	L	6-9	4331
16	11/18	94-112	@New York	L	6-10	19,500
17	11/19	103-116	LA Lakers	L	6-11	3412
18	11/21	133-119	Chicago	W	7-11	3450
19	11/23	137-123	Phoenix	W	8-11	2866
20	11/24	129-104	@Milwaukee	W	9-11	7027
21	11/28	105-106	New York (Cle.)	L	9-12	10,438
22	11/29	111-128	@Atlanta	L	9-13	5482
23	11/30	115-107	Philadelphia	W	10-13	4774
24	12/2	107-129	@Baltimore	L	10-14	3662
25	12/3	117-118	Seattle	L	10-15	2456
26	12/5	156-127	Atlanta	W	11-15	3428
27	12/6	102-120	@Philadelphia	L	11-16	8128
28	12/9	103-101	@New York	W	12-16	18,877
29	12/10	122-121	Philadelphia	W	13-16	3102
30	12/11	116-119*	@Detroit	L	13-17	2888
31	12/13	110-126	@Phoenix	L	13-18	5786
32	12/14	137-130**	@Phoenix	W	14-18	7075
33	12/17	104-117	@Seattle	L	14-19	4472
34	12/19	117-109	@LA Lakers	W	15-19	11,193
35	12/20	111-126	@San Diego	L	15-20	4622
36	12/25	120-124*	San Francisco	L	15-21	4548
37	12/26	130-110	Atlanta (Cle.)	W	16-21	5629
38	12/27	112-110*	Milwaukee	W	17-21	11,665
39	12/29	110-103	@Detroit	W	18-21	5501
40	12/30	125-120	San Diego	W	19-21	5315
41	1/2	116-118	@Baltimore	L	19-22	4613
42	1/3	104-102	@Atlanta	W	20-22	5043
43	1/4	129-128	Baltimore	W	21-22	2861
44	1/6	128-124	Phoenix	W	22-22	3426
45	1/7	119-138	@Milwaukee	L	22-23	8058
46	1/11	118-125	Phoenix (Omaha)	L	22-24	6129
47	1/13	92-112	Milwaukee (Cle.)	L	22-25	11,197
48	1/15	120-130	@Chicago	L	22-26	7512
49	1/16	100-117	Atl. (Columbia, SC)	L	22-27	5204
50	1/18	116-141	@Philadelphia	L	22-28	6915
51	1/22	111-104	Boston	W	23-28	4045
52	1/24	109-125	@Milwaukee	L	23-29	10,746
53	1/25	129-122	Baltimore	W	24-29	3838
54	1/26	116-115	Chicago	W	25-29	6125
55	1/28	114-126	Milwaukee	L	25-30	8187
56	1/30	103-108	@Boston	L	25-31	6696
57	1/31	117-115	Detroit	W	26-31	4313
58	2/1	108-115	@Chicago	L	26-32	11,107
59	2/3	114-124	LA Lakers (Cle.)	L	26-33	6001
60	2/4	115-121	Seattle	L	26-34	2805
61	2/6	92-135	New York	L	26-35	7083
62	2/7	114-121	@New York	L	26-36	19,500
63	2/8	117-130	@Boston	L	26-37	9134
64	2/10	117-115	@Detroit	W	27-37	2158
65	2/11	124-113	Detroit (Omaha)	W	28-37	3546
66	2/13	128-110	@San Francisco	W	28-37	4632
67	2/15	123-150	@San Diego	L	28-38	4152
68	2/18	125-139	Atlanta (Mem.)	L	28-39	5711
69	2/21	127-119	Chicago	W	29-39	9551
70	2/22	136-116	Philadelphia	W	30-39	3913
71	3/1	114-120	@Milwaukee	L	30-40	10,746
72	3/2	110-118	Baltimore (Mem.)	L	30-41	4858
73	3/4	127-125	@San Diego	W	31-41	3428
74	3/6	122-126	@Seattle	L	31-42	13,102
75	3/7	121-119	@San Francisco	W	32-42	6128
76	3/8	116-144	@LA Lakers	L	33-43	14,229
77	3/11	127-144	Boston	L	33-44	3354
78	3/12	165-151	San Diego	W	34-44	2695
79	3/15	116-113	Seattle	W	35-44	9640
80	3/16	140-142*	Chicago (Omaha)	L	35-45	3652
81	3/20	111-118	San Francisco	L	35-46	8416
82	3/21	136-120	@New York	W	36-46	19,500

* = OT

FINAL STATISTICS

PLAYER	G.	MIN.	FGM	FGA	PCT.	FTM	FTA	PCT.	REB.	AST.	PF	DQ	PTS.	AVG.
Oscar Robertson	69	2865	647	1267	.511	454	561	.809	422	558	175	1	1748	25.3
Tom Van Arsdale	71	2544	620	1376	.451	381	492	.774	463	155	247	3	1621	22.8
Connie Dierking	76	2448	521	1243	.419	230	306	.752	624	169	275	7	1272	16.7
Johnny Green	78	2278	481	860	.559	254	429	.592	841	112	268	6	1216	15.6
Fred Foster	73	2077	461	1026	.449	176	243	.724	310	107	209	2	1098	14.8
Jerry Lucas* (Cin. only)	4	118	18	35	.514	5	7	.714	45	9	5	0	41	10.3
Norm Van Lier	81	2895	302	749	.403	166	224	.741	409	500	329	18	770	9.5
Luther Rackley	66	1256	190	423	.449	124	195	.636	378	56	204	5	504	7.6
Herm Gilliam	57	1161	179	441	.406	68	91	.747	215	178	163	6	426	7.5
Bill Turner (Cin. only)	69	1095	188	451	.417	118	157	.752	290	42	187	3	494	7.2
Adrian Smith* (Cin. only)	32	453	60	148	.405	52	60	.867	33	45	56	0	172	5.4
Wally Anderzunas	44	370	65	166	.392	29	46	.630	82	9	47	1	159	3.9
Jim King (Cin. only)	31	286	34	83	.410	22	27	.815	46	42	39	0	90	2.9
Bob Cousy	7	34	1	3	.333	3	3	1.000	5	10	11	0	5	0.7
Royals	82	20662	3767	8271	.455	2082	2841	.733	4163	1992	2215	52	9616	117.3

*Did not finish season with team

1970-71 CINCINNATI ROYALS

1957-1972



33-49
3RD - CENTRAL DIVISION

Front row — from left to right, Connie Dierking, Charles Paulk, Assistant Coach Draff Young, Executive Vice President and General Manager Joe Axelson, Head Coach Bob Cousy, Greg Hyder, Sam Lacey.
Back row — from left to right, Trainer Joe Keefe, Norm Van Lier, Johnny Green, Nate Williams, Tom Van Arsdale, Darrell Imhoff, Moe Barr, Nate Archibald, Equipment Manager Richard Morgan.

G	DATE	SCORE	OPPONENT	W/L	REC.	ATT.
1	10/14	104-128	New York	L	0-1	4658
2	10/17	105-123	Philadelphia	L	0-2	2482
3	10/21	105-117	Baltimore	L	0-3	2114
4	10/23	126-131	@Boston	L	0-4	4910
5	10/24	103-115	@New York	L	0-5	17,222
6	10/26	126-107	Atlanta	W	1-5	2278
7	10/28	131-118	Seattle	W	2-5	1623
8	10/30	125-110	@Cleveland	W	3-5	3199
9	10/31	100-121	Milwaukee	L	3-6	9634
10	11/3	112-115	@Detroit	L	3-7	5354
11	11/4	115-133	Phoenix	L	3-8	2091
12	11/7	122-140	Boston	L	3-9	3538
13	11/10	138-121	@Portland	W	4-9	5166
14	11/11	120-127	@San Diego	L	4-10	4453
15	11/12	121-107	@San Francisco	W	5-10	2388
16	11/13	109-115	@Phoenix	L	5-11	9802
17	11/18	107-128	Chicago	L	5-12	6128
18	11/19	106-98	@New York	W	6-12	16,073
19	11/21	114-102	Detroit	W	7-12	3312
20	11/25	120-138	San Diego	L	7-13	2790
21	11/27	113-109	@Philadelphia	W	8-13	10,394
22	11/28	105-86	Cleveland	W	9-13	2614
23	12/2	111-119	Seattle	L	9-14	1823
24	12/5	106-131	Philadelphia	L	9-15	2821
25	12/6	118-126	@Baltimore	L	9-16	2645
26	12/7	124-113	San Fran. (Omaha)	W	10-16	2765
27	12/9	118-106	Atlanta	W	11-16	2770
28	12/12	114-95	Cleveland	W	12-16	1833
29	12/16	102-118	LA Lakers	L	12-17	9141
30	12/18	122-137	@Chicago	L	12-18	10,293
31	12/19	119-110	Milwaukee	W	13-18	5071
32	12/20	135-136**	Detroit (Omaha)	L	13-19	2734
33	12/23	120-115	Baltimore	W	14-19	2614
34	12/25	117-100	Cleveland	W	15-19	2713
35	12/26	130-118	@Atlanta	W	16-19	5320
36	12/28	114-137	@Mil. (Madison, WI)	L	16-20	8485
37	12/30	115-119	Detroit	L	16-21	5284
38	1/2	115-103	@Buffalo	W	17-21	3198
39	1/5	146-112	LA Lakers (Omaha)	W	18-21	8156
40	1/6	133-128*	Portland	W	19-21	2279
41	1/8	109-115	@Detroit	L	19-22	4978
42	1/9	110-114	Seattle	L	19-23	3879
43	1/14	120-126	LA Lakers (Toronto)	L	19-24	11,589
44	1/15	116-135	@Milwaukee	L	19-25	10,746
45	1/16	114-113	Buffalo	W	20-25	2397
46	1/18	99-118	Phoenix (Omaha)	L	20-26	3149
47	1/19	108-116	@San Francisco	L	20-27	2816
48	1/20	126-114	@Phoenix	W	21-27	5586
49	1/22	131-132*	@Seattle	L	21-28	12,657
50	1/24	131-142	@LA Lakers	L	21-29	12,543
51	1/27	115-113	Baltimore	W	22-29	3608
52	1/29	118-145	@Baltimore	L	22-30	4693
53	1/30	116-110	San Diego	W	23-30	3176
54	1/31	99-131	@Chicago	L	23-31	10,096
55	2/2	108-115	@New York	L	23-32	18,338
56	2/3	134-115	Boston	W	24-32	2456
57	2/5	110-114	@Boston	L	24-33	4012
58	2/6	109-118	Philadelphia	L	24-34	5022
59	2/7	118-121	@Atlanta	L	24-35	6053
60	2/11	101-119	@Seattle	L	24-36	13,012
61	2/12	119-133	@San Francisco	L	24-37	4799
62	2/13	116-120	@San Diego	L	24-38	4258
63	2/14	113-125	@LA Lakers	L	24-39	13,523
64	2/16	109-102	Port. (Eugene, OR)	W	25-39	9300
65	2/17	117-133	@Phoenix	L	25-40	8006
66	2/19	109-125	@Cleveland	L	25-41	3896
67	2/20	120-94	Buffalo	W	26-41	4161
68	2/24	105-125	New York	L	26-42	5142
69	2/26	111-135	@Milwaukee	L	26-43	10,746
70	2/28	121-131	@Philadelphia	L	26-44	10,109
71	3/1	94-98	Chi. (Las Cruces, NM)	L	26-44	9097
72	3/3	133-132*	@Baltimore	W	27-45	4501
73	3/5	117-111	Portland (Omaha)	W	28-45	2098
74	3/7	112-122	@Atlanta	L	28-46	7192
75	3/10	120-118*	New York	W	29-46	6613
76	3/12	124-108	Boston (Omaha)	W	30-46	6158
77	3/13	136-127	Atlanta	W	31-46	12,530
78	3/14	115-103	@Cleveland	W	32-46	3261
79	3/16	113-102	@Buffalo	W	33-46	11,248
80	3/17	92-110	San Francisco	L	33-47	5064
81	3/19	127-147	@Philadelphia	L	33-48	15,244
82	3/21	110-135	@Boston	L	33-49	6550

* = OT

FINAL STATISTICS

PLAYER	G.	MIN.	FGM	FGA	PCT.	FTM	FTA	PCT.	REB.	AST.	PF	DQ	PTS.	AVG.
Tom Van Arsdale	82	3146	749	1642	.456	377	523	.721	499	181	294	3	1875	22.9
Johnny Green	75	2147	502	855	.587	248	402	.617	656	89	233	7	1252	16.7
Norm Van Lier	82	3324	478	1138	.420	359	440	.816	583	832	343	12	1315	16.0
Nate Archibald	82	2867	486	1095	.444	336	444	.757	242	450	218	2	1308	16.0
Sam Lacey	81	2648	467	1117	.418	156	227	.687	913	117	270	8	1090	13.5
Flynn Robinson	71	1368	374	817	.458	195	228	.855	143	138	161	0	943	13.3
Charles Paulk	68	1213	274	637	.430	79	131	.603	320	27	186	6	627	9.2
Darrall Imhoff	34	826	119	258	.461	37	73	.507	233	79	120	5	275	8.1
Fred Foster* (Cin. only)	1	21	3	8	.375	1	3	.333	4	0	2	0	7	7.0
Connie Dierking* (Cin. only)	1	23	3	16	.188	0	0	.000	7	1	5	0	6	6.0
Bob Arnzen	55	594	128	277	.462	45	52	.865	152	24	54	0	301	5.5
Greg Hyder	77	1359	183	409	.477	51	71	.718	332	48	187	2	417	5.4
Moe Barr	31	145	25	62	.403	11	13	.846	20	28	27	0	61	2.0
Tom Black (Cin. only)	16	100	10	33	.303	6	15	.400	34	2	20	0	26	1.6
Willie Williams (Cin. only)	9	49	4	10	.400	0	0	.000	13	6	6	0	8	0.9
Royals	82	20040	3805	8374	.454	1901	2622	.725	4151	2022	2126	45	9511	116.0
Opponents	82	20040	3795	8130	.467	2184	2991	.730	4675	2050	1979	37	9774	119.2

* Did not finish season with team

1971-72 CINCINNATI ROYALS



30-52
3RD - CENTRAL DIVISION

Front row — from left to right, Sam Lacey, Darrell Imhoff. **Back row — from left to right,** Matt Guokas, Johnny Green, Ken Durrett, Nate Williams.

G	DATE	SCORE	OPPONENT	W/L	REC.	ATT.
1	10/12	127-113	Atlanta	W	1-0	5124
2	10/19	100-101	Seattle	L	1-1	2967
3	10/23	100-104	@Portland	L	1-2	6603
4	10/24	101-119	@Seattle	L	1-3	10,318
5	10/26	99-126	@Phoenix	L	1-4	6901
6	10/29	107-119	@LA Lakers	L	1-5	12,442
7	10/30	112-116	@Golden State	L	1-6	3178
8	11/3	124-100	Philadelphia	W	2-6	2549
9	11/6	110-95	Phoenix	W	3-6	3076
10	11/8	109-120	Boston (Omaha)	L	3-7	6035
11	11/10	99-85	New York	W	4-7	3483
12	11/13	110-101	Golden State	W	5-7	4058
13	11/16	98-102	@Buffalo	L	5-8	4507
14	11/17	103-113	Baltimore	L	5-9	2240
15	11/19	110-106	@Boston	W	6-9	9415
16	11/23	110-125	@New York	L	6-10	18,778
17	11/24	114-112	Portland	W	7-10	2621
18	11/26	114-128	@Cleveland	L	7-11	6219
19	11/27	81-114	Milwaukee	L	7-12	8858
20	11/30	118-103	@Baltimore	W	8-12	2379
21	12/1	101-109	Chicago	L	8-13	2207
22	12/3	82-120	@Milwaukee	L	8-14	9169
23	12/4	98-100	Seattle	L	8-15	2643
24	12/7	91-115	@Buffalo	L	8-16	4619
25	12/8	109-115	Philadelphia	L	8-17	1827
26	12/10	113-106*	@Philadelphia	W	9-17	8252
27	12/11	103-95	Cleveland	W	10-17	2196
28	12/12	83-96	Boston	L	10-18	1885
29	12/15	108-127	Phoenix	L	10-19	2038
30	12/16	101-107	@Detroit	L	10-20	1931
31	12/18	116-126	Houston	L	10-21	1722
32	12/19	99-101	@Atlanta	L	10-22	7192
33	12/22	103-106	Atlanta	L	10-23	3059
34	12/25	94-99	Boston	L	10-24	3321
35	12/28	87-119	@Baltimore	L	10-25	4502
36	12/29	102-107	Golden State	L	10-26	8543
37	1/1	94-104	@New York	L	10-27	18,865
38	1/5	106-115	Milwaukee	L	10-28	4007
39	1/7	132-151	@Detroit	L	10-29	3548
40	1/8	87-97	Buffalo	L	10-30	2459
41	1/9	104-108*	@Chicago	L	10-31	5845
42	1/11	109-107*	@Buffalo	W	11-31	5866
43	1/12	108-107	LA Lakers	W	12-31	5231
44	1/14	126-102	Atlanta	W	13-31	3908
45	1/16	128-108	Cle. (Las Cruces, NM)	W	14-31	3980
46	1/20	87-104	Houston	L	14-32	3057
47	1/22	113-96	Cleveland	W	15-32	2597
48	1/23	101-132	@Baltimore	L	15-33	2779
49	1/26	102-113	@Philadelphia	L	15-34	4320
50	1/28	124-132	Baltimore	L	15-35	3792
51	1/29	120-118	@Cleveland	W	16-35	4222
52	2/2	116-105	New York	W	17-35	3666
53	2/4	109-122	@Boston	L	17-36	7608
54	2/5	133-132*	Detroit	W	18-36	2999
55	2/6	94-119	@Chicago	L	18-37	15,130
56	2/8	100-104	@Portland	L	18-38	8334
57	2/10	96-118	@Seattle	L	18-39	7523
58	2/12	95-117	@Phoenix	L	18-40	10,766
59	2/13	111-112	@Houston	L	18-41	2933
60	2/15	118-125	@LA Lakers	L	18-42	15,161
61	2/17	97-111	Milwaukee	L	18-43	4480
62	2/18	109-133	@Cleveland	L	18-44	4623
63	2/19	112-92	Cleveland	W	19-45	2730
64	2/20	101-92	@Atlanta	W	20-45	6067
65	2/23	110-106	Portland	W	21-45	2327
66	2/24	108-97	Buffalo (Dayton, OH)	W	22-45	2422
67	2/25	88-109	@LA Lakers	L	22-46	17,036
68	2/26	106-122	@Seattle	L	22-46	13,089
69	2/29	120-128	@Golden State	L	22-47	5670
70	3/1	96-108	Houston (El Paso, TX)	L	22-48	8259
71	3/5	125-114	@Boston	W	23-48	5630
72	3/8	122-105	Phoenix	W	24-48	2387
73	3/10	104-100	Chicago	W	25-48	8487
74	3/12	117-106	Golden State	W	26-48	2416
75	3/15	116-121	LA Lakers	L	26-49	5516
76	3/18	106-115	@Atlanta	L	26-50	6831
77	3/19	136-105	Buffalo	W	27-50	3120
78	3/21	117-120	@Detroit	L	27-51	3035
79	3/22	135-130	Detroit	W	28-51	3459
80	3/24	132-114	Baltimore	W	29-51	4022
81	3/25	95-119	@Milaukee	L	29-52	10,746
82	3/26	135-122	@Cleveland	W	30-52	10,289

* = OT

FINAL STATISTICS

PLAYER	G.	MIN.	FGM	FGA	PCT.	FTM	FTA	PCT.	REB.	AST.	PF	DQ	PTS.	AVG.
Nate Archibald	76	3272	734	1511	.486	677	824	.822	222	701	198	3	2145	28.2
Tom Van Arsdale	73	2598	550	1205	.456	299	396	.755	350	198	241	1	1399	19.2
Jim Fox (Cin. only)	71	2047	334	735	.454	207	269	.770	659	80	236	8	875	12.3
Nate Williams	81	2173	418	968	.432	127	172	.738	372	174	300	11	963	11.9
Sam Lacey	81	2832	410	972	.422	119	169	.704	968	173	284	6	939	11.6
John Mengelt	78	1438	287	605	.474	208	252	.825	148	146	163	0	782	10.0
Johnny Green	82	1914	331	582	.569	141	250	.564	560	120	238	5	803	9.8
Matt Guokas	61	1975	191	385	.496	64	83	.771	142	321	150	0	446	7.3
Norm Van Lier* (Cin. only)	10	275	28	90	.311	17	22	.773	58	51	32	1	73	7.3
Jake Jones (Cin. only)	11	161	22	54	.407	13	21	.619	20	10	19	0	57	5.2
Ken Durrett	19	233	31	79	.392	21	28	.750	39	14	41	0	83	4.4
Gil McGregor	42	532	66	182	.363	39	56	.696	148	18	120	4	171	4.1
Fred Taylor (Cin. only)	21	214	30	90	.333	11	19	.579	37	11	32	0	71	3.4
Darrall Imhoff* (Cin. only)	9	76	10	29	.345	3	8	.375	27	2	22	1	23	2.6
Sid Catlett	9	40	2	9	.222	2	9	.222	4	1	3	0	6	0.7
Royals	82	19780	3444	7496	.459	1948	2578	.756	3754	2020	2079	40	8836	107.8
Opponents	82	19780	3537	7588	.466	2093	2829	.740	4228	2028	1971	36	9167	111.8

* Did not finish season with team

1972-73 KANSAS CITY-OMAHA KINGS



36-46
4TH - MIDWEST DIVISION

(ON LEFT) Hall of Fame guard NATE "TINY" ARCHIBALD became the first player in NBA history to lead the league in scoring (34.0 ppg) and assists (11.4 apg) in 1972-73.

(ON RIGHT) Center SAM LACEY, who would play a franchise-record 888 games over an 11-year career with the Royals-Kings, averaged 13.5 ppg and 11.8 rpg in 1972-73.

G	DATE	SCORE	OPPONENT	W/L	REC.	ATT.
1	10/11	94-129	LA Lakers (Omaha)	L	0-1	8373
2	10/14	113-101	Detroit	W	1-1	5810
3	10/19	83-94	Baltimore	L	1-2	4064
4	10/21	108-101	Atlanta	W	2-2	6249
5	10/24	94-114	LA Lakers	L	2-3	8440
6	10/26	107-114	Milwaukee	L	2-4	7776
7	10/28	113-102	@Buffalo	W	3-4	6164
8	10/29	97-115	@Cleveland	L	3-5	2822
9	10/31	95-104	@Chicago	L	3-6	6844
10	11/1	85-122	New York (Omaha)	L	3-7	5866
11	11/3	114-101	@Philadelphia	W	4-7	3792
12	11/4	118-107	@Boston	W	5-7	8836
13	11/8	125-107	Phi. (Omaha)	W	6-7	2416
14	11/10	111-106	@Seattle	W	7-7	8156
15	11/12	100-102	@Portland	L	7-8	8698
16	11/14	106-100	Buffalo (Omaha)	W	8-8	2009
17	11/15	106-97	Seattle	W	9-8	4464
18	11/17	115-96	Cleveland	W	10-8	5080
19	11/18	127-117	Houston (Omaha)	W	11-8	2964
20	11/21	101-96	Phoenix	W	12-8	5075
21	11/24	106-115	@Milwaukee	L	12-9	10,746
22	11/25	114-133	Golden State	L	12-10	7843
23	11/28	92-91	@Chicago	W	13-10	8484
24	11/29	110-102	Portland	W	14-10	5518
25	12/1	97-106*	Chicago	L	14-11	6289
26	12/2	114-109	@Houston	W	15-11	3572
27	12/5	103-125	@New York	L	15-12	19,694
28	12/6	117-122	@Philadelphia	L	15-13	2897
29	12/8	100-113	@Detroit	L	15-14	5506
30	12/9	112-120	@Baltimore	L	15-15	1828
31	12/10	130-115	Atlanta	W	16-15	7002
32	12/12	100-99	Cleveland (Omaha)	W	17-15	2487
33	12/15	140-132*	Detroit (Omaha)	W	18-15	3816
34	12/17	102-112	@Phoenix	L	18-16	6537
35	12/18	113-95	Portland	W	19-16	4099
36	12/19	102-119	@Atlanta	L	19-17	5418
37	12/20	121-110	Seattle (Omaha)	W	20-17	3745
38	12/22	90-118	Boston	L	20-18	9705
39	12/25	99-104	Milwaukee	L	20-19	8605
40	12/26	103-117	@Chicago	L	20-20	9218
41	12/29	92-123	@LA Lakers	L	20-21	17,162
42	12/30	107-113	@Golden State	L	20-22	6183
43	1/2	87-104	@Portland	L	20-23	5549
44	1/3	100-107	@Seattle	L	20-24	10,266
45	1/5	103-100	Detroit	W	21-24	4425
46	1/6	112-118	Phoenix (Omaha)	L	21-25	5331
47	1/9	115-116*	New York	L	21-26	7268
48	1/10	102-100	Chicago (Omaha)	W	22-26	3479
49	1/11	109-108	Golden State	W	23-26	4425
50	1/12	98-117	@Milwaukee	L	23-27	10,725
51	1/15	135-108	Philadelphia	W	24-27	4470
52	1/16	122-125	Seattle	L	24-28	4468
53	1/18	119-96	@Phoenix	W	25-28	8117
54	1/21	102-123	@LA Lakers	L	25-29	15,187
55	1/25	115-129	@Golden State	L	25-30	6115
56	1/27	126-129	@Atlanta	L	25-31	7163
57	2/1	98-96	Golden St. (Omaha)	W	26-31	6931
58	2/3	105-97	@Portland	W	27-31	9394
59	2/4	120-98	@Seattle	W	28-31	11,140
60	2/6	107-114	@Chicago	L	28-32	12,091
61	2/7	105-98	Milwaukee	W	29-32	10,242
62	2/9	121-116	@Houston	W	30-32	5123
63	2/10	101-102	Chicago	L	30-33	10,020
64	2/13	132-118	Houston	W	31-33	10,359
65	2/14	101-104	Boston (Omaha)	L	31-34	9736
66	2/17	104-111	@Milwaukee	L	31-35	10,746
67	2/18	100-144	@Detroit	L	31-36	6705
68	2/20	106-113	@Buffalo	L	31-37	5235
69	2/22	113-116*	Mil. (Omaha)	L	31-38	9536
70	2/25	109-111	Phoenix	L	31-39	10,007
71	2/27	107-103	@LA Lakers	W	32-39	15,343
72	2/28	109-107	@Phoenix	W	33-39	7230
73	3/2	112-117	@Golden State	L	33-40	8047
74	3/8	105-93	Baltimore (Omaha)	W	34-40	7896
75	3/10	102-125	@New York	L	34-41	19,694
76	3/13	99-103	@Baltimore	L	34-42	4952
77	3/16	99-114	@Cleveland	L	34-43	6223
78	3/18	105-109	@Boston	L	34-44	14,481
79	3/19	106-105	Portland (Omaha)	W	35-44	8057
80	3/20	119-115	Buffalo	W	36-44	7238
81	3/21	118-124	LA Lakers	L	36-45	10,277
82	3/24	98-110	@Detroit	L	36-46	6272

* = OT

FINAL STATISTICS

PLAYER	G.	MIN.	FGM	FGA	PCT.	FTM	FTA	PCT.	REB.	AST.	PF	DQ	PTS.	AVG.
Nate Archibald	80	3681	1028	2106	.488	663	783	.847	223	910	207	2	2719	34.0
Sam Lacey	79	2930	471	994	.474	126	178	.708	933	189	283	6	1068	13.5
Tom Van Arsdale* (KC-O only)	49	1282	250	547	.457	110	140	.786	173	90	123	1	610	12.4
Nate Williams	80	1979	417	874	.477	106	133	.797	339	128	272	9	940	11.8
Matt Guokas	79	2846	322	565	.570	74	90	.822	245	403	190	0	718	9.1
John Block (KC-O only)	25	483	80	180	.444	64	76	.842	120	19	69	1	224	9.0
Don Kojis	77	1240	276	575	.480	106	137	.774	198	80	128	0	658	8.5
Ron Riley	74	1634	273	634	.431	79	116	.681	507	76	226	3	625	8.4
Johnny Green	66	1245	190	317	.599	89	131	.679	361	59	185	7	469	7.1
John Mengelt* (KC-O only)	12	212	26	68	.382	11	19	.579	22	25	24	0	63	5.3
Mike Ratliff	58	681	98	235	.417	45	84	.536	194	38	111	1	241	4.2
Toby Kimball	67	743	96	220	.436	44	67	.657	191	27	86	2	236	3.5
Dick Gibbs (KC-O only)	66	733	80	221	.362	47	63	.746	94	61	113	1	207	3.1
Ken Durrett	8	65	8	21	.381	6	8	.750	14	3	16	0	22	2.8
Sam Sibert	5	26	4	13	.308	4	5	.800	4	0	4	0	12	2.4
Frank Schade	9	76	2	7	.286	6	6	1.000	6	10	12	0	10	1.1
Pete Cross* (KC-O only)	3	24	0	4	.000	0	0	.000	4	0	5	0	0	0.0
Kings	82	19780	3621	7581	.478	1580	2036	.776	3628	2118	2054	33	8822	107.6
Opponents	82	19780	3698	7640	.484	1665	2174	.766	3961	1885	1816	9	9061	110.5

* Did not finish season with team

1973-74 KANSAS CITY-OMAHA KINGS



33-49
4TH - MIDWEST DIVISION

Front row — from left to right, Mike D'Antoni, Jimmy Walker, Don Kojis, Sam Lacey, Nate Archibald, Nate Williams, Ken Durrett, Howard Komives. **Back row — from left to right,** Trainer Bill Jones, Team Physician Dr. Howard Ellfeldt, Equipment Manager Bob Van Houten, Larry McNeill, John Block, Otto Moore, Ron Behagan, Head Coach Phil Johnson, Executive Vice President H. Paul Rosenberg, President and General Manager Joe Axelson.

G	DATE	SCORE	OPPONENT	W/L	REC.	ATT.
1	10/10	90-105	Chicago	L	0-1	5681
2	10/12	88-84	Chicago (Omaha)	W	1-1	4277
3	10/13	117-102	@Atlanta	W	2-1	11,476
4	10/17	108-106	@Seattle	W	3-1	9618
5	10/19	99-111	@Portland	L	3-2	8717
6	10/20	81-100	@Golden State	L	3-3	4224
7	10/24	91-92	LA Lakers (Omaha)	L	3-4	5346
8	10/26	98-93	Phoenix	W	4-4	4915
9	10/28	100-112	Buffalo	L	4-5	5218
10	10/30	78-112	Milwaukee	L	4-6	5710
11	11/2	109-115	Seattle	L	4-7	5209
12	11/4	91-92	Golden State	L	4-8	4640
13	11/9	96-109	Capital (Omaha)	L	4-9	4182
14	11/10	83-84	@Milwaukee	L	4-10	8725
15	11/11	103-93	@Cleveland	W	5-10	2802
16	11/14	118-116*	Houston	W	6-10	4566
17	11/16	98-125	@Detroit	L	6-11	5589
18	11/17	110-123	Boston	L	6-12	8202
19	11/20	103-109	Philadelphia	L	6-13	4617
20	11/21	90-103	Phi. (Omaha)	L	6-14	3494
21	11/23	102-119	@Boston	L	6-15	13,192
22	11/24	131-143	@Buffalo	L	6-16	16,063
23	11/25	99-104	Seattle	L	6-17	4618
24	11/27	110-129	Atlanta	L	6-18	8119
25	11/29	99-119	@Phoenix	L	6-19	6386
26	11/30	107-123	@LA Lakers	L	6-20	13,831
27	12/1	108-120	@Golden State	L	6-21	9023
28	12/5	117-105	Atlanta (Omaha)	W	7-21	5227
29	12/7	113-102	@Philadelphia	W	8-21	2889
30	12/9	80-86	Detroit (Omaha)	L	8-22	3264
31	12/11	104-105	@Chicago	L	8-23	5012
32	12/15	107-116	@New York	L	8-24	19,166
33	12/16	105-104	Detroit	W	9-24	4747
34	12/19	106-92	Cle. (Omaha)	W	10-24	6047
35	12/20	92-98	Capital	L	10-25	5096
36	12/22	122-112	Buffalo	W	11-25	7547
37	12/23	101-93	Golden State	W	12-25	5232
38	12/26	95-110	@Houston	L	12-26	2452
39	12/27	110-100	@Cleveland	W	13-26	5417
40	12/29	106-102	@Capital	W	14-26	9140
41	12/30	85-102	New York	L	14-27	6645
42	1/2	109-97	Boston	W	15-27	5464
43	1/3	105-120	@Milwaukee	L	15-28	8936
44	1/4	112-97	Phoenix	W	16-28	5524
45	1/6	105-109	@LA Lakers	L	16-29	13,437
46	1/8	110-129	@Portland	L	16-30	6423
47	1/9	96-100	@Seattle	L	16-31	10,048
48	1/11	117-100	@Phoenix	W	17-31	6747
49	1/13	103-99	Portland (Omaha)	W	18-31	3586
50	1/18	115-116	LA Lakers	L	18-32	8423
51	1/19	111-108	Cleveland	W	19-32	5647
52	1/20	79-105	@Detroit	L	19-33	8906
53	1/22	103-96	Portland	W	20-33	5156
54	1/25	118-113	@Buffalo	W	21-33	10,297
55	1/27	98-119	@Boston	L	21-34	7280
56	1/30	88-108	NY (Omaha)	L	21-35	9067
57	2/1	88-99	@Chicago	L	21-36	6133
58	2/6	95-112	Chicago (Omaha)	L	21-37	5392
59	2/8	104-99	@Portland	W	22-37	5140
60	2/9	121-120	@Golden State	W	23-37	5597
61	2/10	103-119	@Seattle	L	23-38	13,608
62	2/12	106-113	@Detroit	L	23-39	4545
63	2/13	87-89	@Capital	L	23-40	5842
64	2/15	89-92	@Philadelphia	L	23-41	5274
65	2/19	92-86	LA Lakers	W	24-41	5935
66	2/20	116-97	Golden St. (Omaha)	W	25-41	4743
67	2/22	119-104	Phoenix	W	26-41	8309
68	2/24	93-100	Milwaukee	L	26-42	9128
69	2/26	101-118	@Houston	L	26-43	2076
70	2/27	85-76	@Atlanta	W	27-43	6859
71	3/1	100-107	@LA Lakers	L	27-44	12,715
72	3/3	100-113	@Phoenix	L	27-45	4780
73	3/4	103-109	@Milwaukee	L	27-46	9012
74	3/6	99-111	Mil. (Omaha)	L	27-47	7182
75	3/9	106-96	Seattle (Omaha)	W	28-47	4070
76	3/12	93-91	@Chicago	W	29-47	6103
77	3/17	125-114	Houston (Omaha)	W	30-47	5077
78	3/18	114-105	Portland	W	31-47	5104
79	3/20	86-87	Chicago	L	31-48	5896
80	3/22	107-105	Detroit	W	32-48	6390
81	3/23	107-106	@New York	W	33-48	19,694
82	3/26	98-118	@Milwaukee	L	33-49	10,938

* = OT

FINAL STATISTICS

PLAYER	G.	MIN.	FGM	FGA	PCT.	FTM	FTA	PCT.	OFF.	DEF.	TOT.	AST.	PF	DQ	STL.	BLK.	PTS.	AVG.
Jimmy Walker (KC-O)	72	2920	575	1228	.468	273	332	.822	39	163	202	303	166	0	81	9	1423	19.8
Nate Archibald	35	1272	222	492	.451	173	211	.820	21	64	85	266	76	0	56	7	617	17.6
Nate Williams	82	2513	538	1165	.462	193	236	.818	118	226	344	182	290	5	149	34	1269	15.5
Sam Lacey	79	3107	467	982	.476	185	247	.749	293	762	1055	299	254	3	126	184	1119	14.2
Don Kojis	77	2091	400	836	.478	210	272	.772	126	257	383	110	157	2	77	15	1010	13.1
Ron Behagen	80	2059	357	827	.432	162	212	.764	188	379	567	134	291	9	56	37	876	11.0
Matt Guokas* (KC-O)	9	315	41	83	.494	8	12	.667	2	19	21	36	21	1	8	1	90	10.0
John Block	82	1777	275	634	.434	164	206	.796	129	260	389	94	229	2	68	35	714	8.7
Larry McNeill	54	516	106	220	.482	99	140	.707	60	86	146	24	76	0	35	6	311	5.8
Ron Riley* (KC-O)	12	170	24	57	.421	14	24	.583	13	43	56	8	27	0	3	2	62	5.2
Mike D'Antoni	52	989	107	266	.402	33	47	.702	24	69	93	123	112	0	75	15	247	4.8
Ken Durrett	45	462	86	176	.489	42	69	.609	28	50	78	19	68	0	13	5	214	4.8
Howard Komives	44	830	78	192	.406	33	38	.868	10	33	43	97	83	0	32	3	189	4.3
Otto Moore (KC-O)	65	633	88	171	.515	35	54	.648	60	140	200	47	62	0	16	31	211	3.2
Ted Manakas	5	45	4	10	.400	4	4	1.000	0	3	3	2	4	0	1	0	12	2.4
Justus Thigpen	1	2	1	3	.333	0	0	.000	1	0	1	0	0	0	0	0	2	2.0
Mike Ratliff	2	4	0	0	.000	0	0	.000	0	0	0	0	0	0	0	0	0	0.0
Kings	82	19705	3369	7342	.459	1628	2104	.774	1112	2554	3666	1744	1916	22	796	384	8366	102.0
Opponents	82	19705	3580	7514	.476	1512	1950	.775	1210	2650	3860	1916	1907	22	723	373	8672	105.8

*Did not finish season with team

1974-75 KANSAS CITY-OMAHA KINGS



44-38
2nd - Midwest Division

Front row — from left to right, Don May, Scott Wedman, Jimmy Walker, Sam Lacey, Nate Archibald, Mike D'Antoni, Rick Adelman. **Back row — from left to right,** Trainer Bill Jones, Team Physician Dr. Howard Ellfeldt, Assistant Coach Dan Sparks, Ollie Johnson, Len Kosmalski, Ron Behagan, Larry McNeill, Assistant General Manager Larry Staverman, Head Coach Phil Johnson, President and General Manager Joe Axelson, Managing Director H. Paul Rosenberg.

G	DATE	SCORE	OPPONENT	W/L	REC.	ATT.
1	10/19	94-91	@Phoenix	W	1-0	5377
2	10/20	105-95	@LA Lakers	W	2-0	11,128
3	10/22	121-123	Washington	L	2-1	5385
4	10/23	99-98	Chicago (Omaha)	W	3-1	4622
5	10/25	112-91	@Chicago	W	4-1	6942
6	10/30	99-97	Milwaukee	W	5-1	5213
7	11/2	97-120	@Houston	L	5-2	3457
8	11/3	79-86	Chicago	L	5-3	4421
9	11/5	115-97	New Orl. (Omaha)	W	6-3	3588
10	11/6	104-118	@Detroit	L	6-4	7202
11	11/10	99-102	Boston	L	6-5	8231
12	11/12	99-103	Houston (Omaha)	L	6-6	3038
13	11/13	81-118	@Washington	L	6-7	5521
14	11/15	110-109	@Boston	W	7-7	13,192
15	11/16	96-101	@Buffalo	L	7-8	8274
16	11/19	97-87	Detroit	W	8-8	4847
17	11/21	96-106	Milwaukee	L	8-9	5553
18	11/23	103-100	@Atlanta	W	9-9	3960
19	11/24	109-94	Cleveland	W	10-9	4573
20	11/26	93-90	@Chicago	W	11-9	7321
21	11/27	107-89	LA Lakers	W	12-9	6465
22	11/29	99-102	@Milwaukee	L	12-10	10,938
23	12/2	106-110	Seattle (Omaha)	L	12-11	4551
24	12/4	105-109	@Philadelphia	L	12-12	7027
25	12/5	91-124	@Cleveland	L	12-13	4493
26	12/8	96-92	@Detroit	W	13-13	5134
27	12/10	102-106	@New York	L	13-14	16,366
28	12/12	113-105	@Milwaukee	W	14-14	10,938
29	12/13	88-84	Detroit (Omaha)	W	15-14	4702
30	12/14	84-123	@Houston	L	15-15	2026
31	12/17	111-110	Buffalo	W	16-15	5188
32	12/19	113-117	New York	L	16-16	6617
33	12/20	73-96	@Chicago	L	16-17	5021
34	12/21	107-84	Golden State	W	17-17	5751
35	12/23	97-87	Chicago	W	18-17	6454
36	12/27	108-98	@Seattle	W	19-17	13,216
37	12/29	103-99	@Portland	W	20-17	11,620
38	12/30	102-110	@Golden State	L	20-18	7374
39	1/1	97-102	Atlanta	L	20-19	6376
40	1/3	95-107	Philadelphia	L	20-20	6035
41	1/4	88-100	@Chicago	L	20-21	8771
42	1/5	106-115	Houston	L	20-22	8138
43	1/7	108-99	Milwaukee	W	21-22	6506
44	1/10	94-102	@Philadelphia	L	21-23	6125
45	1/17	107-90	New York	W	22-23	1002
46	1/19	97-109	Phoenix	L	22-24	13,155
47	1/21	109-106	Portland	W	23-24	5856
48	1/22	88-97	@Washington	L	23-25	4719
49	1/24	87-96	@Boston	L	23-26	10,952
50	1/25	112-103	@New York	W	24-26	19,694
51	1/29	106-102	Mil. (Omaha)	W	25-26	9185
52	2/2	127-101	Golden State	W	26-26	9365
53	2/3	100-87	Phi. (Omaha)	W	27-26	7128
54	2/5	90-82	Portland	W	28-26	6434
55	2/6	95-94	Mil. (Madison, WI)	W	29-26	8108
56	2/8	91-92*	@Cleveland	L	29-27	4761
57	2/12	103-102	Boston (Omaha)	W	30-27	9728
58	2/14	132-112	@Buffalo	W	31-27	12,107
59	2/15	93-81	@Detroit	W	32-27	7175
60	2/16	102-99	Detroit	W	33-27	13,981
61	2/19	115-92	LA Lakers	W	34-27	8329
62	2/25	93-90	Milwaukee	W	35-27	11,762
63	2/28	107-114*	@New Orleans	L	35-28	5370
64	3/1	95-108	@Atlanta	L	35-29	3831
65	3/2	122-112	Detroit	W	36-29	14,843
66	3/4	103-99	Phoenix (Omaha)	W	37-29	4127
67	3/6	111-110	Buffalo	W	38-29	8644
68	3/8	99-103	Seattle	L	38-30	12,389
69	3/9	99-106	@Detroit	L	38-31	7979
70	3/10	96-103	@Milwaukee	L	38-32	10,938
71	3/14	103-102	Wash. (Omaha)	W	39-32	8524
72	3/18	105-101	Atlanta	W	40-32	7242
73	3/20	101-95	New Orleans	W	41-32	6138
74	3/21	98-104	@Chicago	L	41-33	14,792
75	3/23	103-101	Chicago	W	42-33	16,805
76	3/25	110-112	@New Orleans	L	42-34	3388
77	3/27	103-111	@Golden State	L	42-35	12,787
78	3/28	103-114	@LA Lakers	L	42-36	11,243
79	3/29	104-100	@Phoenix	W	43-36	6450
80	4/2	96-99	@Seattle	L	43-37	13,628
81	4/4	110-116	@Portland	L	43-38	11,122
82	4/6	95-94	Cle. (Omaha)	W	44-38	8895

* = OT

1974-75 PLAYOFFS

Semifinals (2-4)

April 9	KC-Omaha	89	@	Chicago	95	April 18	KC-Omaha	104	vs.	Chicago	100 (OT)
April 13	KC-Omaha	102	vs.	Chicago	95	April 20	KC-Omaha	77	@	Chicago	104
April 16	KC-Omaha	90	@	Chicago	93	April 23	KC-Omaha	89	vs.	Chicago	101

FINAL STATISTICS

PLAYER	G.	MIN.	FGM	FGA	PCT.	FTM	FTA	PCT.	OFF.	DEF.	TOT.	AST.	PF	DQ	STL.	BLK.	PTS.	AVG.
Nate Archibald	82	3244	759	1664	.456	652	748	.872	48	174	222	557	187	0	119	7	2170	26.5
Jimmy Walker	81	3122	553	1164	.475	247	289	.855	51	188	239	226	222	2	85	13	1353	16.7
Nate Williams* (KC-O)	50	1131	265	584	.454	97	118	.822	58	121	179	78	152	2	53	24	627	12.5
Sam Lacey	81	3378	392	917	.427	144	191	.754	228	921	1149	428	274	4	139	168	928	11.5
Scott Wedman	80	2554	375	806	.465	139	170	.818	202	288	490	129	270	2	81	27	889	11.1
Ron Behagen	81	2205	333	834	.399	199	264	.754	146	446	592	153	301	8	60	42	865	10.7
Larry McNeill	80	1749	296	645	.459	189	241	.784	149	348	497	73	229	1	69	27	781	9.8
Ollie Johnson (KC-O)	30	508	64	130	.492	33	37	.892	27	39	66	30	69	0	17	13	161	5.4
Don Kojis	21	232	46	98	.469	20	30	.667	14	25	39	10	31	0	12	1	112	5.3
Ken Durrett* (KC-O)	21	175	32	78	.410	11	20	.550	14	26	40	8	30	0	5	4	75	3.6
Mike D'Antoni	67	759	69	173	.399	28	36	.778	13	64	77	107	106	0	67	12	166	2.5
Don May	29	139	27	54	.500	10	12	.833	4	9	13	5	21	0	4	2	64	2.2
Rick Adelman (KC-O)	18	121	13	28	.464	4	5	.800	6	8	14	8	12	0	7	1	30	1.7
Len Kosmalski	67	413	33	83	.398	24	29	.828	31	88	119	41	64	0	6	6	90	1.3
Kings	82	19705	3257	7258	.449	1797	2190	.821	991	2745	3736	1853	1968	19	724	347	8311	101.4
Opponents	82	19705	3410	7400	.461	1515	1972	.768	1060	2812	3872	1840	2029	25	606	312	8335	101.6

*Did not finish season with team

1975-76 KANSAS CITY KINGS



1975-1985

31-51
3RD - MIDWEST DIVISION

Front row — from left to right, Assistant Coach Dan Sparks, Lee Winfield, Jimmy Walker, Nate Archibald, Sam Lacey, Glenn Hansen, Ollie Johnson, Head Coach Phil Johnson. **Back row — from left to right,** Trainer Bill Jones, Assistant General Manager Larry Staverman, Scott Wedman, Rick Roberson, Larry McNeill, Bob Bigelow, Bill Robinzine, Matt Guokas, President and General Manager Joe Axelson, Managing Director H. Paul Rosenberg.

G	DATE	SCORE	OPPONENT	W/L	REC.	ATT.
1	10/23	95-107	@Washington	L	0-1	14,882
2	10/29	91-92	Seattle	L	0-2	9464
3	10/30	113-117	@New York	L	0-3	14,164
4	11/1	106-100	Phoenix	W	1-3	6632
5	11/4	116-98	LA Lakers	W	2-3	8476
6	11/7	88-92	@Portland	L	2-4	9448
7	11/9	112-125	@LA Lakers	L	2-5	12,525
8	11/12	107-92	@Seattle	W	3-5	11,213
9	11/15	92-123	@Golden State	L	3-6	12,787
10	11/19	103-113	@Philadelphia	L	3-7	10,729
11	11/21	107-98	Chicago (Omaha)	W	4-7	5482
12	11/26	104-120	@Detroit	L	4-8	7966
13	11/27	95-91	@Cleveland	W	5-8	7898
14	11/28	98-97	New Orleans	W	6-8	8075
15	11/30	110-98	New York	W	7-8	6385
16	12/2	90-101	Seattle	L	7-9	7670
17	12/4	105-101	Cleveland	W	8-9	7711
18	12/5	95-103	@Milwaukee	L	8-10	10,938
19	12/6	84-98	Philadelphia	L	8-11	9101
20	12/9	107-126	@Buffalo	L	8-12	7403
21	12/10	100-94	Atlanta	W	9-12	4820
22	12/12	109-99	Chicago	W	10-12	7138
23	12/13	101-115	@Atlanta	L	10-13	4403
24	12/14	105-115	Golden State	L	10-14	4946
25	12/16	100-111	Houston	L	10-15	4654
26	12/17	104-118	@Bos. (Hartford, CT)	L	10-16	11,243
27	12/20	110-117	Buffalo	L	10-17	6256
28	12/23	97-111	@LA Lakers	L	10-18	11,696
29	12/25	111-122	@Phoenix	L	10-19	11,114
30	12/26	87-90	@Seattle	L	10-20	13,673
31	12/28	87-103	Detroit (Omaha)	L	10-21	5112
32	12/30	106-110	@Cleveland	L	10-22	15,387
33	1/3	95-120	@New Orleans	L	10-23	11,117
34	1/4	98-86	Phoenix	W	11-23	5040
35	1/6	98-103	Washington	L	11-24	5131
36	1/7	108-106	@Houston	W	12-24	5147
37	1/8	97-107	New Orleans	L	12-25	5435
38	1/10	84-111	@Chicago	L	12-26	7236
39	1/11	105-99	Detroit	W	13-26	6284
40	1/14	106-101	Boston	W	14-26	7199
41	1/16	90-102	New York	L	14-27	7632
42	1/17	94-102	Portland (Omaha)	L	14-28	7347
43	1/20	103-116	Golden State	L	14-29	7129
44	1/23	97-113	@Milwaukee	L	14-30	10,938
45	1/25	118-110	Chicago	W	15-30	6857
46	1/27	107-89	Milwaukee	W	16-30	5887
47	1/29	119-86	Houston	W	17-30	5207
48	1/30	94-101	@Detroit	L	17-31	4770
49	1/31	104-96	@Chicago	W	18-31	6215
50	2/5	117-109	LA Lakers	W	19-31	6048
51	2/6	101-108	@New Orleans	L	19-32	17,624
52	2/8	93-94	Detroit	L	19-33	6232
53	2/9	86-105	@Houston	L	19-34	3588
54	2/10	89-111	@Atlanta	L	19-35	3076
55	2/13	96-101	Buffalo	L	19-36	6747
56	2/17	125-107	Philadelphia	W	20-36	5699
57	2/18	103-91	Golden St. (Omaha)	W	21-36	8173
58	2/21	97-116	Portland	L	21-37	7361
59	2/24	120-117*	@Phoenix	W	22-37	6416
60	2/27	90-97	@LA Lakers	L	22-38	13,870
61	2/28	105-119	@Portland	L	22-39	9452
62	3/2	127-113	Detroit	W	23-39	6586
63	3/4	95-99	@Milwaukee	W	23-40	10,209
64	3/5	111-93	Seattle	W	24-40	5852
65	3/7	113-97	Milwaukee	W	25-40	6666
66	3/12	95-73	@Chicago	W	26-40	5019
67	3/13	118-121	Mil. (Omaha)	L	26-41	6666
68	3/14	114-113*	Atlanta	W	27-41	7014
69	3/18	102-110	@Washington	L	27-42	10,520
70	3/19	117-120*	@Boston	L	27-43	15,320
71	3/21	112-101	Chicago	W	28-43	7256
72	3/23	106-101	Washington	W	29-43	7476
73	3/24	117-130	@Detroit	L	29-44	5456
74	3/27	100-117	@Phoenix	L	29-45	9386
75	3/28	117-134	@Golden State	L	29-46	12,035
76	3/30	113-114	@Portland	L	29-47	8205
77	4/2	107-120	@Milwaukee	L	29-48	10,579
78	4/3	104-101	Cle. (Omaha)	W	30-48	5827
79	4/4	95-115	@New York	L	30-49	13,117
80	4/8	131-104	Boston	W	31-49	8002
81	4/9	108-112	@Philadelphia	L	31-50	11,652
82	4/11	98-99	@Buffalo	L	31-51	11,088

* = OT

FINAL STATISTICS

PLAYER	G.	MIN.	FGM	FGA	PCT.	FTM	FTA	PCT.	OFF.	DEF.	TOT.	AST.	PF	DQ	STL.	BLK.	PTS.	AVG.
Nate Archibald	78	3184	717	1583	.453	501	625	.802	67	146	213	615	169	0	126	15	1935	24.8
Jimmy Walker	73	2490	459	950	.483	231	267	.865	49	128	177	176	186	2	87	14	1149	15.7
Scott Wedman	82	2968	538	1181	.456	191	245	.780	199	407	606	199	280	8	103	36	1267	15.5
Sam Lacey	81	3083	409	1019	.401	217	286	.759	218	806	1024	378	286	7	132	134	1035	12.8
Ollie Johnson	81	2150	348	678	.513	125	149	.839	116	241	357	146	217	4	67	42	821	10.1
Larry McNeill	82	1613	295	610	.484	207	273	.758	157	353	510	72	244	2	51	32	797	9.7
Bill Robinzine	75	1327	229	499	.459	145	198	.732	128	227	355	60	290	19	80	8	603	8.0
Glenn Hansen	66	1145	173	420	.412	85	117	.726	77	110	187	67	144	1	47	13	431	6.5
Lee Winfield	22	214	32	66	.485	9	14	.643	8	16	24	19	14	0	10	6	73	3.3
Matt Guokas (KC)	38	515	37	99	.374	9	16	.563	18	29	47	42	53	0	13	2	83	2.2
Rick Roberson	74	709	73	180	.406	42	103	.408	74	159	233	53	126	1	18	17	188	2.5
Len Kosmalski	9	93	8	20	.400	4	7	.571	9	16	25	12	11	0	3	4	20	2.2
Bob Bigelow	31	163	16	47	.340	24	33	.727	9	20	29	9	18	0	4	1	56	1.8
Mike D'Antoni	9	101	7	27	.259	2	2	1.0004		10	14	16	18	0	10	0	16	1.8
Kings	82	19755	3341	7379	.453	1792	2335	.767	1133	2668	3801	1864	2056	44	751	324	8474	103.3
Opponents	82	19755	3477	7454	.466	1753	2310	.759	1153	2778	3931	1825	2124	26	680	321	8707	106.2

1976-77 KANSAS CITY KINGS



1975-1985

40-42
4TH - MIDWEST DIVISION

Front row — from left to right, Ollie Johnson, Mike Barr, Sam Lacey, Scott Wedman, Ron Boone, Brian Taylor. **Back row — from left to right,** Team Physician Dr. Howard Ellfeldt, Assistant Coach Dan Sparks, Glenn Hansen, Bob Bigelow, Richard Washington, Jim Eakins, Bill Robinzine, Andre McCarter, Head Coach Phil Johnson, Trainer Bill Jones.

G	DATE	SCORE	OPPONENT	W/L	REC.	ATT.
1	10/22	96-99	Detroit	L	0-1	10,577
2	10/23	99-120	@Denver	L	0-2	15,683
3	10/26	117-115*	LA Lakers	W	1-2	6418
4	10/29	130-102	San Antonio	W	2-2	8832
5	10/30	102-112	@Indiana	L	2-3	9424
6	11/1	105-101	New York	W	3-3	5203
7	11/3	126-106	Seattle	W	4-3	6309
8	11/5	112-103	Indiana	W	5-3	6563
9	11/7	96-107	@LA Lakers	L	5-4	9707
10	11/9	102-119	@Portland	L	5-5	12,103
11	11/11	94-86	@Golden State	W	6-5	8528
12	11/12	97-102	@Seattle	L	6-6	11,532
13	11/13	96-128	@Denver	L	6-7	17,783
14	11/16	100-91	Mil. (Omaha)	W	7-7	4248
15	11/18	104-129	@San Antonio	L	7-8	7776
16	11/20	126-127*	@Houston	L	7-9	5821
17	11/21	106-83	@Atlanta	W	8-9	1067
18	11/23	100-98	@New York	W	9-9	12,338
19	11/24	111-133	@Boston	L	9-10	12,295
20	11/26	120-110	Denver	W	10-10	8986
21	11/28	101-89	Philadelphia	W	11-10	15,543
22	12/1	91-98*	Cleveland	L	11-11	7659
23	12/3	115-124	@Detroit	L	11-12	4617
24	12/5	102-96	Boston	W	12-12	6904
25	12/9	100-102	Atlanta	L	12-13	5589
26	12/12	104-110	Detroit (Omaha)	L	12-14	4342
27	12/14	117-120	@New Orleans	L	12-15	6129
28	12/15	100-104	@Washington	L	12-16	7052
29	12/16	100-90	New York	W	13-16	6080
30	12/18	90-89	@Phoenix	W	14-16	9842
31	12/19	92-103	@LA Lakers	L	14-17	10,522
32	12/21	94-99	@Portland	L	14-18	11,455
33	12/25	91-96	Chicago	L	14-19	9576
34	12/26	105-110	San Ant. (Omaha)	L	14-20	5342
35	12/28	113-106	@Cleveland	W	15-20	11,754
36	12/29	113-103	@Buffalo	W	16-20	6434
37	1/2	89-88	Phoenix (Omaha)	W	17-20	4226
38	1/8	106-94	Houston	W	18-20	8155
39	1/11	115-117	Philadelphia	L	18-21	12,162
40	1/13	116-114	Golden State	W	19-21	5895
41	1/14	106-111	@Philadelphia	L	19-22	11,012
42	1/15	115-90	@Atlanta	W	20-22	2576
43	1/18	111-113	LA Lakers	L	20-23	6410
44	1/20	123-92	New York	W	21-23	5844
45	1/22	132-104	Buffalo	W	22-23	12,134
46	1/23	111-119	@Milwaukee	L	22-24	9989
47	1/26	101-95	New Orleans	W	23-24	7595
48	1/28	105-94	Chicago	W	24-24	6329
49	1/29	112-105	@New York	W	25-24	15,492
50	1/30	98-112	@Washington	L	25-25	9403
51	2/1	97-86	@Chicago	W	26-25	5723
52	2/2	119-107	Portland	W	27-25	8037
53	2/4	101-102	Cleveland	L	27-26	9333
54	2/6	111-130	@Detroit	L	27-27	5666
55	2/10	102-112	@Milwaukee	L	27-28	7968
56	2/11	120-106	Washington	W	28-28	8192
57	2/15	102-96	Phoenix	W	29-28	7313
58	2/17	125-126*	Boston	L	29-29	7712
59	2/19	115-109	Houston	W	30-29	8841
60	2/23	93-94	Seattle	L	30-30	9416
61	2/25	128-130	Denver	L	30-31	9476
62	3/1	126-104	New Orleans	W	31-31	8282
63	3/2	112-100	@New York	W	32-31	4865
64	3/6	109-108	Milwaukee	W	33-31	11,882
65	3/11	114-112	Portland (Omaha)	W	34-31	8637
66	3/13	103-98	@Indiana	W	35-31	8648
67	3/15	101-99	Washington	W	36-31	7973
68	3/17	125-104	Buffalo	W	37-31	8947
69	3/18	112-114	@Chicago	L	37-32	18,129
70	3/20	110-118	@Boston	L	37-33	15,040
71	3/22	126-113	Golden State	W	38-33	8788
72	3/23	107-96	@New York	W	39-33	4376
73	3/25	94-100*	@New Orleans	L	39-34	8249
74	3/26	97-107	@Houston	L	39-35	12,526
75	3/27	129-139	@San Antonio	L	39-36	8549
76	3/29	132-126	New York	W	40-36	10,744
77	4/1	105-111*	@Philadelphia	L	40-37	12,649
78	4/3	107-113	@Cleveland	L	40-38	12,963
79	4/5	82-87	Indiana (Omaha)	L	40-39	10,031
80	4/7	110-121	@Phoenix	L	40-40	8462
81	4/8	105-112	@Seattle	L	40-41	13,465
82	4/9	102-118	@Golden State	L	40-42	11,557

* = OT

FINAL STATISTICS

PLAYER	G.	MIN.	FGM	FGA	PCT.	FTM	FTA	PCT.	OFF.	DEF.	TOT.	AST.	PF	DQ	STL.	BLK.	PTS.	AVG.
Ron Boone	82	3021	747	1577	.474	324	384	.844	128	193	321	338	258	1	119	19	1818	22.2
Brian Taylor	72	2488	501	995	.504	225	275	.818	88	150	238	320	206	1	199	16	1227	17.0
Scott Wedman	81	2743	521	1133	.460	206	241	.855	187	319	506	227	226	3	100	23	1248	15.4
Richard Washington	82	2265	446	1034	.431	177	254	.697	201	497	698	85	324	13	63	90	1069	13.0
Sam Lacey	82	2595	327	774	.422	215	282	.762	189	545	734	386	292	9	119	133	869	10.6
Bill Robinzine	75	1594	307	677	.453	159	216	.736	164	310	474	95	283	7	86	13	773	10.3
Ollie Johnson	81	1386	218	446	.489	101	115	.878	68	144	212	105	169	1	43	21	537	6.6
Jim Eakins	82	1338	151	336	.449	188	222	.847	112	249	361	119	195	1	29	49	490	6.0
Andre McCarter	59	725	119	257	.463	32	45	.711	16	39	55	99	63	0	23	0	270	4.6
Mike Barr	73	1224	122	279	.437	41	57	.719	33	97	130	175	96	0	52	18	285	3.9
Glenn Hansen	41	289	67	155	.432	23	32	.719	28	31	59	25	44	0	13	3	157	3.8
Bob Bigelow	29	162	35	70	.500	15	17	.882	8	19	27	8	17	0	3	1	85	2.9
Kings	82	19830	3561	7733	.460	1706	2140	.797	1222	2593	3815	1982	2173	36	849	386	8828	107.7
Opponents	82	19830	3422	7244	.472	1912	2513	.761	1097	2739	3836	1744	2030	35	722	392	8756	106.8

BACK TO TABLE OF CONTENTS

1975-1985



31-51
6TH - MIDWEST DIVISION

Front row — from left to right, Kevin Restani, Lucius Allen, John Kuester, Sam Lacey, Bill Robinzine, Scott Wedman, Otis Birdsong. **Back row — from left to right,** Trainer Bill Jones, Head Coach Larry Staverman, Bob Nash, Tom Burleson, Richard Washington, Ron Boone, President and General Manager Joe Axelson.

G	DATE	SCORE	OPPONENT	W/L	REC.	ATT.
1	10/18	113-120	@New York	L	0-1	14,312
2	10/19	108-112	@Buffalo	L	0-2	4198
3	10/21	95-94	Houston	W	1-2	9883
4	10/22	101-106	@Indiana	L	1-3	12,664
5	10/25	104-112	@Philadelphia	L	1-4	10,318
6	10/27	119-104	@Cleveland	W	2-4	7832
7	10/29	120-106	Washington	W	3-4	9220
8	11/1	95-115	@Milwaukee	L	3-5	9271
9	11/2	104-102	New Orleans	W	4-5	7433
10	11/4	110-111	Atlanta	L	4-6	8344
11	11/6	99-83	@Seattle	W	5-6	11,276
12	11/8	104-130	@Portland	L	5-7	12,666
13	11/11	106-105	@Golden State	W	6-7	11,890
14	11/12	114-119	@Denver	L	6-8	15,497
15	11/15	107-113	@San Antonio	L	6-9	8251
16	11/19	125-131*	Wash. (Omaha)	L	6-10	6534
17	11/23	116-122	Milwaukee	L	6-11	9748
18	11/26	110-108	Boston	W	7-11	7923
19	11/27	106-115	@New Orleans	L	7-12	7491
20	11/30	84-86	Seattle	L	7-13	7692
21	12/2	108-97	Detroit	W	8-13	7151
22	12/3	118-115*	NJ (Omaha)	W	9-13	5032
23	12/6	92-103	Phoenix	L	9-14	5976
24	12/7	109-113	@Boston	L	9-15	9590
25	12/9	114-122	@New Jersey	L	9-16	3024
26	12/10	92-97*	Golden State	L	9-17	7630
27	12/14	124-98	Denver	W	10-17	6410
28	12/17	115-93	New Orl. (Omaha)	W	11-17	6280
29	12/18	115-114	Indiana	W	12-17	6598
30	12/22	113-110	Chicago	W	13-17	7590
31	12/25	122-131	Milwaukee	L	13-18	7652
32	12/26	99-113	@Houston	L	13-19	10,206
33	12/29	104-110	@Phoenix	L	13-20	12,660
34	12/30	109-119	@LA Lakers	L	13-21	17,505
35	1/1	102-107	@Portland	L	13-22	12,666
36	1/4	110-116	@Seattle	L	13-23	9979
37	1/7	93-100	New York	L	13-24	9690
38	1/8	123-133	@Milwaukee	L	13-25	10,938
39	1/10	115-123	@Washington	L	13-26	7700
40	1/11	102-94	LA Lakers	W	14-26	8004
41	1/13	106-108	@Indiana	L	14-27	10,658
42	1/14	110-101	Atlanta	W	15-27	9205
43	1/17	90-111	@Atlanta	L	15-28	2709
44	1/18	106-126	Philadelphia	L	15-29	12,184
45	1/22	105-97	@New Jersey	W	16-29	2632
46	1/24	97-120	Portland	L	16-30	8544
47	1/26	105-112	@New York	L	16-31	13,392
48	1/27	117-134	@New Orleans	L	16-32	9116
49	1/29	113-127	San Antonio	L	16-33	8227
50	1/31	102-112	Phoenix (Omaha)	L	16-34	5182
51	2/2	113-101	Detroit	W	17-34	5484
52	2/8	104-100	Boston	W	18-34	7091
53	2/10	106-93	Chicago	W	19-34	8460
54	2/11	95-90	@Chicago	W	20-34	12,209
55	2/12	101-88	Cleveland	W	21-34	6275
56	2/14	125-102	Houston	W	22-34	4492
57	2/17	108-100	@Buffalo	W	23-34	5092
58	2/18	101-105	@Cleveland	L	23-35	13,824
59	2/19	107-110	@Detroit	L	23-36	4876
60	2/22	127-122*	LA Lakers	W	24-36	10,580
61	2/24	96-107	Portland	L	24-37	12,011
62	2/28	107-114*	Seattle (Omaha)	L	24-38	5371
63	3/4	114-123	@Denver	L	24-39	16,642
64	3/6	98-88	Indiana	W	25-39	4280
65	3/8	121-123	New Jersey	L	25-40	10,360
66	3/10	126-120	Denver	W	26-40	8089
67	3/12	106-113	Golden State	L	26-41	6212
68	3/17	112-123	@Philadelphia	L	26-42	13,092
69	3/18	110-117	@Boston	L	26-43	8894
70	3/19	122-108	Buffalo	W	27-43	10,237
71	3/21	116-111	@Detroit	W	28-43	3674
72	3/22	120-108	Philadelphia	W	29-43	10,157
73	3/24	103-107	@Houston	L	29-44	10,015
74	3/25	130-132	San Ant. (Omaha)	L	29-45	6954
75	3/28	128-105	@Chicago	W	30-45	9186
76	3/29	108-105*	@Washington	W	31-45	6717
77	3/31	112-136	@Phoenix	L	31-46	10,590
78	4/3	127-133	@LA Lakers	L	31-47	20,547
79	4/4	119-130	@Golden State	L	31-48	11,505
80	4/6	116-123	@San Antonio	L	31-49	9234
81	4/7	112-125	New York	L	31-50	6853
82	4/9	117-120	Cleveland	L	31-51	4684

* = OT

FINAL STATISTICS

PLAYER	G.	MIN.	FGM	FGA	PCT.	FTM	FTA	PCT.	OFF.	DEF.	TOT.	AST.	PF	DQ	STL.	BLK.	PTS.	AVG.
Scott Wedman	81	2961	607	1192	.509	221	254	.870	144	319	463	201	242	2	99	22	1435	17.7
Ron Boone	82	2653	563	1271	.443	322	377	.854	112	157	269	311	233	3	105	11	1448	17.7
Otis Birdsong	73	1878	470	955	.492	216	310	.697	70	105	175	174	179	1	74	12	1156	15.8
Richard Washington	78	2231	425	891	.477	150	199	.754	188	466	654	118	324	12	74	73	1000	12.8
Lucius Allen	77	2147	373	846	.441	174	220	.791	66	163	229	360	180	0	93	28	920	11.9
Bill Robinzine	82	1748	305	677	.451	206	271	.760	173	366	539	72	281	5	74	11	816	10.0
Sam Lacey	77	2131	265	590	.449	134	187	.717	155	487	642	300	264	7	120	108	664	8.6
Tom Burleson	76	1525	228	525	.434	197	248	.794	170	312	482	131	259	6	62	81	653	8.6
Bob Nash	66	800	157	304	.516	50	69	.725	75	94	169	46	75	0	27	18	364	5.5
John Kuester	78	1215	145	319	.455	87	105	.829	19	95	114	252	143	1	58	1	377	4.8
Kevin Restani (KC)	46	463	59	139	.424	9	11	.818	32	62	94	21	37	0	5	4	127	2.8
Bob Bigelow* (KC)	1	7	1	1	1.000	0	0	—	2	3	5	0	2	0	0	0	2	2.0
Louie Nelson* (KC)	8	53	3	14	.214	9	11	.818	1	2	3	5	5	0	2	1	15	1.9
Andre McCarter	1	9	0	2	.000	0	0	—	0	1	1	0	1	0	0	0	0	0.0
Glenn Hansen (KC)	3	9	0	5	.000	0	0	—	1	0	1	1	3	0	1	0	0	0.0
Kings	82	19830	3601	7731	.466	1775	2262	.785	1208	2632	3840	1992	2228	37	794	370	8977	109.5
Opponents	82	19830	3564	7521	.474	2004	2635	.761	1232	2684	3916	1928	2088	18	796	408	9132	111.4

*Did not finish season with team

1975-1985



48-34
1ST - MIDWEST DIVISION

(ON LEFT) Second-year guard OTIS BIRDSONG scored a team-high 21.7 ppg with 4.3 rpg and 3.4 apg in 1978-79.

(ON RIGHT) Forward SCOTT WEDMAN averaged 18.3 ppg with 5.3 rpg and 2.0 apg in 1978-79, shooting 53.4% from the field.

G	DATE	SCORE	OPPONENT	W/L	REC.	ATT.
1	10/15	105-115	@Seattle	L	0-1	11,609
2	10/17	112-115	@Portland	L	0-2	12,666
3	10/19	108-103	Houston	W	1-2	8178
4	10/21	99-103	Milwaukee	L	1-3	7959
5	10/24	123-117	@Chicago	W	2-3	7263
6	10/25	114-109	New Orleans	W	3-3	6525
7	10/27	102-107	@Detroit	L	3-4	7204
8	10/28	112-102	Phoenix	W	4-4	9534
9	10/31	112-114	@Milwaukee	L	4-5	10,467
10	11/1	122-107	Cleveland	W	5-5	6150
11	11/3	108-115	@Indiana	L	5-6	8063
12	11/4	109-107	Denver	W	6-6	10,830
13	11/8	105-97	@Golden State	W	7-6	10,451
14	11/10	127-136	@LA Lakers	L	7-7	8974
15	11/11	117-113	@Denver	W	8-7	14,407
16	11/15	109-100	Atlanta	W	9-7	4837
17	11/18	114-100	New Jersey	W	10-7	8572
18	11/22	115-96	Portland	W	11-7	10,884
19	11/25	86-87	San Diego	L	11-8	11,320
20	11/30	108-94	Boston	W	12-8	10,435
21	12/2	110-109	@Washington	W	13-8	14,297
22	12/5	105-92	@New York	W	14-8	11,605
23	12/6	106-114	Philadelphia	L	14-9	15,156
24	12/9	132-108	Detroit	W	15-9	10,453
25	12/13	100-120	@Philadelphia	L	15-10	10,329
26	12/15	105-101	@Boston	W	16-10	10,171
27	12/16	128-100	New Orleans	W	17-10	8695
28	12/20	114-95	Seattle	W	18-10	8552
29	12/22	103-123	@Phoenix	L	18-11	10,552
30	12/23	122-117*	@Milwaukee	W	19-11	10,253
31	12/26	102-109	Houston	L	19-12	11,754
32	12/27	103-112	Boston (St. Louis)	L	19-13	14,442
33	12/29	137-126	@New Jersey	W	20-13	5480
34	12/30	108-112	@New York	L	20-14	13,393
35	1/2	97-99	Denver	L	20-15	11,445
36	1/3	108-101	@Denver	W	21-15	14,336
37	1/4	108-99	San Diego	W	22-15	6647
38	1/6	120-99	Indiana	W	23-15	13,298
39	1/9	110-126	@Houston	L	23-16	7357
40	1/11	94-89	Golden State	W	24-16	7880
41	1/14	124-104	New York	W	25-16	7164
42	1/16	86-79	@Cleveland	W	26-16	6274
43	1/17	120-99	@Boston	W	27-16	6583
44	1/19	115-113	San Antonio	W	28-16	12,334
45	1/20	110-122	@Detroit	L	28-17	7237
46	1/23	116-118	@New Orleans	L	28-18	12,123
47	1/24	95-124	@San Antonio	L	28-19	11,903
48	1/26	142-128	Washington	W	29-19	10,301
49	1/28	137-109	Cleveland	W	30-19	8450
50	1/31	118-130	@Atlanta	L	30-20	5321
51	2/2	130-114	Detroit	W	31-20	10,814
52	2/7	124-108	Atlanta	W	32-20	8741
53	2/9	124-114	@Chicago	W	33-20	10,972
54	2/11	104-103	LA Lakers	W	34-20	14,541
55	2/13	102-111	@New Jersey	L	34-21	3367
56	2/14	108-106	@Philadelphia	W	35-21	9720
57	2/16	119-104	Phi. (St. Louis)	W	36-21	19,606
58	2/18	130-107	Chicago	W	37-21	14,193
59	2/21	133-117	Milwaukee	W	38-21	9350
60	2/22	107-111	@Cleveland	L	38-22	6255
61	2/23	121-112	Phoenix	W	39-22	10,768
62	2/25	114-106	Seattle	W	40-22	14,059
63	2/27	114-122	@LA Lakers	L	40-23	12,909
64	2/28	120-122	@San Diego	L	40-24	9015
65	3/2	125-129*	@San Antonio	L	40-25	14,067
66	3/4	110-111*	Golden State	L	40-26	12,556
67	3/7	120-122*	@Atlanta	L	40-27	6761
68	3/9	121-116	Washington	W	41-27	13,681
69	3/11	100-115	Portland	L	41-28	12,373
70	3/14	107-129	@Houston	L	41-29	11,488
71	3/16	120-112	@New Orleans	W	42-29	7102
72	3/18	114-103	Chicago	W	43-29	9298
73	3/21	116-123	San Antonio	L	43-30	11,313
74	3/23	107-126	@Phoenix	L	43-31	12,660
75	3/24	98-100	@Portland	L	43-32	12,666
76	3/25	101-111	@Seattle	L	43-33	21,497
77	3/28	122-132*	@Golden State	L	43-34	10,230
78	3/29	116-111	@San Diego	W	44-34	13,189
79	3/31	126-101	Indiana (St. Louis)	W	45-34	10,114
80	4/4	115-111*	LA Lakers	W	46-34	14,185
81	4/6	117-114*	New Jersey	W	47-34	14,947
82	4/8	107-101	@Indiana	W	48-34	13,191

* = OT

1978-79 PLAYOFFS

Semifinals (1-4)

April 17	Kansas City	99	@	Phoenix	102	April 22	Kansas City	93	@	Phoenix	108
April 20	Kansas City	111	vs.	Phoenix	91	April 25	Kansas City	94	vs.	Phoenix	108
						April 27	Kansas City	99	@	Phoenix	120

FINAL STATISTICS

PLAYER	G.	MIN.	FGM	FGA	PCT.	FTM	FTA	PCT.	OFF.	DEF.	TOT.	AST.	PF	DQ	STL.	BLK.	PTS.	AVG.
Otis Birdsong	82	2839	741	1456	.509	296	408	.725	176	178	354	281	255	2	125	17	1778	21.7
Scott Wedman	73	2498	561	1050	.534	216	271	.797	135	251	386	144	239	4	76	30	1338	18.3
Phil Ford	79	2723	467	1004	.465	326	401	.813	33	149	182	681	245	3	174	6	1260	15.9
Bill Robinzine	82	2179	459	837	.548	180	246	.732	218	420	638	104	367	16	105	15	1098	13.4
Sam Lacey	82	2627	350	697	.502	167	226	.739	179	523	702	430	309	11	106	141	867	10.6
Billy McKinney	78	1242	240	477	.503	129	162	.796	20	65	85	253	121	0	58	3	609	7.8
Tom Burleson	56	927	157	342	.459	121	169	.716	84	197	281	50	183	3	26	58	435	7.8
Marlon Redmond* (KC)	49	736	162	375	.432	31	50	.620	57	51	108	57	93	2	28	16	355	7.2
Darnell Hillman	78	1618	211	428	.493	125	224	.558	138	293	431	91	288	11	50	66	547	7.0
Bob Nash	82	1307	227	522	.435	69	86	.802	76	130	206	71	135	0	29	15	523	6.4
Ron Behagen (KC)	9	126	23	50	.460	8	11	.727	11	20	31	5	27	0	2	1	54	6.0
Lucius Allen	31	413	69	174	.397	19	33	.576	14	32	46	44	52	0	21	6	157	5.1
Gus Gerard (KC)	56	459	83	191	.435	49	89	.551	39	58	97	21	74	1	18	13	215	3.8
Richard Washington	18	161	14	41	.341	10	16	.625	11	37	48	7	31	0	7	3	38	2.1
Kings	82	19855	3764	7644	.492	1746	2392	.730	1191	2404	3595	2239	2419	53	825	390	9274	113.1
Opponents	82	19855	3434	7061	.486	2170	2897	.749	1156	2547	3703	1776	2223	41	678	435	9038	110.2

*Did not finish season with team

1979-80 KANSAS CITY KINGS

1975-1985



47-35
2ND - MIDWEST DIVISION

Front row — from left to right, Billy McKinney, Otis Bridsong, Scott Wedman, Bill Robinzine, Ernie Grunfeld, Phil Ford. **Back Row — from left to right,** Head Coach Cotton Fitzsimmons, Vice President and General Manager John Begzos, Assistant Coach Frank Hamblen, Reggie King, Len Elmore, Tom Burleson, Sam Lacey, Gus Gerard, Managing Director H. Paul Rosenberg, Trainer Bill Jones.

G	DATE	SCORE	OPPONENT	W/L	REC.	ATT.
1	10/12	105-103	Milwaukee	W	1-0	7625
2	10/17	94-107	Golden State	L	1-1	6005
3	10/19	107-84	@Denver	W	2-1	13,036
4	10/21	122-85	Phoenix	W	3-1	6648
5	10/23	88-90	@Portland	L	3-2	12,666
6	10/24	92-105	@Seattle	L	3-3	12,800
7	10/26	104-116	@LA Lakers	L	3-4	11,854
8	10/27	95-101	@Golden State	L	3-5	6328
9	10/28	106-101	@San Diego	W	4-5	7018
10	10/31	125-108	Utah	W	5-5	5912
11	11/2	111-112	New York	L	5-6	8440
12	11/3	110-123	@Cleveland	L	5-7	10,056
13	11/4	98-101	@New Jersey	L	5-8	4521
14	11/7	102-110	@Philadelphia	L	5-9	8512
15	11/9	119-127	@Boston	L	5-10	15,320
16	11/11	109-112	Portland	L	5-11	7131
17	11/13	110-103	Philadelphia	W	6-11	9180
18	11/15	114-108	LA Lakers	W	7-11	9041
19	11/16	103-97	Chicago (St. Louis)	W	8-11	7865
20	11/18	109-92	@Denver	W	9-11	11,236
21	11/20	112-109	Golden State	W	10-11	7507
22	11/21	120-128	@Phoenix	L	10-12	10,704
23	11/23	107-91	@San Diego	W	11-12	6940
24	11/25	110-111	@LA Lakers	L	11-13	10,985
25	11/27	117-115	Houston	W	12-13	7457
26	11/29	105-95	@Detroit	W	13-13	6097
27	11/30	102-107*	Seattle	L	13-14	7077
28	12/2	94-88	Boston	W	14-14	9442
29	12/5	109-93	Detroit	W	15-14	7630
30	12/8	145-129	@New York	W	16-14	11,523
31	12/12	124-85	Portland	W	17-14	7302
32	12/14	103-87	Utah	W	18-14	7093
33	12/16	107-105	Indiana	W	19-14	7911
34	12/18	110-96	San Diego	W	20-14	6935
35	12/19	107-97	@Washington	W	21-14	7629
36	12/20	109-120	@Milwaukee	L	21-15	10,938
37	12/22	111-115	Phoenix	L	21-16	8868
38	12/26	118-111	LA Lakers	W	22-16	9442
39	12/28	112-118	@Phoenix	L	22-17	12,666
40	12/29	125-127*	@San Antonio	L	22-18	9102
41	1/2	128-121*	@Utah	W	23-18	5911
42	1/4	115-106	San Antonio	W	24-18	9442
43	1/5	112-107	@Atlanta	W	25-18	10,948
44	1/6	120-101	Denver	W	26-18	8262
45	1/8	116-124	San Diego	L	26-19	7387
46	1/10	104-83	Chicago	W	27-19	7189
47	1/11	112-99	Denver (St. Louis)	W	28-19	10,826
48	1/13	120-101	New Jersey	W	29-19	5176
49	1/15	109-111	@Chicago	L	29-20	8042
50	1/16	112-108	@Milwaukee	W	30-20	10,938
51	1/19	103-108	@Indiana	L	30-21	11,014
52	1/22	101-89	Atlanta	W	31-21	8933
53	1/24	110-88	@Utah	W	32-21	7236
54	1/25	107-113*	@Chicago	L	32-22	6668
55	1/26	112-107	Utah	W	33-22	9056
56	1/29	121-111	@Denver	W	34-22	11,016
57	1/30	99-97	@Seattle	W	35-22	21,771
58	1/31	93-94	@Portland	L	35-23	12,666
59	2/5	99-105	Portland	L	35-24	7998
60	2/6	95-97	@Phoenix	L	35-25	12,310
61	2/8	107-100	@Golden State	W	36-25	8370
62	2/10	108-106*	Washington	W	37-25	8049
63	2/15	100-114	@LA Lakers	L	37-26	15,299
64	2/17	108-107	@San Diego	W	38-26	9114
65	2/20	107-105	Seattle	W	39-26	16,886
66	2/24	72-94	Milwaukee	L	39-27	14,546
67	2/26	117-99	Golden State	W	40-27	10,615
68	2/29	98-93	San Diego (St. Louis)	W	41-27	10,561
69	3/2	94-91	@Houston	W	42-27	11,520
70	3/5	101-117	LA Lakers	L	42-28	13,003
71	3/7	104-111	Cleveland	L	42-29	13,375
72	3/9	113-93	Seattle	W	43-29	12,262
73	3/11	98-100	@Chicago	L	43-30	5542
74	3/16	121-128	@Milwaukee	L	43-31	10,938
75	3/18	109-112	Phoenix	L	43-32	11,448
76	3/20	121-105	Denver	W	44-32	10,750
77	3/21	102-98	@Utah	W	45-32	7514
78	3/23	90-112	@Seattle	L	45-33	21,150
79	3/25	102-106	@Portland	L	45-34	12,666
80	3/26	100-106	@Golden State	L	45-35	6088
81	3/28	116-114	Mil. (St. Louis)	W	46-35	10,103
82	3/30	114-110	Chicago	W	47-35	12,143

* = OT

FINAL STATISTICS

PLAYER	G.	MIN.	FGM	FGA	PCT.	FTM	FTA	PCT.	OFF.	DEF.	TOT.	AST.	PF	DQ	STL.	BLK.	PTS.	AVG.
Otis Birdsong	82	2885	781	1546	.505	286	412	.694	170	161	331	202	226	2	136	22	1858	22.7
Scott Wedman	68	2347	569	1112	.512	145	181	.801	114	272	386	145	230	1	84	45	1290	19.0
Phil Ford	82	2621	489	1058	.462	346	423	.818	29	143	172	610	208	0	136	4	1328	16.2
Bill Robinzine	81	1917	362	723	.501	200	274	.730	184	342	526	62	311	5	106	23	925	11.4
Sam Lacey	81	2412	303	677	.448	137	185	.741	172	473	645	460	307	8	111	109	743	9.2
Reggie King	82	2052	257	499	.515	159	219	.726	184	382	566	106	230	2	69	31	673	8.2
Mike Green	21	459	69	159	.434	24	42	.571	35	78	113	28	55	0	13	21	162	7.7
Billy McKinney	76	1333	206	459	.449	107	133	.805	20	66	86	248	87	0	58	5	520	6.8
Ernie Grunfeld	80	1397	186	420	.443	101	131	.771	87	145	232	109	151	1	56	9	474	5.9
Marlon Redmond	24	298	59	138	.428	24	34	.706	18	34	52	19	27	0	4	9	142	5.9
Gus Gerard	73	869	159	348	.457	66	100	.660	77	100	177	43	96	1	41	26	385	5.3
Len Elmore	58	915	104	242	.430	51	74	.689	74	183	257	64	154	0	41	39	259	4.5
Tom Burleson	37	272	36	104	.346	23	40	.575	23	49	72	20	49	0	8	13	95	2.6
Terry Crosby	4	28	2	4	.500	2	2	1.000	0	1	1	7	4	0	0	0	6	1.5
Kings	82	19805	3582	7489	.478	1671	2250	.743	1187	2429	3616	2123	2135	20	863	356	8860	108.0
Opponents	82	19805	3328	6992	.476	1906	2497	.763	1140	2644	3784	1778	2072	17	695	425	8603	104.9

3-Pt. FG: Kansas City 25-114 (.219); Grunfeld 1-2 (.500); Robinzine 1-2 (.500); Gerard 1-3 (.333); Wedman 7-22 (.318); Birdsong 10-36 (.278); Ford 4-23 (.174); McKinney 1-10 (.100); Redmond 0-9; Burleson 0-3; Green 0-2; King 0-1; Lacey 0-1. Opponents 41-172 (.238).

1980-81 KANSAS CITY KINGS

1975-1985



40-42
TIED 2ND - WESTERN DIVISION

Front row — from left to right, Scott Wedman, Leon Douglas, John Lambert, Sam Lacey, Joe Meriweather, Reggie King. **Back row — from left to right,** Head Coach Cotton Fitzsimmons, Managing Director H. Paul Rosenberg, Phil Ford, Otis Birdsong, Frankie Sanders, Ernie Grunfeld, Jo Jo White, Assistant Coach Frank Hamblen, Trainer Bill Jones. **Pictured separately at top right,** Charles Whitney.

G	DATE	SCORE	OPPONENT	W/L	REC.	ATT.
1	10/11	98-91	Utah	W	1-0	7342
2	10/12	100-109	@Phoenix	L	1-1	10,131
3	10/14	103-109	@San Antonio	L	1-2	9876
4	10/15	107-112*	LA Lakers	L	1-3	5753
5	10/17	103-91	@Dallas	W	2-3	7017
6	10/18	122-127	Seattle	L	2-4	6414
7	10/21	111-116	Golden State	L	2-5	5097
8	10/23	105-96	@Houston	W	3-5	7227
9	10/25	125-122	Denver	W	4-5	6988
10	10/28	109-119	@Atlanta	L	4-6	6786
11	10/29	115-98	Portland	W	5-6	6648
12	10/31	110-115	@Boston	L	5-7	14,035
13	11/1	100-127	Phoenix	L	5-8	7792
14	11/4	104-107	@Utah	L	5-9	6251
15	11/5	111-102	New York	W	6-9	6141
16	11/7	100-117	@Philadelphia	L	6-10	11,390
17	11/8	111-106	Cleveland	W	7-10	7514
18	11/11	102-101	@Portland	W	8-10	12,666
19	11/12	101-111	@Golden State	L	8-11	9572
20	11/14	125-127	@Seattle	L	8-12	13,334
21	11/15	96-94	@San Diego	W	9-12	5211
22	11/18	94-107	@LA Lakers	L	9-13	10,169
23	11/21	121-134	@Denver	L	9-14	10,811
24	11/26	118-100	New Jersey	W	10-14	6213
25	11/28	94-104	@Detroit	L	10-15	6671
26	11/29	104-106	San Antonio	L	10-16	8380
27	12/2	103-107	@Washington	L	10-17	5981
28	12/3	103-100	Phoenix	W	11-17	7719
29	12/5	108-100	Houston	W	12-17	6982
30	12/6	88-107	@Indiana	L	12-18	7099
31	12/10	112-100	San Diego	W	13-18	6018
32	12/11	104-122	@San Antonio	L	13-19	7491
33	12/13	114-107	Dallas	W	14-19	5578
34	12/16	133-118	@Denver	W	15-19	6909
35	12/17	94-101	@Seattle	L	15-20	14,749
36	12/20	103-107	Indiana	L	15-21	5910
37	12/23	102-100	@Cleveland	W	16-21	3627
38	12/26	103-113	Philadelphia	L	16-22	16,006
39	12/27	99-100	@New York	L	16-23	11,500
40	12/28	102-99	@New Jersey	W	17-23	7229
41	12/30	104-106	Golden State	L	17-24	11,742
42	1/2	101-95	Utah	W	18-24	8167
43	1/7	114-108	@Houston	W	19-24	8220
44	1/8	136-118	Washington	W	20-24	7324
45	1/10	99-92	@Utah	W	21-24	9553
46	1/11	105-115	San Diego	L	21-25	7493
47	1/14	91-110	Portland	L	21-26	6791
48	1/16	112-118*	@Milwaukee	L	21-27	11,052
49	1/17	122-123	Denver	L	21-28	7297
50	1/20	104-91	@Dallas	W	22-28	5899
51	1/21	115-108	San Antonio	W	23-28	7627
52	1/23	113-107	Houston	W	24-28	7290
53	1/27	114-119	@San Diego	L	24-29	4382
54	1/29	104-118	@LA Lakers	L	24-30	11,059
55	2/3	121-100	@Dallas	W	25-30	5335
56	2/4	91-90	Detroit	W	26-30	11,009
57	2/6	102-92	@Seattle	W	27-30	14,228
58	2/8	123-129*	@Portland	L	27-31	12,666
59	2/10	115-116	@Chicago	L	27-32	4647
60	2/11	99-87	Utah	W	28-32	8145
61	2/13	113-106	Atlanta	W	29-32	8065
62	2/15	107-105	Seattle	W	30-32	9116
63	2/18	114-113	Boston	W	31-32	11,810
64	2/20	112-109	Milwaukee	W	32-32	11,046
65	2/21	109-129	@Denver	L	32-33	13,691
66	2/22	96-104	@Golden State	L	32-34	9533
67	2/26	105-102	Dallas	W	33-34	8701
68	2/28	101-110	Golden State	L	33-35	8498
69	3/3	98-99	LA Lakers	L	33-36	12,208
70	3/4	111-97	@San Antonio	W	34-36	9208
71	3/5	106-100	Portland	W	35-36	6822
72	3/8	105-68	Phoenix	W	36-36	8260
73	3/10	107-100	@San Diego	W	37-36	4154
74	3/13	101-116	@LA Lakers	L	37-37	17,505
75	3/15	87-97	Chicago	L	37-38	14,560
76	3/18	124-126**	Denver	L	37-39	8266
77	3/20	111-114*	San Antonio	L	37-40	8740
78	3/22	108-114	Houston	L	37-41	7942
79	3/24	105-92	@Utah	W	38-41	7603
80	3/25	110-101	@Phoenix	W	39-41	12,665
81	3/27	84-91	@Houston	L	39-42	15,676
82	3/29	113-104	Dallas	W	40-42	7171

* = OT

1980-81 PLAYOFFS

First Round - Kansas City defeats Portland, 2-1

April 1	Kansas City 98	@	Portland	97 (OT)	
April 3	Kansas City 119	vs.	Portland	124 (OT)	
April 5	Kansas City 104	@	Portland	95	

Semifinals - Kansas City defeats Phoenix, 4-3

April 7	Kansas City 80	@	Phoenix	102
April 8	Kansas City 88	@	Phoenix	83
April 10	Kansas City 93	vs.	Phoenix	92
April 12	Kansas City 102	vs.	Phoenix	95
April 15	Kansas City 89	@	Phoenix	101
April 17	Kansas City 76	vs.	Phoenix	81
April 19	Kansas City 95	@	Phoenix	88

Conference Finals - Kansas City falls to Houston, 1-4

April 21	Kansas City 78	vs.	Houston	97
April 22	Kansas City 88	vs.	Houston	79
April 24	Kansas City 88	@	Houston	92
April 26	Kansas City 89	@	Houston	100
April 29	Kansas City 88	vs.	Houston	97

FINAL STATISTICS

PLAYER	G.	MIN.	FGM	FGA	PCT.	FTM	FTA	PCT.	OFF.	DEF.	TOT.	AST.	PF	DQ	STL.	BLK.	PTS.	AVG.
Otis Birdsong	71	2593	710	1306	.544	317	455	.697	119	139	258	233	172	2	93	18	1747	24.6
Scott Wedman	81	2902	685	1437	.477	140	204	.686	128	305	433	226	294	4	97	46	1535	19.0
Phil Ford	66	2287	424	887	.478	294	354	.831	26	102	128	580	190	3	99	6	1153	17.5
Reggie King	81	2743	472	867	.544	264	386	.684	235	551	786	122	227	2	102	41	1208	14.9
Joe Meriweather	74	1514	206	415	.496	148	213	.695	126	267	393	77	219	4	27	80	560	7.6
Ernie Grunfeld	79	1584	260	486	.535	75	101	.743	31	175	206	205	155	1	60	15	595	7.5
Charles Whitney	47	782	149	306	.487	50	65	.769	29	77	106	68	98	0	47	6	350	7.4
Sam Lacey	82	2228	237	536	.442	92	117	.786	131	453	584	399	302	5	95	120	567	6.9
JoJo White*	13	236	36	82	.439	11	18	.611	3	18	21	37	21	0	11	1	83	6.4
Leon Douglas	79	1356	185	323	.573	102	186	.548	150	234	384	69	251	2	25	38	472	6.0
Frankie Sanders	23	186	34	77	.442	20	22	.909	6	15	21	17	20	0	16	1	88	3.8
Gus Gerard* (KC)	16	123	19	51	.373	19	29	.655	13	16	29	6	24	0	3	6	57	3.6
Lloyd Walton	61	821	90	218	.413	26	33	.788	13	35	48	208	45	0	32	2	206	3.4
John Lambert (KC)	43	475	65	160	.406	18	23	.783	27	63	90	24	74	0	12	5	148	3.4
Kings	82	19830	3572	7151	.500	1576	2206	.714	1037	2450	3487	2271	2092	23	719	385	8769	106.9
Opponents	82	19830	3424	7117	.481	1889	2500	.756	1138	2510	3648	1857	2015	20	717	383	8768	106.9

3-Pt. FG: Kansas City 49-168 (.292); Whitney 2-6 (.333); Wedman 25-77 (.325); Ford 11-36 (.306); Birdsong 10-35 (.286); Lacey 1-5 (.200); Douglas 0-3; *Gerard 0-3; Sanders 0-3; Lambert (K.C.) 0-2; Walton 0-1. Opponents 31-153 (.203). * Did not finish season with team

1981-82 KANSAS CITY KINGS



1975-1985

30-52
4TH - MIDWEST DIVISION

Front row — from left to right, Reggie King, Ken Dennard, Steve Johnson, Leon Douglas, Reggie Johnson, Eddie Johnson. **Back row — from left to right,** Trainer Bill Jones, Team Physican Dr. Howard Elfeldt, General Manager Jeff Cohen, Phil Ford, Charles Whitney, Ernie Grunfeld, Kevin Loder, Mike Woodson, Larry Drew, Assistant Coach Frank Hamblen, Head Coach Cotton Fitzsimmons.

G	DATE	SCORE	OPPONENT	W/L	REC.	ATT.
1	10/30	102-113	San Antonio	L	0-1	10,262
2	10/31	89-95	@Dallas	L	0-2	7865
3	11/4	129-128	San Diego	W	1-2	5954
4	11/6	90-86	Houston	W	2-2	6187
5	11/10	107-119	@Chicago	L	2-3	6697
6	11/11	100-115	@Boston	L	2-4	15,320
7	11/13	85-105	@Philadelphia	L	2-5	10,289
8	11/14	92-103	@New Jersey	L	2-6	12,015
9	11/17	124-110	@New York	W	3-6	8824
10	11/19	99-102	@Indiana	L	3-7	5786
11	11/21	121-128	@Denver	L	3-8	12,015
12	11/25	122-129*	Detroit	L	3-9	8024
13	11/27	115-123	Denver	L	3-10	6317
14	11/29	104-100	Golden State	W	4-10	6151
15	12/1	106-104	@Houston	W	5-10	10,027
16	12/2	107-112	Portland	L	5-11	7380
17	12/4	112-109	Seattle	W	6-11	6428
18	12/6	106-119	@LA Lakers	L	6-12	15,321
19	12/9	113-109*	Dallas	W	7-12	5964
20	12/11	102-122	@Utah	L	7-13	6336
21	12/12	96-98	@Golden State	L	7-14	8973
22	12/16	97-81	Phoenix	W	8-14	5199
23	12/18	100-95	Utah	W	9-14	8294
24	12/19	87-95	@Phoenix	L	9-15	11,257
25	12/22	106-101	@Milwaukee	W	10-15	10,988
26	12/23	95-114	@Cleveland	L	10-16	2843
27	12/26	119-124*	Boston	L	10-17	13,599
28	12/29	92-104	@Dallas	L	10-18	9231
29	12/30	120-116	Denver	W	11-18	7659
30	1/1	93-125	@Golden State	L	11-19	7355
31	1/3	116-127*	@Portland	L	11-20	12,666
32	1/5	104-112	@San Diego	L	11-21	3422
33	1/7	107-103	New York	W	12-21	5808
34	1/9	100-113	@San Antonio	L	12-22	10,656
35	1/12	126-139	@Denver	L	12-23	9849
36	1/13	117-104	Cleveland	W	13-23	6384
37	1/15	114-104	New Jersey	W	14-23	6529
38	1/17	97-109	LA Lakers	L	14-24	8679
39	1/19	112-120	@Houston	L	14-25	9187
40	1/21	94-110	Dallas	L	14-26	6881
41	1/23	106-109*	Washington	L	14-27	5859
42	1/27	103-110	Seattle	L	14-28	8125
43	1/28	115-126	@San Antonio	L	14-29	9339
44	2/2	97-102	@Portland	L	14-30	12,666
45	2/3	87-97	@Seattle	L	14-31	14,188
46	2/5	109-102	San Antonio	W	15-31	6005
47	2/7	110-126	Houston	L	15-32	6172
48	2/10	125-102	LA Lakers	W	16-32	8180
49	2/12	114-129	Utah	L	16-33	6263
50	2/14	93-103	Golden State	L	16-34	6114
51	2/16	106-119	@Denver	L	16-35	7203
52	2/17	110-107	Phoenix	W	17-35	5676
53	2/19	113-97	San Diego	W	18-35	6284
54	2/21	104-110	Milwaukee	L	18-36	6078
55	2/23	94-103	@Atlanta	L	18-37	7452
56	2/24	111-123	Portland	L	18-38	6222
57	2/26	98-100	@Washington	L	18-39	7492
58	2/27	119-127*	@Detroit	L	18-40	25,012
59	3/2	125-117	@Utah	W	19-40	7256
60	3/3	120-82	Indiana	W	20-40	6326
61	3/5	98-110	@Phoenix	L	20-41	11,912
62	3/7	124-122**	Chicago	W	21-41	6140
63	3/9	99-105	@LA Lakers	L	21-42	11,614
64	3/11	113-107	@San Diego	W	22-42	3545
65	3/14	114-128	Philadelphia	L	22-43	10,510
66	3/17	117-116	@Golden State	W	23-43	7552
67	3/19	103-109	Seattle	L	23-44	5751
68	3/21	118-97	San Diego	W	24-44	5668
69	3/24	110-106	Atlanta	W	25-44	5248
70	3/26	87-96	@Dallas	L	25-45	7896
71	3/28	111-116	LA Lakers	L	25-46	8270
72	3/30	99-109	@Portland	L	25-47	12,666
73	3/31	116-109	@Seattle	W	26-47	16,097
74	4/2	118-127	@Utah	L	26-48	6605
75	4/4	95-104	@Phoenix	L	26-49	10,916
76	4/7	113-118	@San Antonio	L	26-50	8759
77	4/9	115-99	Utah	W	27-50	4960
78	4/11	121-126	San Antonio	L	27-51	4929
79	4/13	95-99	@Houston	L	27-52	11,133
80	4/14	114-95	Dallas	W	28-52	7164
81	4/16	123-121	Denver	W	29-52	6013
82	4/18	106-104	Houston	W	30-52	6908

* = OT

FINAL STATISTICS

PLAYER	G.	MIN.	FGM	FGA	PCT.	FTM	FTA	PCT.	OFF.	DEF.	TOT.	AST.	PF	DQ	STL.	BLK.	PTS.	AVG.
Cliff Robinson* (KC)	38	1229	322	708	.455	125	180	.694	83	239	322	71	120	1	46	60	769	20.2
Mike Woodson (KC)	76	2186	508	1001	.507	198	254	.780	97	137	234	206	199	2	135	33	1221	16.1
Steve Johnson	78	1741	395	644	.613	212	330	.642	152	307	459	91	372	25	39	89	1002	12.8
Ernie Grunfeld	81	1892	420	822	.511	188	229	.821	55	127	182	276	191	0	72	39	1030	12.7
Reggie Johnson (KC)	31	783	163	293	.556	51	72	.708	54	135	189	31	117	4	20	27	377	12.2
Reggie King	80	2609	383	752	.509	201	285	.705	162	361	523	173	221	6	84	29	967	12.1
Larry Drew	81	1973	358	757	.473	150	189	.794	30	119	149	419	150	0	110	1	874	10.8
Phil Ford	72	1952	285	649	.439	136	166	.819	24	81	105	451	160	0	63	1	713	9.9
Eddie Johnson	74	1517	295	643	.459	99	149	.664	128	194	322	109	210	6	50	14	690	9.3
Joe Meriweather	18	380	47	91	.516	31	40	.775	25	63	88	17	68	1	13	21	125	6.9
Kevin Loder	71	1139	208	448	.464	77	107	.720	69	126	195	88	147	0	35	30	493	6.9
Ken Dennard	30	607	62	121	.512	26	40	.650	47	86	133	42	81	0	35	8	150	5.0
John Lambert* (KC)	42	493	60	139	.432	21	28	.750	36	91	127	24	80	0	12	10	142	3.4
Sam Lacey* (KC)	2	20	3	5	.600	0	2	.000	0	4	4	4	2	0	2	1	6	3.0
Leon Douglas	63	1093	70	140	.500	32	80	.400	111	179	290	35	210	5	15	38	172	2.7
Charles Whitney	23	266	25	71	.352	4	7	.571	13	27	40	19	31	0	12	1	54	2.3
Kings	82	19715	3604	7284	.495	1551	2158	.719	1086	2276	3362	2056	2359	50	743	402	8785	107.1
Opponents	82	19715	3493	6984	.500	2005	2653	.756	1171	2552	3723	1853	2136	30	707	450	9039	110.2

3-Pt. FG: Kansas City 26-130 (.200); Drew 8-27 (.296); Woodson (K.C.) 7-24 (.292); Ford 7-32 (.219); Grunfeld 2-14 (.143); *Lambert 1-6 (.167); E. Johnson 1-11 (.091); Loder 0-11; *Robinson 0-3; R. Johnson (K.C.) 0-1; Whitney 0-1. Opponents 48-158 (.304).
* Did not finish season with team

1982-83 KANSAS CITY KINGS



1975-1985

45-37
3RD - MIDWEST DIVISION

Front row — from left to right, LaSalle Thompson, Joe Meriweather, Ken Dennard, Steve Johnson, Eddie Nealy, Reggie King. **Back row — from left to right,** President and General Manager Joe Axelson, Trainer Bill Jones, Larry Drew, Ray Williams, Eddie Johnson, Kevin Loder, Mike Woodson, Brook Steppe, Assistant Coach Frank Hamblen, Head Coach Cotton Fitzsimmons.

G	DATE	SCORE	OPPONENT	W/L	REC.	ATT.
1	10/29	113-111	Portland	W	1-0	12,492
2	11/2	119-112	Milwaukee	W	2-0	7442
3	11/5	113-118	Dallas	L	2-1	7357
4	11/9	117-139	@LA Lakers	L	2-2	12,402
5	11/10	100-106	@Phoenix	L	2-3	10,148
6	11/13	112-111	@San Diego	W	3-3	6437
7	11/16	105-102	@San Antonio	W	4-3	8943
8	11/20	127-120	@Dallas	W	5-3	9911
9	11/24	122-112	Detroit	W	6-3	8225
10	11/25	88-79	@Houston	W	7-3	8583
11	11/27	105-99	Phoenix	W	8-3	8107
12	11/28	110-118	@Cleveland	L	8-4	1989
13	11/30	103-112	@New Jersey	L	8-5	9662
14	12/1	143-132	Chicago	W	9-5	5425
15	12/3	107-123	Golden State	L	9-6	5882
16	12/5	106-103	Seattle (St. Louis)	W	10-6	8180
17	12/8	101-102*	San Antonio	L	10-7	6211
18	12/10	118-106	San Diego	W	11-7	5435
19	12/11	122-110	@San Antonio	W	12-7	9044
20	12/15	119-118	New Jersey	W	13-7	7440
21	12/17	90-93	@Seattle	L	13-8	11,263
22	12/18	106-90	@Golden State	W	14-8	7268
23	12/20	117-119*	@Utah	L	14-9	7082
24	12/22	146-102	Denver	W	15-9	6439
25	12/26	120-118	Utah	W	16-9	6059
26	12/28	129-124	Boston	W	17-9	16,482
27	12/30	107-113	Portland	L	17-10	9704
28	1/2	108-104	@Atlanta	W	18-10	4558
29	1/4	121-137	@Denver	L	18-11	7989
30	1/5	138-118	Denver	W	19-11	7222
31	1/7	139-117	Utah	W	20-11	7818
32	1/8	113-125	@Philadelphia	L	20-12	16,522
33	1/11	98-106	@Utah	L	20-13	8595
34	1/12	118-113	San Antonio	W	21-13	8719
35	1/14	120-127	@San Diego	L	21-14	3012
36	1/15	110-121	@Portland	L	21-15	12,666
37	1/16	96-111	@Seattle	L	21-16	14,253
38	1/19	91-88	New York	W	22-16	11,565
39	1/21	115-108	Houston	W	23-16	7129
40	1/23	92-102	Phoenix	L	23-17	7065
41	1/25	112-119	@Denver	L	23-18	8133
42	1/26	115-125	Dallas	L	23-19	5156
43	1/28	99-114	Philadelphia	L	23-20	16,896
44	1/29	122-133	@Indiana	L	23-21	5161
45	1/31	97-114	@New York	L	23-22	8046
46	2/2	117-115	@Washington	W	24-22	4827
47	2/4	125-143	LA Lakers (St. Louis)	L	24-23	19,206
48	2/6	106-116	@LA Lakers	L	24-24	17,505
49	2/8	115-116*	@Houston	L	24-25	6506
50	2/9	103-98	Golden State	W	25-25	6084
51	2/16	102-111	Phoenix (St. Louis)	L	25-26	6078
52	2/18	124-118	LA Lakers	W	26-26	15,116
53	2/20	128-106	Houston	W	27-26	5737
54	2/23	113-107	Washington	W	28-26	5525
55	2/25	125-131	San Antonio	L	28-27	9079
56	2/26	107-118	@Dallas	L	28-28	14,039
57	3/1	111-129	@Boston	L	28-29	15,320
58	3/3	125-118	@Detroit	W	29-29	7258
59	3/4	120-103	Indiana	W	30-29	6414
60	3/6	144-105	San Diego	W	31-29	5566
61	3/9	129-113	Dallas	W	32-29	11,556
62	3/11	100-108	@Milwaukee	L	32-30	11,052
63	3/13	115-120*	Seattle	L	32-31	7754
64	3/15	98-115	@Portland	L	32-32	12,666
65	3/16	102-110	@Seattle	L	32-33	10,981
66	3/18	96-109	@LA Lakers	L	32-34	15,817
67	3/20	128-114	Golden State	W	33-34	5773
68	3/22	117-94	Cleveland	W	34-34	4924
69	3/24	95-112	@Phoenix	L	34-35	10,087
70	3/26	114-111	@Dallas	W	35-35	14,574
71	3/27	110-95	Portland	W	36-35	6495
72	3/29	111-95	@Houston	W	37-35	6291
73	4/1	135-119	@San Diego	W	38-35	3267
74	4/2	122-112	@Golden State	W	39-35	5232
75	4/5	113-130	@San Antonio	L	39-36	7887
76	4/6	130-113	Denver	W	40-36	7130
77	4/8	112-97	Utah	W	41-36	8664
78	4/9	108-102	@Utah	W	42-36	8968
79	4/12	112-102	@Chicago	W	43-36	3936
80	4/13	114-103	Atlanta	W	44-36	8429
81	4/15	117-102	Houston	W	45-36	8379
82	4/17	116-125	@Denver	L	45-37	17,619

* = OT

FINAL STATISTICS

PLAYER	G.	MIN.	FGM	FGA	PCT.	FTM	FTA	PCT.	OFF.	DEF.	TOT.	AST.	PF	DQ	STL.	BLK.	PTS.	AVG.
Larry Drew	75	2690	599	1218	.492	310	378	.820	44	163	207	610	207	1	126	10	1510	20.1
Eddie Johnson	82	2933	677	1370	.494	247	317	.779	191	310	501	216	259	3	70	20	1621	19.8
Mike Woodson	81	2426	584	1154	.506	298	377	.790	84	164	248	254	203	0	137	59	1473	18.2
Ray Williams	72	2170	419	1068	.392	256	333	.769	93	234	327	569	248	3	120	26	1109	15.4
Steve Johnson	79	1544	371	595	.624	186	324	.574	140	258	398	95	323	9	40	83	928	11.7
Reggie Johnson* (KC)	50	992	178	355	.501	73	100	.730	75	126	201	48	150	2	18	26	430	8.6
Joe Meriweather	78	1706	258	453	.570	102	163	.626	150	274	424	64	285	4	47	86	618	7.9
LaSalle Thompson	71	987	147	287	.512	89	137	.650	133	242	375	33	186	1	40	61	383	5.4
Kevin Loder	66	818	138	300	.460	53	80	.663	37	88	125	72	98	0	29	8	334	5.1
Reggie King	58	995	104	225	.462	73	96	.760	91	149	240	58	94	1	28	11	281	4.8
Ed Nealy	82	1643	147	247	.595	70	114	.614	170	315	485	62	247	4	68	12	364	4.4
Brook Steppe	62	606	84	176	.477	76	100	.760	25	48	73	68	92	0	26	3	245	4.0
Ken Dennard	22	224	11	34	.324	6	9	.667	20	32	52	6	27	0	16	1	28	1.3
Leon Douglas*	5	46	2	3	.667	0	2	.000	3	4	7	0	13	0	0	3	4	0.8
Kings	82	19780	3719	7485	.497	1839	2530	.727	1256	2407	3663	2155	2432	28	765	409	9328	113.8
Opponents	82	19780	3531	7250	.487	2107	2885	.730	1250	2403	3653	1997	2245	37	809	439	9209	112.3

3-Pt. FG: Kansas City 51-215 (.237); Loder 5-9 (.556); E. Johnson 20-71 (.282); *R. Johnson 1-4 (.250); Woodson 7-33 (.212); Williams 15-74 (.203); Steppe 1-7 (.143); Drew 2-16 (.125); Thompson 0-1. Opponents 40-188 (.213).
* Did not finish season with team

BACK TO TABLE OF CONTENTS

1983-84 KANSAS CITY KINGS



1975-1985

38-44
TIED 3RD - MIDWEST DIVISION

Front row — from left to right, Eddie Johnson, Eddie Nealy, LaSalle Thompson, Dave Robisch, Joe Meriweather, Mark Olberding, Larry Micheaux. **Back row — from left to right,** Trainer Bill Jones, President and General Manager Joe Axelson, Dane Suttle, Mike Woodson, Billy Knight, Reggie Theus, Don Buse, Larry Drew, Assistant Coach Frank Hamblen, Head Coach Cotton Fitzsimmons.

G	DATE	SCORE	OPPONENT	W/L	REC.	ATT.
1	10/28	107-117	LA Lakers	L	0-1	15,782
2	10/30	116-121	Seattle	L	0-2	6479
3	11/1	116-114	Golden State	W	1-2	8140
4	11/3	128-131	Denver	L	1-3	6035
5	11/5	123-106	Houston	W	2-3	12,355
6	11/8	97-100	@Chicago	L	2-4	4647
7	11/9	93-95	@Milwaukee	L	2-5	9285
8	11/11	100-108	@Philadelphia	L	2-6	16,027
9	11/12	106-131	@Detroit	L	2-7	10,288
10	11/15	101-100	@Washington	W	3-7	4605
11	11/17	129-128	@San Antonio	W	4-7	7192
12	11/22	118-99	San Diego	W	5-7	5702
13	11/25	96-98	@Dallas	L	5-8	13,873
14	11/26	117-116	Utah	W	6-8	7424
15	11/28	113-104	Portland	W	7-8	5604
16	11/30	120-118	@Phoenix	W	8-8	8507
17	12/1	95-106	@Golden State	L	8-9	4463
18	12/3	107-112	@Utah	L	8-10	8314
19	12/6	112-103	Dallas	W	9-10	6033
20	12/8	106-129	@LA Lakers	L	9-11	11,911
21	12/10	119-103	Indiana	W	10-11	7241
22	12/14	105-99	@Seattle	W	11-11	8554
23	12/15	116-119	@Golden State	L	11-12	4971
24	12/17	99-119	@Phoenix	L	11-13	9338
25	12/20	131-114	Denver	W	12-13	4751
26	12/23	126-122	San Antonio	W	13-13	5356
27	12/27	109-112	Philadelphia	L	13-14	17,009
28	12/29	127-138	@San Antonio	L	13-15	8572
29	12/30	96-99	San Diego	L	13-16	6944
30	1/3	104-123	@Portland	L	13-17	12,666
31	1/4	121-122	@San Diego	L	13-18	3552
32	1/6	110-130	@Utah	L	13-19	10,898
33	1/7	100-98	Phoenix	W	14-19	9495
34	1/10	112-102	Dallas	W	15-19	5608
35	1/12	89-95	LA Lakers	L	15-20	9131
36	1/14	104-109	@Houston	L	15-21	9818
37	1/15	109-96	San Diego	W	16-21	7502
38	1/17	113-122	Boston	L	16-22	11,478
39	1/20	114-116	@Denver	L	16-23	10,997
40	1/21	94-114	@Portland	L	16-24	12,666
41	1/24	113-104	New Jersey	W	17-24	6090
42	1/26	106-114	Seattle	L	17-25	6921
43	1/31	107-122	Houston	L	17-26	7151
44	2/1	110-119	@Boston	L	17-27	14,890
45	2/3	114-112	@New Jersey	W	18-27	12,873
46	2/4	107-100	Denver	W	19-27	9053
47	2/7	110-112*	Milwaukee	L	19-28	6141
48	2/8	118-110	@San Antonio	W	20-28	7137
49	2/10	96-115	@Dallas	L	20-29	13,854
50	2/11	94-91	Washington	W	21-29	6667
51	2/14	100-106	New York	L	21-30	6193
52	2/16	121-99	Utah	W	22-30	5443
53	2/18	111-106	Atlanta Hawks	W	23-30	11,190
54	2/21	119-112	Detroit	W	24-30	8145
55	2/23	95-107	Phoenix	L	24-31	11,209
56	2/25	136-148	@Denver	L	24-32	13,808
57	2/28	142-137**	Cleveland	W	25-32	11,220
58	3/1	108-101	@Houston	W	26-32	7633
59	3/2	94-108	@Dallas	L	26-33	13,010
60	3/3	105-103	Dallas	W	27-33	9776
61	3/6	128-110	Portland	W	28-33	8889
62	3/8	115-110	Chicago	W	29-33	6396
63	3/11	109-115	Golden State	L	29-34	6607
64	3/14	101-93	@Atlanta Hawks	W	30-34	4899
65	3/15	108-107	@Indiana	W	31-34	7803
66	3/17	109-123	@New York	L	31-35	9440
67	3/18	108-97	@Cleveland	W	32-35	2796
68	3/20	115-102	@Houston	W	33-35	7143
69	3/21	116-123	LA Lakers	L	33-36	17,164
70	3/23	116-126	@Denver	L	33-37	11,952
71	3/24	125-118	San Antonio	W	34-37	13,747
72	3/27	106-110	@Utah	L	34-38	9110
73	3/28	94-111	@Seattle	L	34-39	9115
74	3/29	113-120	@Portland	L	34-40	12,666
75	3/31	105-103	Utah	W	35-40	13,546
76	4/3	109-113	@Phoenix	L	35-41	13,627
77	4/4	121-116	@San Diego	W	36-41	3203
78	4/6	97-112	@LA Lakers	L	36-42	17,505
79	4/7	89-98	@Golden State	L	36-43	9000
80	4/10	113-125	Seattle	L	36-44	11,512
81	4/12	114-102	San Antonio	W	37-44	12,994
82	4/14	108-96	Houston	W	38-44	16,147

* = OT

1983-84 PLAYOFFS

First Round (0-3)

April 18	Kansas City	105	@	Los Angeles	116	April 20	Kansas City	102	@ Los Angeles 109
						April 22	Kansas City	102	vs. Los Angeles 108

FINAL STATISTICS

PLAYER	G.	MIN.	FGM	FGA	PCT.	FTM	FTA	PCT.	OFF.	DEF.	TOT.	AST.	PF	DQ	STL.	BLK.	PTS.	AVG.
Eddie Johnson	82	2920	753	1552	.485	268	331	.810	165	290	455	296	266	4	76	21	1794	21.9
Larry Drew	73	2363	474	1026	.462	243	313	.776	33	113	146	558	170	0	121	10	1194	16.4
Reggie Theus (KC)	30	897	170	388	.438	130	173	.751	29	54	83	210	93	1	29	9	474	15.8
Mike Woodson	71	1838	389	816	.477	247	302	.818	62	113	175	175	174	2	83	28	1027	14.5
Billy Knight	75	1885	358	729	.491	243	283	.859	89	166	255	160	122	0	54	6	963	12.8
LaSalle Thompson	80	1915	333	637	.523	160	223	.717	260	449	709	86	327	8	71	145	826	10.3
Steve Johnson	50	893	189	342	.553	101	177	.571	94	158	252	63	188	7	22	48	479	9.6
Mark Olberding	81	2160	249	504	.494	261	318	.821	119	326	445	192	291	2	50	28	759	9.4
Joe Meriweather	73	1501	193	363	.532	94	123	.764	111	242	353	51	247	8	35	61	480	6.6
Dane Suttle	40	469	109	214	.509	40	47	.851	21	25	46	46	46	0	20	0	258	6.5
Dave Robisch (KC)	8	162	18	48	.375	11	13	.846	12	17	29	6	15	0	3	1	47	5.9
Don Buse	76	1327	150	352	.426	63	80	.788	29	87	116	303	62	0	86	1	381	5.0
Kevin Loder* (KC)	10	133	19	43	.442	9	13	.692	7	11	18	14	15	0	3	5	48	4.8
Larry Micheaux	39	332	49	90	.544	21	39	.538	40	73	113	19	46	0	21	11	119	3.1
Ed Nealy	71	960	63	126	.500	48	60	.800	73	149	222	50	138	1	41	9	174	2.5
Kings	82	19755	3516	7230	.486	1939	2495	.777	1144	2273	3417	2229	2200	33	715	383	9023	110.0
Opponents	82	19755	3601	7169	.502	1909	2510	.761	1126	2387	3513	2108	2191	30	660	493	9144	111.5

3-Pt. FG: Kansas City 52-189 (.275); *Loder 1-3 (.333); E. Johnson 20-64 (.313); Buse 18-59 (.305); Drew 3-10 (.300); Knight 4-14 (.286); Woodson 2-8 (.250); Theus (K.C.) 4-27 (.148); Suttle 0-3; Olberding 0-1. Opponents 33-164 (.201).
* Did not finish season with team

1984-85 KANSAS CITY KINGS



1975-1985

31-51
5TH - MIDWEST DIVISION

Front row — from left to right, Don Buse, Larry Drew, Eddie Johnson, LaSalle Thompson, Mark Olberding, Reggie Theus, Mike Woodson. **Back row — from left to right,** Assistant Coach Frank Hamblen, Head Coach Phil Johnson, Joe Meriweather, Mark McNamara, Otis Thorpe, Peter Verhoeven, David Pope, President and General Manager Joe Axelson, Trainer Bill Jones.

G	DATE	SCORE	OPPONENT	W/L	REC.	ATT.
1	10/27	119-140	Portland	L	0-1	11,321
2	10/30	104-109	Chicago	L	0-2	9391
3	11/1	106-109	Houston	L	0-3	11,640
4	11/3	114-128	Denver	L	0-4	6440
5	11/6	94-108	@Houston	L	0-5	13,590
6	11/9	101-99	@New Jersey	W	1-5	9492
7	11/10	100-113	@New York	L	1-6	9373
8	11/16	116-128	@LA Lakers	L	1-7	13,287
9	11/17	113-121	@LA Clippers	L	1-8	7335
10	11/20	129-122	Utah	W	2-8	7132
11	11/21	92-97	@Washington	L	2-9	4862
12	11/23	122-105	@Indiana	W	3-9	11,504
13	11/24	124-135	Boston	L	3-10	17,341
14	11/27	96-104	@Seattle	L	3-11	5160
15	11/29	107-110	@Golden State	L	3-12	3782
16	11/30	121-130	@LA Lakers	L	3-13	12,766
17	12/5	121-100	Atlanta	W	4-13	5355
18	12/7	113-121	@Phoenix	L	4-14	10,306
19	12/9	120-123	@Utah (Las Vegas)	L	4-15	4070
20	12/11	121-120	San Antonio	W	5-15	5687
21	12/12	107-116	@Dallas	L	5-16	14,226
22	12/14	123-117	@Denver	W	6-16	6497
23	12/15	110-105	Seattle	W	7-16	5732
24	12/18	127-116	Phoenix	W	8-16	4498
25	12/20	118-113	@Portland	W	9-16	12,666
26	12/22	129-123	Detroit	W	10-16	6190
27	12/26	122-133	@Utah	L	10-17	8790
28	12/27	96-92	Houston	W	11-17	12,986
29	12/29	115-123	Indiana	L	11-18	5961
30	1/2	107-115	Phoenix	L	11-19	5760
31	1/4	132-112	LA Clippers	W	12-19	5272
32	1/5	107-135	@Dallas	L	12-20	17,007
33	1/7	110-101	Golden State	W	13-20	4794
34	1/8	110-112	@Houston	L	13-21	13,406
35	1/10	110-117*	Dallas	L	13-22	4997
36	1/11	121-143	@Denver	L	13-23	7410
37	1/13	114-119	@Seattle	L	13-24	7814
38	1/15	112-116	Cleveland	L	13-25	4720
39	1/17	130-141	San Antonio	L	13-26	5995
40	1/19	103-98	Washington	W	14-26	6335
41	1/22	113-117	@San Antonio	L	14-27	7958
42	1/24	119-120	Milwaukee	L	14-28	6228
43	1/26	120-111	Golden State	W	15-28	4999
44	1/29	97-103	@Chicago	L	15-29	7216
45	1/30	116-120	@Detroit	L	15-30	9556
46	2/1	123-142	@Boston	L	15-31	14,890
47	2/2	106-124	@Cleveland	L	15-32	3775
48	2/5	135-116	San Antonio	W	16-32	3629
49	2/7	96-114	Utah	L	16-33	5153
50	2/12	109-127	@San Antonio	L	16-34	7155
51	2/14	123-138	Denver	L	16-35	6256
52	2/16	111-106	@Seattle	W	17-35	6685
53	2/17	96-115	@Portland	L	17-36	12,666
54	2/19	116-96	Portland	W	18-36	3424
55	2/21	117-123	LA Lakers	L	18-37	9606
56	2/23	98-121	Dallas	L	18-38	6193
57	2/26	110-103	Phoenix	W	19-38	3451
58	2/28	119-127	Philadelphia	L	19-39	11,638
59	3/2	111-114	@Phoenix	L	19-40	14,502
60	3/3	126-122*	@LA Clippers	W	20-40	7374
61	3/5	134-113	New Jersey	W	21-40	3558
62	3/7	142-140	Denver	W	22-40	3475
63	3/8	114-127	@Milwaukee	L	22-41	11,052
64	3/10	129-111	LA Clippers	W	23-41	4367
65	3/12	120-114	Portland	W	24-41	3482
66	3/13	100-118	@Dallas	L	24-42	16,963
67	3/15	112-115	@Utah	L	24-43	9703
68	3/17	107-101	Utah	W	25-43	3737
69	3/20	118-117*	@Philadelphia	W	26-43	8874
70	3/22	121-102	@Atlanta	W	27-43	13,890
71	3/23	113-105	New York	W	28-43	4554
72	3/25	121-106	Seattle	W	29-43	3787
73	3/26	93-115	@Houston	L	29-44	11,438
74	3/28	115-133	@Denver	L	29-45	10,449
75	3/30	137-121	Golden State	W	30-45	4999
76	4/3	122-124	@LA Clippers	L	30-46	7541
77	4/5	125-132	@LA Lakers	L	30-47	14,625
78	4/6	125-141	@Golden State	L	30-48	4836
79	4/9	117-105	Dallas	W	31-48	3862
80	4/11	123-125	Houston	L	31-49	7396
81	4/12	112-117	@San Antonio	L	31-50	7317
82	4/14	116-122	LA Lakers	L	31-51	11,371

* = OT

FINAL STATISTICS

PLAYER	G.	MIN.	FGM	FGA	PCT.	FTM	FTA	PCT.	OFF.	DEF.	TOT.	AST.	PF	DQ	STL.	BLK.	PTS.	AVG.
Eddie Johnson	82	3029	769	1565	.491	325	373	.871	151	256	407	273	237	2	83	22	1876	22.9
Mike Woodson	78	1998	530	1068	.496	264	330	.800	69	129	198	143	216	1	117	28	1329	17.0
Reggie Theus	82	2543	501	1029	.487	334	387	.863	106	164	270	656	250	0	95	18	1341	16.4
Larry Drew	72	2373	457	913	.501	154	194	.794	39	125	164	484	147	0	93	8	1075	14.9
Otis Thorpe	82	1918	411	685	.600	230	371	.620	187	369	556	111	256	2	34	37	1052	12.8
LaSalle Thompson	82	2458	369	695	.531	227	315	.721	274	580	854	130	328	4	98	128	965	11.8
Mike Olberding	81	2277	265	528	.502	293	352	.832	139	374	513	243	298	8	56	11	823	10.2
Billy Knight* (KC)	16	189	31	69	.449	13	16	.813	10	12	22	21	14	0	2	1	76	4.8
Joe Meriweather	76	1061	121	243	.498	96	124	.774	94	169	263	27	181	1	17	28	339	4.5
Don Buse	65	939	82	203	.404	23	30	.767	21	40	61	203	75	0	38	1	218	3.4
Ed Nealy	22	225	26	44	.591	10	19	.526	15	29	44	18	26	0	3	1	62	2.8
Mark McNamara (KC)	33	210	28	58	.483	23	44	.523	24	33	57	6	22	0	5	7	79	2.4
Peter Verhoeven	54	366	51	108	.472	21	25	.840	28	35	63	17	85	1	15	7	123	2.3
Dane Suttle*	6	24	6	13	.462	2	2	1.000	4	3	3	2	3	0	1	0	14	2.3
David Pope* (KC)	22	129	17	53	.321	7	13	.538	9	9	18	5	30	0	3	3	41	1.9
Kenny Natt* (KC)	4	16	0	1	.000	0	0	—	1	0	1	3	1	0	0	0	0	0.0
Kings	82	19755	3664	7275	.504	2022	2595	.779	1167	2327	3494	2342	2169	19	661	300	9413	114.8
Opponents	82	19755	3805	7461	.510	1957	2546	.769	1166	2267	3433	2344	2205	30	761	512	9632	117.5

3-Pt. FG: Kansas City 62-238 (.265); *Knight 1-1 (1.000); Meriweather 1-2 (.500); Buse 31-87 (.356); Drew 7-28 (.250); Johnson 13-54 (.241); Woodson 5-21 (.238); Theus 5-38 (.139); Olberding 0-3; Thorpe 0-2; *Pope 0-1; *Suttle 0-1; Verhoeven 0-1. Opponents 65-259 (.251).
* Did not finish season with team

BACK TO TABLE OF CONTENTS

1985-86 SACRAMENTO KINGS



Front row — from left to right, Reggie Theus, Mark Olberding, Otis Thorpe, Rich Kelley, Joe Kleine, LaSalle Thompson, Eddie Johnson. **Back row — from left to right,** Assistant Coach Jerry Reynolds, Assistant Coach Frank Hamblen, Head Coach Phil Johnson, Mike Bratz, Carl Henry, Terry Tyler, Mike Woodson, Larry Drew, President and General Manager Joe Axelson, Trainer Bill Jones.

FINAL STATISTICS

PLAYER	G.	MIN.	FGM	FGA	PCT.	FTM	FTA	PCT.	OFF.	DEF.	TOT.	AST.	PF	DQ	STL.	TO	BLK.	PTS.	AVG.
Eddie Johnson	82	2514	623	1311	.475	280	343	.816	173	246	419	214	237	0	54	191	17	1530	18.7
Reggie Theus	82	2919	546	1137	.480	405	490	.827	73	231	304	788	231	3	112	327	20	1503	18.3
Mike Woodson	81	2417	510	1073	.475	242	289	.837	94	132	226	197	215	1	92	145	37	1264	15.6
LaSalle Thompson	80	2377	411	794	.518	202	276	.732	252	518	770	168	295	8	71	184	109	1024	12.8
Larry Drew	75	1971	376	776	.485	128	161	.795	25	100	125	338	134	0	66	133	2	890	11.9
Otis Thorpe	75	1675	289	492	.587	164	248	.661	137	283	420	84	233	3	35	123	34	742	9.9
Terry Tyler	71	1651	295	649	.455	84	112	.750	109	204	313	94	159	0	64	94	108	674	9.5
Mark Olberding	81	2157	225	403	.558	162	210	.771	113	310	423	266	276	3	43	148	23	612	7.6
Joe Kleine	80	1180	160	344	.465	94	130	.723	113	260	373	46	224	1	24	107	34	414	5.2
Carl Henry	28	149	31	67	.463	12	17	.706	8	11	19	4	11	0	5	9	0	78	2.8
Michael Adams*	18	139	16	44	.364	8	12	.667	2	4	6	22	9	0	9	11	1	40	2.2
Mike Bratz	33	269	26	70	.371	14	18	.778	2	21	23	39	43	0	13	17	0	70	2.1
Rich Kelley	37	324	28	49	.571	18	22	.818	29	52	81	43	62	0	10	22	3	74	2.0
David Cooke*	6	38	2	11	.182	5	10	.500	5	5	10	1	5	0	4	2	0	9	1.5
Kings	82	19780	3538	7220	.490	1818	2338	.778	1135	2377	3512	2304	2134	19	602	1553	388	8924	108.8
Opponents	82	19780	3566	7225	.494	1971	2609	.755	1142	2339	3481	2118	2083	29	751	1409	478	9176	111.9

3-Pt. FG: Sacramento Kings 30-134 (.224); Henry 4-10 (.400); Drew 10-31 (.323); Bratz 4-14 (.286); Johnson 4-20 (.200); Theus 6-35 (.171); Woodson 2-13 (.154); *Adams 0-3; Tyler 0-3; Kelley 0-2; Olberding 0-2; Thompson 0-1.
Opponents 73-281 (.260).
* Did not finish season with team

1985-86 PLAYOFFS

Fifth Place in Midwest Division
First Round (0-3)

April 17	Sacramento 87	@	Houston	107
April 19	Sacramento 103	@	Houston	111
April 22	Sacramento 98	vs.	Houston	113

TEAM NOTES

- With the seventh overall pick in the 1985 NBA Draft (June 18), the Kings made Arkansas forward Joe Kleine the club's first draft selection in the Sacramento era.
- On August 20, 1985, the Atlantic Richfield Company (ARCO) and the Sacramento Sports Association, owners of the Kings and the Sacramento Sports Arena, agreed to a 10-year sponsorship contract which included naming the facility ARCO Arena.
- On October 25, 1985, the LA Clippers defeated the Kings, 108-104, before a sold out crowd of 10,333 at ARCO Arena in the first regular season professional basketball game played in Sacramento.
- Kings clinched a berth in the Western Conference playoffs on April 5, 1986 with a 119-110 victory versus Phoenix.
- On April 22, 1986, in the third game of a first round Western Conference playoff matchup, the Houston Rockets defeated the Kings, 113-98, before a standing room only crowd at ARCO Arena. The Rockets went on to defeat the Kings, 3-0, in the series and advance to the NBA Finals before losing, 4-2, to the Boston Celtics.

1985-86 GAME-BY-GAME

G	DATE	SCORE	+/-	OPPONENT	W/L	REC	KINGS HI. SCORER	OPPONENT HI. SCORER	ATT
1	10/25	104-108	-4	LA Clippers	L	0-1	Theus-24	Smith-36	10,333
2	10/26	112-123	-11	@Denver	L	0-2	Thorpe-24	English-32	9309
3	10/31	122-116	+6	Houston	W	1-2	Johnson-37	Olajuwon-30	10,333
4	11/2	113-119	-6	@Dallas	L	1-3	Thorpe-24	Aguirre-42	16,373
5	11/7	94-95	-1	Cleveland	L	1-4	Drew-23	Free-29	10,333
6	11/9	98-93	+5	Seattle	W	2-4	Woodson-17	McDaniel-18	10,333
7	11/10	111-117	-6	@Golden State	L	2-5	Thorpe-24	Short/Smith-21	11,568
8	11/12	115-126	-11	@Portland	L	2-6	Johnson/Drew-26	Vandeweghe-26	12,666
9	11/14	112-103	+9	Golden State	W	3-6	Johnson-29	Short-32	10,333
10	11/16	96-100	-4	Utah	L	3-7	Drew-24	Dantley-36	10,333
11	11/19	103-99	+4	@San Antonio	W	4-7	Woodson-26	Mitchell-18	5486
12	11/21	97-131	-34	Milwaukee	L	4-8	Johnson-28	Lister/Breuer-19	10,333
13	11/23	118-122	-4	@Denver	L	4-9	Johnson-22	Natt-29	11,793
14	11/24	103-118	-15	New Jersey	L	4-10	Theus/Wood-16	Birdsong-21	10,333
15	11/26	111-107	+4	Phoenix	W	5-10	Theus-25	Edwards-30	10,333
16	11/29	111-133	-22	@Dallas	L	5-11	Theus-23	Aguirre/Perkins-27	17,007
17	11/30	114-131	-17	@Houston	L	5-12	Theus-27	Olajuwon/Leavell-21	14,840
18	12/3	131-118	+13	Chicago	W	6-12	Johnson-29	Wooldridge-23	10,333
19	12/4	103-128	-25	@LA Clippers	L	6-13	Theus/Wood-14	Johnson-31	5472
20	12/7	122-112	+10	@Detroit	W	7-13	Woodson-29	Thomas-27	12,467
21	12/8	89-111	-22	@Washington	L	7-14	Woodson-18	Ruland-25	4553
22	12/10	100-106	-6	@New Jersey	L	7-15	Johnson-23	Richardson-23	9018
23	12/11	101-118	-17	@Boston	L	7-16	Henry-18	Bird-24	14,890
24	12/14	108-103	+5	@Chicago	W	8-16	Theus-21	Green-21	8823
25	12/15	82-140	-58	@Milwaukee	L	8-17	Theus-18	Cummings-21	10,103
26	12/17	132-121	+11	Detroit	W	9-17	Theus-27	Thomas-28	10,333
27	12/19	106-107	-1	@Phoenix	L	9-18	Theus-26	Nance-30	9429
28	12/21	116-117	-1	LA Lakers	L	9-19	Johnson-31	Johnson-24	10,333
29	12/26	121-131	-10	@Golden State	L	9-20	Johnson/Theus-30	Short-41	10,431
30	12/28	111-133	-22	LA Lakers	L	9-21	Theus/Thompson-21	Worthy-31	10,333
31	12/30	84-87	-3	Philadelphia	L	9-22	Johnson-16	Barkley-26	10,333
32	1/2	114-106	+8	San Antonio	W	10-22	Woodson-24	Matthews-23	10,333
33	1/4	112-107	+5	Denver	W	11-22	Woodson-28	English-28	10,333
34	1/6	106-87	+19	Washington	W	12-22	Woodson-21	Williams-22	10,333
35	1/8	88-87	+1	@Indiana	W	13-22	Woodson-25	Williams-18	6557
36	1/10	102-113	-11	@Philadelphia	L	13-23	Theus-23	Malone-26	12,147
37	1/11	101-105	-4	@Cleveland	L	13-24	Woodson-23	Free-24	8495
38	1/13	97-115	-18	@New York	L	13-25	Woodson-21	Ewing-24	12,571
39	1/14	104-115	-11	@Atlanta	L	13-26	Tyler-20	Wilkins-25	4343
40	1/17	125-111	+14	@Golden State	W	14-26	Woodson-31	Short-28	11,409
41	1/18	98-96*	+2	Seattle	W	15-26	Johnson-24	Sikma-30	10,333
42	1/21	119-110	+9	Dallas	W	16-26	Johnson-27	Blackman-23	10,333
43	1/23	107-124	-17	@Houston	L	16-27	Thompson-22	Reid-23	13,215
44	1/25	125-129	-4	Portland	L	16-28	Theus-28	Vandeweghe-33	10,333
45	1/26	121-116	+5	@Portland	W	17-28	Johnson-38	Vandeweghe-29	12,666
46	1/28	125-120	+5	Denver	W	18-28	Tyler-26	English-36	10,333
47	1/30	109-111	-2	Houston	L	18-29	Woodson-26	Lloyd-26	10,333
48	1/31	101-113	-12	@Utah	L	18-30	Theus-37	Dantley-33	10,545
49	2/3	94-90	+4	New York	W	19-30	Woodson-24	Ewing-18	10,333
50	2/6	115-106	+9	Seattle	W	20-30	Theus-23	Henderson/Young-18	10,333
51	2/11	105-100	+5	Boston	W	21-30	Woodson-27	Bird-29	10,333
52	2/13	114-123	-9	Atlanta	L	21-31	Theus-28	Wilkins-43	10,333
53	2/16	94-113	-19	@San Antonio	L	21-32	Drew-18	Lamp-16	7342
54	2/18	115-105	+10	Houston	W	22-32	Theus/Wood-22	Sampson-24	10,333
55	2/20	107-105	+2	San Antonio	W	23-32	Jhsn/Theus/Wood-18	Robertson-21	10,333
56	2/21	118-110	+8	@Phoenix	W	24-32	Johnson-36	Davis-31	12,345
57	2/23	127-124	+3	Golden State	W	25-32	Johnson-23	Short-34	10,333
58	2/25	102-100	+2	@Seattle	W	26-32	Johnson-20	Henderson-22	5069
59	2/28	121-100	+21	Indiana	W	27-32	Theus-27	Williams-25	10,333
60	3/1	94-110	-16	@Utah	L	27-33	Theus-17	Dantley-25	12,452
61	3/4	94-92	+2	Utah	W	28-33	Theus/Johnson-19	Dantley-36	10,333
62	3/6	105-116	-11	@Houston	L	28-34	Woodson-34	Sampson-35	12,802
63	3/8	121-122**	-1	@LA Lakers	L	28-35	Thorpe-28	Johnson-33	17,505
64	3/9	102-117	-15	Dallas	L	28-36	Woodson-17	Blackman-27	10,333
65	3/11	132-120	+12	San Antonio	W	29-36	Theus-33	Mitchell-31	10,333
66	3/12	127-120*	+7	@Dallas	W	30-37	Theus-32	Blackman-46	16,890
67	3/14	104-105	-1	@LA Clippers	L	30-37	Johnson-29	Benjamin-26	7717
68	3/16	113-119	-6	@Denver	L	30-38	Johnson-29	English-36	14,366
69	3/18	117-113	+4	Denver	W	31-38	Johnson-24	English-29	10,333
70	3/19	104-108	-4	@Phoenix	L	31-39	Theus-25	Davis-26	10,676
71	3/22	113-115	-2	LA Lakers	L	31-40	Theus-20	Worthy-32	10,333
72	3/23	102-112	-10	@Portland	L	31-41	Woodson-39	Drexler-32	12,666
73	3/25	116-99	+17	Portland	W	32-41	Drew/Theus/Tyler-18	Vanderweghe-23	10,333
74	3/27	103-101	+2	@Seattle	W	33-41	Theus-24	Sikma-24	5093
75	3/29	103-112	-9	LA Clippers	L	33-42	Thompson-20	Benjamin/Cage-21	10,333
76	4/1	109-99	+10	@San Antonio	W	34-42	Woodson-21	Mitchell-24	5371
77	4/3	105-135	-30	@LA Lakers	L	34-43	Woodson-19	Scott-24	17,505
78	4/5	119-110	+9	Phoenix	W	35-43	Theus-21	Davis-20	10,333
79	4/7	122-115	+7	Dallas	W	36-43	Theus-19	Aguirre-24	10,333
80	4/9	113-108	+5	@Utah	W	37-43	Johnson-26	Dantley-45	12,230
81	4/10	108-119	-11	Utah	L	37-44	Thompson-24	Bailey-22	10,333
82	4/12	92-105	-13	LA Lakers	L	37-45	Thompson-25	Scott-22	10,333

* = OT

BACK TO TABLE OF CONTENTS

1986-87 SACRAMENTO KINGS



Front row — from left to right, Mark Olberding, Eddie Johnson, Joe Kleine, LaSalle Thompson, Johnny Rogers, Otis Thorpe. **Back row — from left to right,** Head Coach Jerry Reynolds, President and General Manager Joe Axelson, Othell Wilson, Terry Tyler, Reggie Theus, Harold Pressley, Derek Smith, Franklin Edwards, Assistant Coach Don Buse, Trainer Bill Jones.

FINAL STATISTICS

PLAYER	G.	MIN.	FGM	FGA	PCT.	FTM	FTA	PCT.	OFF.	DEF.	TOT.	AST.	PF	DQ	STL.	TO	BLK.	PTS.	AVG.
Reggie Theus	79	2872	577	1223	.472	429	495	.867	86	180	266	692	208	3	78	289	16	1600	20.3
Otis Thorpe	82	2956	567	1050	.540	413	543	.761	259	560	819	201	292	11	46	189	60	1547	18.9
Eddie Johnson	81	2457	606	1309	.463	267	322	.829	146	207	353	251	218	4	42	163	19	1516	18.7
Derek Smith	52	1658	338	757	.447	178	228	.781	60	122	182	204	184	3	46	126	23	863	16.6
LaSalle Thompson	82	2166	362	752	.481	188	255	.737	237	450	687	122	290	6	69	143	126	912	11.1
Terry Tyler	82	1930	329	664	.495	101	140	.721	116	212	328	73	151	1	55	78	78	760	9.3
Joe Kleine	79	1658	256	543	.471	110	140	.786	173	310	483	71	213	2	35	90	30	622	7.9
Brook Steppe*	34	665	95	199	.477	73	88	.830	21	40	61	81	56	0	18	54	3	266	7.8
Harold Pressley	67	913	134	317	.423	35	48	.729	68	108	176	120	96	1	40	63	21	310	4.6
Johnny Rogers	45	468	90	185	.486	9	15	.600	30	47	77	26	66	0	9	20	8	189	4.2
Othell Wilson	53	789	82	185	.443	43	54	.796	28	53	81	207	67	0	42	77	4	210	4.0
Franklin Edwards	8	122	9	32	.281	10	14	.714	2	8	10	29	7	0	5	17	0	28	3.5
Mark Olberding	76	1002	69	165	.418	116	131	.885	50	135	185	91	144	0	18	56	9	254	3.3
Bruce Douglas*	8	98	7	24	.292	0	4	.000	5	9	14	17	9	0	9	9	0	14	1.8
Jerry Eaves*	3	26	1	8	.125	2	2	1.000	1	0	1	0	6	0	1	2	0	4	1.3
Kings	82	19780	3522	7413	.475	1974	2479	.796	1282	2441	3723	2185	2007	31	513	1403	397	9095	110.9
Opponents	82	19780	3656	7469	.489	1922	2500	.769	1160	2355	3515	2154	2068	21	707	1210	487	9359	114.1

3-Pt. FG: Sacramento Kings 77-307 (.251); *Steppe 3-9 (.333); Tyler 1-3 (.333); Johnson 37-118 (.314); Smith 9-33 (.273); Pressley 7-28 (.250); Theus 17-78 (.218); Wilson 3-18 (.167); Rogers 0-5; Thompson 0-5; Edwards 0-4; Thorpe 0-3; *Douglas 0-1; Kleine 0-1; Olberding 0-1. Opponents 125-395 (.316).
* Did not finish season with team

TEAM NOTES

- Prior to the 1986-87 campaign, Kings officials announced the franchise had achieved a season ticket base of 9,600.
- Second-year forward Otis Thorpe received EDGE/NBA Player of the Week honors (Jan. 11-18) after averaging 23.3 ppg on .685 field goal shooting in leading the team to victories over Portland (120-118) and Seattle (125-115).
- With a 14-32 record, Head Coach Phil Johnson and Assistant Coach Frank Hamblen were relieved of their duties on February 9, 1987. Assistant Coach Jerry Reynolds was named interim head coach and former Kings guard Don Buse was named interim assistant coach.
- On April 22, 1987, the NBA Board of Governors granted the Kings a one-year extension on their request to delay completion of ARCO Arena II until the 1988-89 season. A divisional realignment was also announced, moving the Kings from the Midwest Division into the Pacific Division, beginning in 1988-89.
- On April 27, 1987, the Kings named NBA Hall of Fame center Bill Russell as head coach, effective June 1, 1987. Willis Reed joined the staff as an assistant coach on May 23, 1986.
- On May 19, 1987, Sacramento Basketball Banquet I was held honoring local high school, junior college, and collegiate basketball players and coaches, including California standout guard and Sacramento High School graduate Kevin Johnson. Otis Thorpe was selected by the media as the Kings Player of the Year. Jim Pollard was chosen as the California Basketball Legend and Indiana University Head Coach Bobby Knight was the keynote speaker.
- With the sixth overall selection in the 1987 NBA Draft, the Kings selected North Carolina guard Kenny Smith.

1986-87 GAME-BY-GAME

G	DATE	SCORE	+/-	OPPONENT	W/L	REC	KINGS HI. SCORER	OPPONENT HI. SCORER	ATT
1	10/31	107-106	+1	LA Clippers	W	1-0	Theus-32	Maxwell-21	10,333
2	11/1	103-114	-11	@Seattle	L	1-1	Theus-25	McDaniel-27	6296
3	11/4	84-100	-16	Houston	L	1-2	Smith-22	Olajuwon-26	10,333
4	11/6	95-106	-11	New York	L	1-3	Smith-26	Cartwright-21	10,333
5	11/8	90-102	-12	@Houston	L	1-4	Steppe-17	Olajuwon/Wiggins-25	16,016
6	11/11	119-114	+5	Cleveland	W	2-4	Smith-25	Harper-34	10,333
7	11/12	110-108	+2	@Denver	W	3-4	Tyler-20	Alarie-20	7225
8	11/16	111-113	-2	@LA Lakers	L	3-5	Smith-26	Johnson-34	13,421
9	11/18	105-119	-14	@Seattle	L	3-6	Smith-21	Ellis-28	5411
10	11/20	92-83	+9	Indiana	W	4-6	Thorpe-20	Person-21	10,333
11	11/22	99-107	-8	Milwaukee	L	4-7	Tyler-23	Cummings-24	10,333
12	11/25	123-102	+21	Phoenix	W	5-7	Thorpe-27	Davis-28	10,333
13	11/26	117-129	-12	@Dallas	L	5-8	Johnson-26	Aguirre-29	16,954
14	11/28	97-103	-6	Golden State	L	5-9	Theus-30	Carroll-23	10,333
15	11/30	109-113	-4	Atlanta	L	5-10	Theus-28	Wilkins-27	10,333
16	12/2	124-127	-3	Dallas	L	5-11	Thorpe-30	Aguirre-32	10,333
17	12/4	102-106	-4	Portland	L	5-12	Johnson-22	Drexler-31	10,333
18	12/6	111-114	-3	Utah	L	5-13	Thompson-26	Tripucka/Griffith-20	10,333
19	12/9	120-107	+13	@New Jersey	W	6-13	Theus-33	Woolridge/Washington-27	7521
20	12/10	101-108	-7	@Detroit	L	6-14	Thorpe-23	Dantley-33	10,344
21	12/12	120-130	-10	@Atlanta	L	6-15	Johnson-28	Wilkins-28	11,808
22	12/13	106-119	-13	@Houston	L	6-16	Theus-26	Olajuwon-28	16,016
23	12/16	119-120	-1	Denver	L	6-17	Smith-31	English-45	10,333
24	12/18	117-113	+4	@LA Clippers	W	7-17	Theus-26	Woodson-28	6825
25	12/20	122-114	+8	Phoenix	W	8-17	Smith-27	Davis-28	10,333
26	12/23	117-127*	-10	LA Lakers	L	8-18	Theus/Thompson-20	Johnson-46	10,333
27	12/27	95-99	-4	Philadelphia	L	8-19	Thorpe-26	Robinson-23	10,333
28	12/29	102-119	-17	Boston	L	8-20	Kleine-17	Bird-27	10,333
29	1/2	109-115	-6	@Golden State	L	8-21	Theus-30	Carroll-35	11,726
30	1/4	111-128	-17	@Portland	L	8-22	Smith-25	Drexler-26	12,666
31	1/6	112-104	+8	Denver	W	9-22	Thorpe-27	English-30	10,333
32	1/9	99-109	-10	@Boston	L	9-23	Steppe-22	Parish-28	14,890
33	1/10	115-119	-4	@New York	L	9-24	Thorpe-25	Ewing-34	12,423
34	1/12	109-113	-4	@Washington	L	9-25	Thorpe-26	M. Malone-41	6215
35	1/13	89-113	-24	@Milwaukee	L	9-26	Thompson-19	Cummings-23	10,765
36	1/15	120-118	+2	Portland	W	10-26	Theus/Thorpe-29	Vandeweghe-37	10,333
37	1/17	125-115	+10	Seattle	W	11-26	Theus-29	McDaniel-37	10,333
38	1/20	123-114	+9	Golden State	W	12-26	Theus-31	Floyd-24	10,333
39	1/23	89-109	-20	@Portland	L	12-27	Thorpe/Tyler-12	Carr-20	12,666
40	1/24	138-113	+25	Detroit	W	13-27	Johnson-27	Dumars-24	10,333
41	1/27	118-115	+3	New Jersey	W	14-27	Thorpe-21	Woolridge-22	10,333
42	1/29	107-113	-6	San Antonio	L	14-28	Smith-21	Berry-24	10,333
43	1/31	113-142	-29	@Denver	L	14-29	Johnson-23	English-33	11,354
44	2/1	113-121	-8	Utah	L	14-30	Johnson-29	Green-24	10,333
45	2/3	95-101	-6	@Utah	L	14-31	Theus-26	Bailey-25	11,826
46	2/4	92-128	-36	@LA Lakers	L	14-32	Theus-25	Scott-21	14,729
47	2/10	98-114	-16	LA Lakers	L	14-33	Thorpe-27	Scott-30	10,333
48	2/12	129-125	+4	Dallas	W	15-33	Theus-24	Aguirre-40	10,333
49	2/14	136-111	+25	Washington	W	16-33	Smith-21	Cook-21	10,333
50	2/16	124-120*	+4	@Chicago	W	17-33	Thorpe-29	Jordan-43	13,771
51	2/18	119-129	-10	@Cleveland	L	17-34	Theus/Johnson-27	Daughtery-33	6231
52	2/20	91-123	-32	@Philadelphia	L	17-35	Theus-22	Toney-32	15,344
53	2/22	101-103	-2	@Indiana	L	17-36	Theus-32	Tisdale-35	14,460
54	2/24	112-106	+6	@San Antonio	W	18-36	Johnson-31	Mitchell-25	7306
55	2/25	101-108	-7	@Dallas	L	18-37	Theus-28	Blackman-35	17,007
56	2/28	106-111	+5	@LA Clippers	L	18-38	Thorpe-26	Benjamin-20	8575
57	3/2	117-114	+3	@Denver	W	19-38	Johnson/Thorpe-24	English-26	8144
58	3/4	102-108*	-6	Houston	L	19-39	Thorpe-30	Petersen-28	10,333
59	3/6	119-130	-11	@San Antonio	L	19-40	Johnson-38	Mitchell/Robertson-27	5606
60	3/7	102-105	-3	@Phoenix	L	19-41	Thorpe-26	Davis-36	12,037
61	3/10	114-125	-11	@Golden State	L	19-42	Theus-30	Carroll-31	10,816
62	3/12	109-113	-4	Utah	L	19-43	Johnson-36	Malone-37	10,333
63	3/14	116-123	-7	@Utah	L	19-44	Theus-29	Malone-29	12,212
64	3/15	107-106	+1	Seattle	W	20-44	Thorpe-22	Elis-40	10,333
65	3/17	106-108	-2	San Antonio	L	20-45	Thorpe-27	Robertson-30	10,333
66	3/19	104-105	-1	Dallas	L	20-46	Theus-18	Aguirre-28	10,333
67	3/21	97-112	-15	Chicago	L	20-47	Johnson-29	Jordan-40	10,333
68	3/22	121-129	-8	@LA Lakers	L	20-48	Theus-33	Johnson-33	17,505
69	3/24	128-116	+12	Portland	W	21-48	Johnson-26	Drexler-32	10,333
70	3/26	124-115	+9	Phoenix	W	22-48	Thorpe-24	W. Davis-26	10,333
71	3/28	113-91	+22	LA Clippers	W	23-48	Johnson-20	Woodson-25	10,333
72	3/31	129-132	-3	@Seattle	L	23-49	Thorpe-34	Chambers-36	6095
73	4/2	125-115	+10	@LA Clippers	W	24-49	Theus-32	Woodson-29	6719
74	4/4	120-108	+12	Houston	W	25-49	Thorpe-28	Reid-22	10,333
75	4/6	110-104	+6	@Utah	W	26-49	Thorpe-24	Tripucka-19	12,212
76	4/8	111-110	+1	@San Antonio	W	27-49	Johnson/Theus-24	Berry/Greenwood-20	5276
77	4/9	102-112	-10	@Houston	L	27-50	Thrope-30	Reid-26	16,279
78	4/11	118-124*	-6	Golden State	L	27-51	Theus-25	Carroll-31	10,333
79	4/13	123-118	+5	San Antonio	W	28-51	Theus-28	Berry/Greenwood-27	10,333
80	4/14	123-132	-9	@Phoenix	L	28-52	Johnson-32	Nance-35	11,369
81	4/16	123-117	+6	Denver	W	29-52	Thorpe-28	English-30	10,333
82	4/18	121-125	-4	@Dallas	L	29-53	Johnson-30	Aguirre-24	17,007

* = OT

BACK TO TABLE OF CONTENTS



Front row — from left to right, Harold Pressley, Otis Thorpe, Joe Kleine, Joe Arlauckas, Ed Pinckney, Reggie Theus. **Back row — from left to right,** Assistant Coach Phil Johnson, Michael Jackson, Conner Henry, Terry Tyler, Derek Smith, Kenny Smith, Head Coach Jerry Reynolds, Trainer Bill Jones.

FINAL STATISTICS

PLAYER	G.	MIN.	FGM	FGA	PCT.	FTM	FTA	PCT.	OFF.	DEF.	TOT.	AST.	PF	DQ	STL.	TO	BLK.	PTS.	AVG.
Reggie Theus	73	2653	619	1318	.470	320	385	.831	72	160	232	463	173	0	59	234	16	1574	21.6
Otis Thorpe	82	3072	622	1226	.507	460	609	.755	279	558	837	266	264	3	62	228	56	1704	20.8
Kenny Smith	61	2170	331	694	.477	167	204	.819	40	98	138	434	140	1	92	184	8	841	13.8
Mike McGee (Tot)	48	1003	223	530	.421	76	102	.745	55	73	128	71	81	0	52	65	6	575	12.0
Mike McGee (Sac)	37	886	201	478	.421	74	96	.771	51	61	112	58	75	0	47	58	6	524	14.2
Derek Smith	35	899	174	364	.478	87	113	.770	35	68	103	89	108	2	21	48	17	443	12.7
Joe Kleine	82	1999	324	686	.472	153	188	.814	179	400	579	93	228	1	28	107	59	801	9.8
Harold Pressley	80	2029	318	702	.453	103	130	.792	139	230	369	185	211	4	84	135	55	775	9.7
Franklin Edwards	16	414	54	115	.470	24	32	.750	4	15	19	92	10	0	10	47	1	132	8.3
LaSalle Thompson	69	1257	215	456	.471	118	164	.720	138	289	427	68	217	1	54	109	73	550	8.0
Conner Henry (Tot)	39	433	62	150	.413	39	47	.830	13	36	49	67	37	0	12	39	5	183	4.7
Conner Henry (Sac)	15	207	38	81	.469	26	30	.867	6	14	20	26	15	0	7	16	3	117	7.8
Ed Pinckney	79	1177	179	343	.522	133	178	.747	94	136	230	66	118	0	39	77	32	491	6.2
Terry Tyler	74	1185	184	407	.452	41	64	.641	87	155	242	56	85	0	43	43	47	410	5.5
Jawann Oldham	54	946	119	250	.476	59	87	.678	82	222	304	33	143	2	12	62	110	297	5.5
Joe Arlauckas	9	85	14	43	.326	6	8	.750	6	7	13	8	16	0	3	4	4	34	3.8
Michael Jackson	58	760	64	171	.374	23	32	.719	17	42	59	179	81	0	20	58	5	157	2.7
M. Nessley (Tot)	44	336	20	52	.385	8	18	.444	23	59	82	16	89	1	8	23	12	48	1.1
M. Nessley (Sac)	9	41	2	3	.667	1	4	.250	3	6	9	0	11	0	1	2	1	5	0.6
Kings	82	19780	3458	7337	.471	1795	2324	.772	1232	2461	3693	2116	1895	14	582	1457	493	8855	108.0
Opponents	82	19780	3718	7465	.498	1771	2326	.761	1153	2424	3577	2176	1951	20	784	1195	533	9327	113.7

3-Pt. FG: Sacramento Kings 144-450 (.320); Henry 15-31 (.484); Thompson 2-5 (.400); D. Smith 8-23 (.348); McGee 48-141 (.340); Pressley 36-110 (.327); K. Smith 12-39 (.308); Theus 16-59 (.271); Jackson 6-25 (.240); Tyler 1-7 (.143); Thorpe 0-6; Edwards 0-2. Opponents 120-370 (.324).

TEAM NOTES

- In his Sacramento coaching debut (Nov. 6, 1987), Bill Russell guided the Kings to a 134-106 victory over the Golden State Warriors at ARCO Arena.
- On February 29, 1988, Assistant Coach Willis Reed resigned from his post with the Kings to accept the head coaching duties with the New Jersey Nets.
- Managing General Partner Gregg Lukenbill announced a reorganization of the Kings basketball staff on March 7, 1988. Head Coach Bill Russell, with a 17-41 record, was named vice president of basketball operations, Assistant Coach Jerry Reynolds was named head coach, and General Manager Joe Axelson was named vice president of business operations. Reynolds immediately chose former Kings coach Phil Johnson as his assistant. That evening, the Kings defeated the Denver Nuggets, 116-114, in overtime at ARCO Arena.
- Guard Kenny Smith earned All-Rookie honors after averaging 13.8 ppg, 2.3 rpg, and a team-leading 7.1 apg.
- In a Draft Day trade (June 28, 1988), the Kings acquired Atlanta's 1988 first-round draft choice (#18 overall) and guard Randy Wittman in exchange for guard Reggie Theus and the Kings' 1988 third-round choice. With the No. 18 pick, the Kings selected San Jose State guard Ricky Berry.

G	DATE	SCORE	+/-	OPPONENT	W/L	REC	KINGS HI. SCORER	OPPONENT HI. SCORER	ATT
1	11/6	134-106	+28	Golden State	W	1-0	Thorpe-31	Floyd-29	10,333
2	11/7	100-121	-21	@Utah	L	1-1	Theus-28	Malone-22	12,212
3	11/10	134-123	+11	Denver	W	2-1	Theus-34	English-29	10,333
4	11/12	114-116	-2	Houston	L	2-2	Theus-34	Free-37	10,333
5	11/14	109-130	-21	@Denver	L	2-3	Thorpe/Arlauckas-17	English-29	11,007
6	11/17	111-126	-15	Indiana	L	2-4	Thorpe-29	Tisdale-23	10,333
7	11/19	113-117*	-4	Milwaukee	L	2-5	Thorpe-33	Cummings-34	10,333
8	11/21	96-103	-7	Dallas	L	2-6	K. Smith-25	Harper-27	10,333
9	11/24	94-98	-4	@Portland	L	2-7	Thorpe-21	Drexler-32	12,666
10	11/26	110-102	+8	New Jersey	W	3-7	Theus-25	Birdsong-26	10,333
11	11/28	115-114*	+1	Philadelphia	W	4-7	Thorpe-27	Barkley-37	10,333
12	12/1	120-125*	-5	LA Lakers	L	4-8	Thorpe-31	Abdul-Jabbar-27	10,333
13	12/2	120-147	-27	@Denver	L	4-9	Theus-35	Rasmussen-22	7779
14	12/4	84-98	-14	@LA Clippers	L	4-10	Thorpe-18	Benjamin/Dailey-19	3205
15	12/5	117-126	-9	Utah	L	4-11	Theus-33	Bailey-25	10,333
16	12/8	97-106	-9	@Houston	L	4-12	Theus-25	Olajuwon-26	16,611
17	12/9	98-125	-27	@Dallas	L	4-13	Thorpe-18	Aguirre-28	16,393
18	12/11	113-115	-2	Cleveland	L	4-14	Thorpe-30	Daughery-27	10,333
19	12/13	100-106	-6	Atlanta	L	4-15	Theus-35	Wilkins-28	10,333
20	12/15	128-108	+20	LA Clippers	W	5-15	Thorpe-31	Dailey-20	10,333
21	12/17	109-114	-5	@Seattle	L	5-16	Thorpe/McGee-21	Chambers-42	10,238
22	12/20	109-120	-11	Phoenix	L	5-17	K. Smith-27	Nance-45	10,333
23	12/22	120-96	+24	San Antonio	W	6-17	McGee-30	Robertson-29	10,333
24	12/23	103-117	-14	@LA Lakers	L	6-18	Theus/McGee-17	Johnson-26	17,505
25	12/26	112-110	+2	@Phoenix	W	7-18	Thorpe-28	Nance-27	10,328
26	12/27	102-114	-12	Boston	L	7-19	Thorpe-30	Bird-35	10,333
27	12/29	117-126	-9	@Dallas	L	7-20	Thorpe-25	Aguirre-31	17,007
28	12/30	108-140	-32	@San Antonio	L	7-21	Thmpsn/Pinckney-16	Dawkins-25	7294
29	1/2	107-105	+2	Utah	W	8-21	Theus-36	Malone-26	10,333
30	1/7	119-124	-5	San Antonio	L	8-22	Theus-24	Dawkins-30	10,333
31	1/8	91-98	-7	@Portland	L	8-23	McGee-27	Drexler-35	12,666
32	1/10	109-108	+1	Seattle	W	9-23	Theus-25	Ellis-30	10,333
33	1/14	87-90	-3	@New Jersey	L	9-24	Theus-20	Williams-21	7940
34	1/15	86-122	-36	@Boston	L	9-25	K. Smith-16	Ainge-29	14,890
35	1/17	113-130	-17	@Washington	L	9-26	Thorpe-33	King-28	3863
36	1/19	107-104	+3	Houston	W	10-26	McGee-28	Olajuwon-23	10,333
37	1/23	97-94	+3	New York	W	11-26	Theus-22	Walker-16	10,333
38	1/26	100-116	-16	Seattle	L	11-27	Thorpe-31	Ellis-42	10,333
39	1/28	94-115	-21	LA Lakers	L	11-28	Thorpe-23	Worthy-26	10,333
40	1/30	126-120	+6	@Phoenix	W	12-28	Thorpe-24	Davis-22	14,471
41	2/1	97-95	+2	Chicago	W	13-28	Theus-28	Jordan-37	10,333
42	2/3	91-123	-32	@Utah	L	13-29	Theus-21	Malone-25	12,212
43	2/4	118-101	+17	Dallas	W	14-29	Theus-23	Aguirre-35	10,333
44	2/9	99-117	-18	@Golden State	L	14-30	Thorpe-24	Sampson-34	11,358
45	2/11	123-113	+10	Portland	W	15-30	Thorpe-25	Drexler-28	10,333
46	2/13	114-116	-2	Phoenix	L	15-31	Thorpe-29	Johnson-25	10,333
47	2/15	95-104	-9	@Cleveland	L	15-32	Theus-29	Daugherty-30	13,342
48	2/16	118-115	+3	@Atlanta	W	16-32	K. Smith-24	Wilkins-51	9162
49	2/18	104-108	-4	@New York	L	16-33	Thorpe-30	Wilkins-39	11,702
50	2/19	90-111	-21	@Chicago	L	16-34	Kleine-15	Jordan-49	17,822
51	2/21	112-130	-18	@Indiana	L	16-35	McGee-27	Tisdale-26	13,201
52	2/23	105-121	-16	Detroit	L	16-36	McGee-29	Thomas-26	10,333
53	2/25	110-129	-19	Washington	L	16-37	D. Smith-16	J. Malone-35	10,333
54	2/26	130-133	-3	@Seattle	L	16-38	D. Smith/Thorpe-27	Ellis-37	11,632
55	2/29	110-115	-5	Utah	L	16-39	Theus-22	Malone-41	10,333
56	3/2	90-115	-25	@Dallas	L	16-40	McGee-17	Aguirre/Tarpley-18	17,007
57	3/4	134-132	+2	@San Antonio	W	17-40	Theus-30	Mitchell-28	6347
58	3/5	94-105	-11	@Houston	L	17-41	Thorpe-26	Olajuwon-24	16,611
59	3/7	116-114*	+2	Denver	W	18-41	Theus-33	Lever/Vincent-23	10,333
60	3/9	97-106	-9	Seattle	L	18-42	Thorpe-27	Ellis-24	10,333
61	3/11	118-124	-6	@Philadelphia	L	18-43	Thorpe-31	Barkley-34	8644
62	3/14	97-109	-12	@Detroit	L	18-44	D. Smith/Theus-20	Dantley-19	16,909
63	3/15	97-108	-11	@Milwaukee	L	18-45	D. Smith-26	Breuer/Pressey-17	11,052
64	3/19	121-104	+17	Houston	W	19-45	D. Smith-26	Olajuwon-29	10,333
65	3/20	112-116	-4	@LA Clippers	L	19-46	D. Smith-26	Woodson-36	4920
66	3/23	118-126	-8	@Golden State	L	19-47	D. Smith-30	Mullin-29	9391
67	3/24	97-117	-20	@Utah	L	19-48	K. Smith-22	Bailey-38	12,064
68	3/26	114-92	+22	LA Lakers	W	20-48	K. Smith-30	Scott-26	10,333
69	3/29	103-107	-4	Denver	L	20-49	Smith/Thrpe/Prsly-19	English-30	10,333
70	3/31	111-121	-10	@Denver	L	20-50	Thorpe-22	English-27	14,518
71	4/2	103-105	-2	LA Clippers	L	20-51	Kleine-23	Benjamin-30	10,333
72	4/3	104-108	-4	@LA Lakers	L	20-52	Pinckney-24	Worthy-24	17,505
73	4/6	115-109	+6	San Antonio	W	21-52	Pressley-29	Robertson-23	10,333
74	4/9	92-95	-3	@Phoenix	L	21-53	Theus-31	Gilliam/K. Johnson-16	10,575
75	4/10	121-115	+7	Golden State	W	22-53	Pressley-31	O. Smith-29	10,333
76	4/12	96-104	-8	Dallas	L	22-54	Theus-25	Blackman-32	10,333
77	4/14	105-123	-18	@Houston	L	22-55	Thorpe-20	Olajuwon-20	16,611
78	4/15	112-116	-4	@San Antonio	L	22-56	Pressley-25	Sundvold-25	5049
79	4/17	102-112	-10	@Portland	L	22-57	Thorpe-25	Drexler-27	12,666
80	4/19	120-105	+15	LA Clippers	W	23-57	Theus-33	White-20	10,333
81	4/22	117-109	+8	@Golden State	W	24-57	Theus-24	Mullin-24	10,577
82	4/23	110-124	-14	Portland	L	24-58	Thorpe-35	Drexler-33	10,333

* = OT

BACK TO TABLE OF CONTENTS



Front row — from left to right, Randy Allen, Wayman Tisdale, Jim Petersen, Brad Lohaus, Ben Gillery, Ricky Berry, Rodney McCray. **Back row — from left to right,** Head Coach Jerry Reynolds, Vice President of Basketball Operations Bill Russell, Kenny Smith, Danny Ainge, Harold Pressley, Vinny Del Negro, Michael Jackson, Assistant Coach Herman Kull, Trainer Bill Jones.

FINAL STATISTICS

PLAYER	G.	MIN.	FGM	FGA	PCT.	FTM	FTA	PCT.	OFF.	DEF.	TOT.	AST.	PF	DQ	STL.	TO	BLK.	PTS.	AVG.
Danny Ainge (Tot)	73	2377	480	1051	.457	205	240	.854	71	184	255	402	186	1	93	145	8	1281	17.5
Danny Ainge (Sac)	28	1028	209	462	.452	91	112	.813	34	67	101	187	78	1	41	63	7	567	20.3
W. Tisdale (Tot)	79	2434	532	1036	.514	317	410	.773	187	422	609	128	290	7	55	172	52	1381	17.5
W. Tisdale (Sac)	31	1108	247	472	.523	119	160	.744	88	211	299	53	109	2	20	65	20	613	19.8
Kenny Smith	81	3145	547	1183	.462	263	357	.737	49	177	226	621	173	0	102	249	7	1403	17.3
LaSalle Thompson*	43	1276	247	536	.461	152	188	.809	120	272	392	44	153	6	46	117	55	646	15.0
Rodney McCray	68	2435	340	729	.466	169	234	.722	143	371	514	293	121	0	57	168	36	854	12.6
Harold Pressley	80	2257	383	873	.439	96	123	.780	216	269	485	174	215	1	93	124	76	981	12.3
Ed Pinckney*	51	1334	224	446	.502	177	221	.801	106	195	301	74	125	1	54	81	43	625	12.3
Ricky Berry	64	1406	255	567	.450	131	166	.789	57	140	197	80	197	4	37	82	22	706	11.0
Jim Petersen	66	1633	278	606	.459	115	154	.747	121	292	413	81	236	8	47	147	68	671	10.2
Derek Smith	29	600	111	276	.402	64	95	.674	30	51	81	60	64	1	19	44	8	289	10.0
Vinny Del Negro	80	1556	239	503	.475	85	100	.850	48	123	171	206	160	2	65	77	14	569	7.1
Joe Kleine*	47	913	116	303	.383	81	88	.920	75	166	241	35	126	2	18	67	18	313	6.7
Brad Lohaus (Tot)	77	1214	210	486	.432	81	103	.786	84	172	256	66	161	1	30	77	56	502	6.5
Brad Lohaus (Sac)	29	476	93	216	.431	46	57	.807	37	77	114	17	60	0	9	28	30	233	8.0
Randy Wittman*	31	416	50	117	.427	16	22	.727	6	20	26	32	12	0	10	12	0	118	3.8
Randy Allen	7	43	8	19	.421	1	2	.500	3	4	7	0	7	0	1	2	1	17	2.4
Michael Jackson	14	70	9	24	.375	1	2	.500	1	3	4	11	12	0	3	4	0	21	1.5
Ben Gillery	24	84	6	19	.316	13	23	.565	7	16	23	2	29	0	2	5	4	25	1.0
Kings	82	19780	3362	7351	.457	1620	2104	.770	1141	2454	3595	1970	1877	28	624	1370	409	8651	105.5
Opponents	82	19780	3589	7420	.484	1747	2301	.759	1171	2604	3775	2107	1821	22	759	1284	442	9106	111.0

3-Pt. FG: Sacramento Kings 307-824 (.373); *Wittman 2-4 (.500); Berry 65-160 (.406); Pressley 119-295 (.403); Ainge 58-150 (.387); K. Smith 46-128 (.359); Jackson 2-6 (.333); Del Negro 6-20 (.300); McCray 5-22 (.227); D. Smith 3-15 (.200); Lohaus 1-7 (.143); Petersen 0-8; *Pinckney 0-6; Tisdale 0-4; Allen 0-1; *Kleine 0-1; *Thompson 0-1. Opponents 181-573 (.316).

* Did not finish season with team

TEAM NOTES

- On November 8, 1988, the long awaited debut of ARCO Arena II became a reality when the Kings hosted the Seattle SuperSonics, losing 97-75 before a sold-out crowd of 16,517. NBA Commissioner David Stern participated in the dedication cermony.
- Midway through the fourth quarter of the Kings-Trail Blazers contest on December 27, 1988, Head Coach Jerry Reynolds collapsed on the sidelines. He lay unconscious for several minutes before doctors revived him and immediately transported him to Sutter Memorial Hospital for further observation. Doctors dismissed cardiac problems, diagnosing the cause of the fainting and dizziness due to a sudden postural change. Reynolds missed the following night's game in Utah, but returned to practice two days later.
- On February 20, 1989, the Kings acquired Indiana forward Wayman Tisdale and the Pacers' 1990 second-round draft choice in exchange for forward LaSalle Thompson and guard Randy Wittman.
- On May 21, 1989, Sacramento won the NBA Lottery's grand prize by receiving the first overall pick in the 1989 NBA Draft. Approximately one month later (June 27), the Kings selected 6-10 Louisville center Pervis Ellison with the No. 1 choice.

G	DATE	SCORE	+/-	OPPONENT	W/L	REC	KINGS HI. SCORER	OPPONENT HI. SCORER	ATT
1	11/5	103-121	-18	@Portland	L	0-1	K. Smith-22	Drexler-27	12,812
2	11/8	75-97	-22	Seattle	L	0-2	Thompson-16	Ellis-28	16,517
3	11/9	81-105	-24	@Utah	L	0-3	K. Smith-22	Malone-35	11,741
4	11/12	71-111	-40	@Dallas	L	0-4	Pinckney-15	Aguirre-22	17,007
5	11/13	127-129	-2	@Houston	L	0-5	McCray-29	Olajuwon-34	16,611
6	11/15	89-119	-30	Phoenix	L	0-6	K. Smith-23	E. Johnson-27	16,517
7	11/16	101-112	-11	@LA Clippers	L	0-7	D. Smith-27	Benjamin-25	8986
8	11/19	107-96	+11	Indiana	W	1-7	Pinckney-26	Person-22	16,517
9	11/22	98-114	-16	Chicago	L	1-8	Thompson-18	Jordan-32	16,517
10	11/26	97-98	-1	New Jersey	L	1-9	Thompson-22	McGee-29	16,517
11	11/29	123-95	+28	LA Clippers	W	2-9	Thompson-18	Williams-19	16,517
12	12/1	126-133*	-7	Denver	L	2-10	McCray-20	English-34	16,517
13	12/3	73-107	-34	Utah	L	2-11	McCray-14	Malone-26	16,517
14	12/6	113-123	-10	@Atlanta	L	2-12	Thompson-25	Wilkins-26	11,070
15	12/7	96-94	+2	@Miami	W	3-12	D. Smith-21	Sundvold-15	15,008
16	12/9	105-112	-7	@Indiana	L	3-13	K. Smith-33	Person/Williams-25	8210
17	12/10	111-124	-13	@New York	L	3-14	Kleine-19	Jackson/Ewing-26	14,820
18	12/13	108-89	+19	San Antonio	W	4-14	Pressley-26	Dawkins-21	16,517
19	12/15	94-90	+4	Miami	W	5-14	K. Smith-19	Sparrow-24	16,517
20	12/17	111-141	-30	@Seattle	L	5-15	Pressley-21	Ellis-27	9146
21	12/20	104-105	-1	@Houston	L	5-16	K. Smith-22	Olajuwon-20	16,611
22	12/21	107-125	-18	@San Antonio	L	5-17	Pressley-26	G. Anderson-17	8879
23	12/23	102-120	-18	@LA Lakers	L	5-18	K. Smith-20	Scott-27	17,505
24	12/27	112-111	+1	Portland	W	6-18	K. Smith-25	Drexler-27	16,517
25	12/28	80-96	-16	@Utah	L	6-19	Berry/Del Negro-15	Malone-21	12,444
26	1/3	123-96	+27	Dallas	W	7-19	Petersen-25	Blackman-20	16,517
27	1/5	106-120	-14	@Seattle	L	7-20	Petersen-23	Ellis-49	8299
28	1/6	142-147**	-5	@Portland	L	7-21	Thompson-31	Drexler-50	12,848
29	1/10	106-97	+9	LA Lakers	W	8-21	Thompson-23	Worthy/Johnson-22	16,517
30	1/11	106-104	+2	@LA Clippers	W	9-21	Smith-23	Dailey-26	8892
31	1/13	90-111	-21	@Phoenix	L	9-22	McCray-20	E. Johnson-32	13,420
32	1/14	93-102	-9	Seattle	L	9-23	McCray-19	Ellis-31	16,517
33	1/16	110-116	-6	@Denver	L	9-24	Pressley-17	English-29	13,672
34	1/17	123-109	+14	Houston	W	10-24	Pressley-24	Floyd-23	16,517
35	1/19	112-106	+6	New York	W	11-24	K. Smith-23	Ewing-38	16,517
36	1/21	111-136	-25	Golden State	L	11-25	McCray/Del Negro-17	Richmond-25	16,517
37	1/24	110-114	-4	Milwaukee	L	11-26	K. Smith-19	Cummings-31	16,517
38	1/26	112-109	+3	@New Jersey	W	12-26	K. Smith-24	B. Williams-21	8187
39	1/27	116-128	-12	@Boston	L	12-27	Berry-28	Parish-26	14,890
40	1/29	97-122	-25	@Detroit	L	12-28	K. Smith-21	Rodman-24	21,454
41	1/31	104-117	-13	@Milwaukee	L	12-29	Pinckney-21	Humphries-23	15,021
42	2/2	98-109	-11	@Chicago	L	12-30	Berry/K. Smith-18	Jordan-40	17,346
43	2/3	94-110	-16	@Cleveland	L	12-31	Berry-24	Harper-28	18,049
44	2/5	98-102	-4	@Miami	L	12-32	K. Smith-20	Cummings-24	15,008
45	2/7	114-99	+15	San Antonio	W	13-32	Berry-23	W. Anderson-26	16,517
46	2/9	142-117	+25	Golden State	W	14-32	Berry-34	L. Smith-18	16,517
47	2/14	99-107	-8	Washington	L	14-33	K. Smith-29	Catledge-19	16,517
48	2/16	84-95	-11	Detroit	L	14-34	Pinckney-16	John/Laimb/Dumars-20	16,517
49	2/18	101-120	-19	Phoenix	L	14-35	Del Negro-21	Chambers-28	16,517
50	2/20	97-100	-3	LA Lakers	L	14-36	Berry/Smith-15	Scott-33	16,517
51	2/22	91-99	-8	Boston	L	14-37	Pressley-19	McHale-25	16,517
52	2/24	103-115	-12	@LA Lakers	L	14-38	K. Smith-30	Scott-31	17,505
53	2/25	97-94	+3	@Seattle	W	15-38	K. Smith-24	McDaniel-26	11,780
54	2/27	107-116	-9	Seattle	L	15-39	Ainge-22	Ellis/McKey-27	16,517
55	3/1	111-114	-3	Philadelphia	L	15-40	K. Smith/Tisdale-25	Barkley-30	16,517
56	3/2	90-110	-20	@Phoenix	L	15-41	K. Smith/Tisdale-19	Chambers-32	10,369
57	3/4	143-155	-12	@Golden State	L	15-42	Ainge-45	Richmond-47	15,025
58	3/5	110-96	+14	Golden State	W	16-42	K. Smith-28	Richaond-26	16,517
59	3/7	95-105	-10	Cleveland	L	16-43	Ainge-19	Williams-24	16,517
60	3/9	96-106	-10	@Philadelphia	L	16-44	Tisdale-26	Barkley-25	14,134
61	3/10	97-114	-17	@Washington	L	16-45	Tisdale-27	J. Williams/Eackles-16	10,129
62	3/12	114-105	+9	@Charlotte	W	17-45	Tisdale-28	Chapman-37	23,388
63	3/14	95-90	+5	Houston	W	18-45	Ainge-29	Olajuwon-40	16,517
64	3/16	103-119	-16	Atlanta	L	18-46	Ainge-36	Wilkins-27	16,517
65	3/18	100-90	+10	Dallas	W	19-46	K. Smith-23	Dantley-30	16,517
66	3/20	110-117	-7	Charlotte	L	19-47	Tisdale-34	Chapman-25	16,517
67	3/23	92-115	-23	LA Lakers	L	19-48	K. Smith-21	Johnson-25	16,517
68	3/25	106-105	+1	Portland	W	20-48	Ainge-21	Porter-25	16,517
69	3/29	108-114	-6	@LA Clippers	L	20-49	Ainge-26	Dailey-29	8678
70	3/30	135-123	+12	Phoenix	W	21-49	Lohaus-29	Chambers-35	16,517
71	4/1	117-97	+20	Utah	W	22-49	Berry-33	Malone-27	16,517
72	4/4	124-128	-4	@Denver	L	22-50	Ainge/Pressley-24	Adams-25	10,785
73	4/6	116-122	-6	@San Antonio	L	22-51	Tisdale-23	Maxwell-28	10,850
74	4/7	102-115	-13	@Dallas	L	22-52	Berry-23	Harper-34	16,723
75	4/10	108-69	+39	Miami	W	23-52	K. Smith-23	Seikaly-18	16,517
76	4/13	121-112	+9	Denver	W	24-52	Berry-25	English-31	16,517
77	4/15	114-110	+4	@Golden State	W	25-52	Ainge-27	Richmond-28	15,025
78	4/17	85-140	-55	@Phoenix	L	25-53	Tisdale-14	E. Johnson-24	14,471
79	4/18	120-118	+2	Portland	W	26-53	Ainge-32	Drexler-34	16,517
80	4/20	115-118	-3	@LA Lakers	L	26-54	Tisdale-22	Worthy-38	17,505
81	4/22	104-89	+15	LA Clippers	W	27-54	Tisdale-27	C. Smith-22	16,517
82	4/23	120-126*	-6	@Portland	L	27-55	Tisdale-31	Drexler-40	12,880

* = OT

BACK TO TABLE OF CONTENTS



Front row — from left to right, Pervis Ellison, Wayman Tisdale, Danny Ainge, Ralph Sampson, Antoine Carr, Greg Kite. **Back row — from left to right,** Head Coach Dick Motta, Director of Player Personnel Jerry Reynolds, Michael Jackson, Randy Allen, Harold Pressley, Henry Turner, Rodney McCray, Vinny Del Negro, Sedric Toney, Assistant Coach Herman Kull, Trainer Bill Jones.

FINAL STATISTICS

PLAYER	G.	MIN.	FGM	FGA	PCT.	FTM	FTA	PCT.	OFF.	DEF.	TOT.	AST.	PF	DQ	STL.	TO	BLK.	PTS.	AVG.
Wayman Tisdale	79	2937	726	1383	.525	306	391	.783	185	410	595	108	251	3	54	153	54	1758	22.3
Antoine Carr (Tot)	77	1727	356	721	.494	237	298	.795	115	207	322	119	247	6	30	125	68	949	12.3
Antoine Carr (Sac)	33	924	228	473	.482	158	196	.806	65	108	173	66	119	2	15	71	34	614	18.6
Danny Ainge	75	2727	506	1154	.438	222	267	.831	69	257	326	453	238	2	113	185	18	1342	17.9
Rodney McCray	82	3238	537	1043	.515	273	348	.784	192	477	669	377	176	0	60	174	70	1358	16.6
Kenny Smith*	46	1747	280	607	.461	106	131	.809	11	109	120	303	98	0	57	122	7	688	15.0
Vinny Del Negro	76	1858	297	643	.462	135	155	.871	39	159	198	250	182	2	64	111	10	739	9.7
Harold Pressley	72	1603	240	566	.424	110	141	.780	94	215	309	149	148	0	58	88	36	636	8.8
Pervis Ellison	34	866	111	251	.442	49	78	.628	64	132	196	65	132	4	16	62	57	271	8.0
Sedric Toney (Tot)	64	968	87	250	.348	67	83	.807	14	46	60	174	106	1	33	73	0	264	4.1
Sedric Toney (Sac)	32	682	57	178	.320	46	58	.793	11	35	46	122	71	1	23	52	0	176	5.5
Henry Turner	36	315	58	122	.475	40	65	.615	22	28	50	22	40	0	17	26	7	156	4.3
Ralph Sampson	26	417	48	129	.372	12	23	.522	11	73	84	28	66	1	14	34	22	109	4.2
Randy Allen	63	746	106	239	.444	23	43	.535	49	89	138	23	102	0	16	28	19	235	3.7
Greg Kite	71	1515	101	234	.432	27	54	.500	131	246	377	76	201	2	31	76	51	230	3.2
Mike Williams*	16	88	6	14	.429	3	6	.500	5	17	22	2	28	0	3	3	7	15	0.9
Michael Jackson	17	58	3	11	.273	3	6	.500	2	5	7	8	3	0	5	4	0	10	0.6
Greg Stokes*	11	34	1	9	.111	2	2	1.000	2	3	5	0	8	0	0	3	0	4	0.4
Kings	82	19755	3305	7056	.468	1515	1964	.771	952	2363	3315	2052	1863	17	546	1239	392	8341	101.7
Opponents	82	19755	3384	7158	.473	1828	2324	.787	1146	2531	3677	2022	1740	14	704	1168	391	8756	106.8

3-Pt. FG: Sacramento Kings 216-649 (.333); Kite 1-1 (1.000); Jackson 1-2 (.500); Ainge 108-289 (.374); *Smith 22-59 (.373); Toney 16-50 (.320); Del Negro 10-32 (.313); Pressley 46-148 (.311); McCray 11-42 (.262); Sampson 1-4 (.250); Allen 0-7; Carr 0-3; Tisdale 0-6; Turner 0-3; Ellison 0-2; *Williams 0-1. Opponents 160-507 (.316).
* Did not finish season with team

TEAM NOTES

- On August 14, 1989, guard Ricky Berry was found dead in his home from a self-inflicted gunshot wound, just months after the conclusion of a rookie campaign in which he averaged 11.0 ppg, 3.1 rpg, and 1.3 apg.
- Managing General Partner Gregg Lukenbill announced a reorganization of the club's management and basketball staff on December 19, 1990. Executive Vice President of Business Operations Rick Benner was named president of the Kings and ARCO Arena. Head Coach Jerry Reynolds assumed the position of director of player personnel and would eventually relinquish his coaching position. Bill Russell was released from his position as vice president of basketball operations.
- On January 4, 1990, NBA veteran Dick Motta, the third-winningest head coach in NBA history, replaced Reynolds as the Kings head coach. Reynolds compiled a 56-114 (.330) record in three stints as Kings head coach.
- Kings guard Kenny Smith finished second to Atlanta's Dominique Wilkins in the Gatorade Slam Dunk contest during NBA All-Star Weekend in Miami. Smith's appearance marked only the second time since the club moved to Sacramento in 1985 a player represented the Kings in the All-Star festivities. (Terry Tyler in '86 slam dunk contest was the first).
- The Kings made NBA history at the 1990 NBA Draft (June 27, 1990), becoming the first team to select four first-round draft choices—LaSalle forward Lionel Simmons (#7 overall), Texas guard Travis Mays (#14 overall), Temple center Duane Causwell (#18 overall) and St. Louis forward Anthony Bonner (#23 overall).

G	DATE	SCORE	+/-	OPPONENT	W/L	REC	KINGS HI. SCORER	OPPONENT HI. SCORER	ATT
1	11/3	96-114	-18	@Portland	L	0-1	McCray-30	Kersey-22	12,884
2	11/4	107-100	+7	Seattle	W	1-1	Tisdale-30	Cage-24	17,014
3	11/7	96-94	+2	Dallas	W	2-1	McCray-24	Blackman-22	17,014
4	11/8	84-102	-18	@Denver	L	2-2	Smith-24	English-21	6933
5	11/10	109-130	-21	@Phoenix	L	2-3	Tisdale-30	Chambers-24	13,590
6	11/14	94-96	-2	Chicago	L	2-4	Smith-22	Jordan-27	17,014
7	11/16	102-121	-19	New York	L	2-5	Tisdale-24	Ewing-32	17,014
8	11/18	107-102	+5	Indiana	W	3-5	McCray-25	Miller-32	17,014
9	11/21	113-115	-2	Orlando	L	3-6	McCray-27	Reynolds-28	17,014
10	11/22	109-133	-24	@Golden State	L	3-7	Tisdale-33	Mullin-37	15,025
11	11/25	112-98	+14	New Jersey	W	4-7	Tisdale-24	Bowie-23	17,014
12	11/28	81-93	-12	Detroit	L	4-8	Ainge-20	Dumars-16	17,014
13	11/30	93-109	-16	LA Lakers	L	4-9	Smith-19	Worthy-22	17,014
14	12/2	84-114	-30	@LA Clippers	L	4-10	McCray-19	Harper-19	10,530
15	12/5	118-103	+15	Milwaukee	W	5-10	Tisdale-34	Pierce-45	17,014
16	12/8	126-121	+5	@Golden State	W	6-10	Tisdale-40	Mullin-30	15,025
17	12/9	101-108	-7	Cleveland	L	6-11	Ainge-25	Price-23	17,014
18	12/12	103-118	-15	Golden State	L	6-12	Tisdale-26	Richmond-27	17,014
19	12/15	112-121	-9	@Denver	L	6-13	McCray/Ainge-24	Davis-35	9112
20	12/17	113-125	-12	Phoenix	L	6-14	Tisdale-25	E. Johnson-37	17,014
21	12/19	112-115	-3	@Atlanta	L	6-15	Tisdale-29	Wilkins-30	10,185
22	12/20	100-103	-3	@San Antonio	L	6-16	Tisdale-36	Cummings/Robinson-26	12,457
23	12/22	92-103	-11	@Houston	L	6-17	Tisdale/McCray-18	Olajuwon-29	15,077
24	12/23	95-102	-7	@Dallas	L	6-18	Ainge-23	Blackman-27	16,127
25	12/26	102-104	-2	@LA Lakers	L	6-19	Tisdale-33	E. Johnson-27	17,505
26	12/27	112-115*	-3	Boston	L	6-20	Ainge-39	Bird-37	17,014
27	12/29	105-95	+10	Philadelphia	W	7-20	Ainge-33	Barkley-28	17,014
28	1/4	98-112	-14	Denver	L	7-21	Tisdale-29	Davis-27	17,014
29	1/6	121-124	-3	Portland	L	7-22	Tisdale-30	Porter-25	17,014
30	1/8	96-108	-12	@Portland	L	7-23	Ainge-24	Duckworth-26	12,884
31	1/9	84-70	+14	Minnesota	W	8-23	McCray-21	Campbell-20	17,014
32	1/11	87-90	-3	Houston	L	8-24	Smith-23	Olajuwon-27	17,014
33	1/12	96-111	-15	@Phoenix	L	8-25	Ainge-16	Chambers-27	14,487
34	1/15	91-111	-20	@LA Lakers	L	8-26	Smith-20	Green/Divac-25	16,844
35	1/16	108-91	+17	Atlanta	W	9-26	Pressley/McCray-21	Wilkins-28	17,014
36	1/20	81-94	-13	Utah	L	9-27	Smith-16	Stockton-27	17,014
37	1/22	136-104	+32	LA Clippers	W	10-27	Smith-24	Norman-35	17,014
38	1/24	129-99	+30	Golden State	W	11-27	Tisdale-24	Higgins/Marciulionis-19	17,014
39	1/26	93-106	-13	@Dallas	L	11-28	McCray-22	Perkins-19	17,007
40	1/27	92-85	+7	@Charlotte	W	12-28	Tisdale-28	Curry-21	23,901
41	1/29	91-109	-18	@Minnesota	L	12-29	Tisdale-26	Campbell-25	17,250
42	1/30	102-109	-7	@Milwaukee	L	12-30	Tisdale-31	Sikma-23	13,682
43	2/1	89-96	-7	@New York	L	12-31	Tisdale-22	Ewing-31	16,621
44	2/2	99-108	-9	@Washington	L	12-32	McCray-26	Malone-40	7983
45	2/4	89-121	-32	@Boston	L	12-33	Smith-18	McHale-21	14,890
46	2/6	90-100	-10	Dallas	L	12-34	Tisdale-18	Black/Harper-20	17,014
47	2/13	106-98	+8	Washington	W	13-34	Ainge-33	Malone-27	17,014
48	2/15	92-101	-9	LA Lakers	L	13-35	Tisdale-23	Worthy-20	17,014
49	2/17	106-110	-4	@Utah	L	13-36	Carr-24	Malone-41	12,616
50	2/19	99-97	+2	@LA Clippers	W	14-36	Ainge-29	Smith-31	10,026
51	2/20	99-90	+9	LA Clippers	W	15-36	Ainge-30	Smith-30	17,014
52	2/22	98-104	-6	Phoenix	L	15-37	Tisdale-26	Hornacek-25	17,014
53	2/23	85-97	-12	@Seattle	L	15-38	Carr-20	McKey-24	13,023
54	2/26	96-105	-9	San Antonio	L	15-39	Ainge-33	Cummings-24	17,014
55	2/28	92-113	-21	@Miami	L	15-40	Carr-20	Edwards-32	15,008
56	3/1	114-100	+14	@Orlando	W	16-40	Tisdale-24	Catledge-27	15,077
57	3/3	104-103	+1	@Charlotte	W	17-40	Tisdale-25	Bogues-22	23,901
58	3/5	111-128	-17	@New Jersey	L	17-41	Tisdale-27	Morris-22	7860
59	3/6	91-101	-10	@Detroit	L	17-42	Tisdale-40	Dumars/Laimbeer-25	21,454
60	3/8	111-102	+9	Charlotte	W	18-42	Tisdale-33	Chapman-38	17,014
61	3/11	116-123	-7	@Golden State	L	18-43	Carr-27	Mullin-32	15,025
62	3/13	121-87	+34	Miami	W	19-43	Tisdale-23	Rice-18	17,014
63	3/15	86-92	-6	Houston	L	19-44	Ainge-32	Johnson-19	17,014
64	3/17	122-109*	+13	Utah	W	20-44	Carr-29	Malone-35	17,014
65	3/19	97-105	-8	@Utah	L	20-45	Tisdale-24	Malone-32	12,616
66	3/21	90-84	+6	Minnesota	W	21-45	McCray-19	Crbn/Mrphy/Cmpbl-20	17,014
67	3/23	99-115	-16	@Philadelphia	L	21-46	Tisdale-27	Hawkins-21	13,169
68	3/24	116-113	+3	@Chicago	W	22-46	Carr-32	Jordan-43	18,334
69	3/26	95-116	-21	@Cleveland	L	22-47	McCray-27	Daugherty-26	13,548
70	3/28	88-93	-5	@Minnesota	L	22-48	McCray/Tisdale-18	Campbell-32	22,713
71	3/29	101-111	-10	@Indiana	L	22-49	Carr-26	Person/Schrempf-25	10,305
72	3/31	103-115	-12	Charlotte	L	22-50	Tisdale-25	Gilliam-27	17,014
73	4/3	105-114	-9	LA Clippers	L	22-51	Ainge-30	C. Smith-24	17,014
74	4/5	103-110	-7	@LA Lakers	L	22-52	Carr-26	Johnson/Woolridge-21	17,505
75	4/7	93-111	-18	San Antonio	L	22-53	Del Negro-19	Cummings-28	17,014
76	4/9	106-105	+1	@Seattle	W	23-53	Tisdale/Carr-23	Ellis-33	11,678
77	4/10	113-121	-8	Denver	L	23-54	Ainge-22	Rasmussen-26	17,014
78	4/12	114-116	-2	Phoenix	L	23-55	Tisdale-29	K. Johnson-32	17,014
79	4/14	94-105	11	@San Antonio	L	23-56	Del Negro-22	Cummings-25	15,910
80	4/17	97-112	-15	@Houston	L	23-57	Ainge-27	Floyd-22	15,301
81	4/19	118-130*	-12	Seattle	L	23-58	Ellison-25	Ellis-43	17,014
82	4/21	110-118	-8	Portland	L	23-59	Del Negro-28	Petrovic-24	17,014

* = OT

BACK TO TABLE OF CONTENTS

1990-91 SACRAMENTO KINGS



Front row — from left to right, Antoine Carr, Wayman Tisdale, Bill Wennington, Ralph Sampson, Duane Causwell, Anthony Bonner, Lionel Simmons. **Back row — from left to right,** Head Coach Dick Motta, Assistant Coach Rex Hughes, Rory Sparrow, Travis Mays, Bobby Hansen, Anthony Frederick, Rick Calloway, Steve Colter, Jim Les, Assistant Coach Bill Berry, Trainer Bill Jones.

FINAL STATISTICS

PLAYER	G.	MIN.	FGM	FGA	PCT.	FTM	FTA	PCT.	OFF.	DEF.	TOT.	AST.	PF	DQ	STL.	TO	BLK.	PTS.	AVG.
Antoine Carr	77	2527	628	1228	.511	295	389	.758	163	257	420	191	315	14	45	171	101	1551	20.1
Wayman Tisdale	33	1116	262	542	.483	136	170	.800	75	178	253	66	99	0	23	82	28	660	20.0
Lionel Simmons	79	2978	549	1301	.422	320	435	.736	193	504	697	315	249	0	113	230	85	1421	18.0
Travis Mays	64	2145	294	724	.406	255	331	.770	54	124	178	253	169	1	81	159	11	915	14.3
Rory Sparrow	80	2375	371	756	.491	58	83	.699	45	141	186	362	189	1	83	126	16	831	10.4
Anthony Bonner	34	750	103	230	.448	44	76	.579	59	102	161	49	62	0	39	41	5	250	7.4
Jim Les	55	1399	119	268	.444	86	103	.835	18	93	111	299	141	0	57	75	4	395	7.2
Duane Causwell	76	1719	210	413	.508	105	165	.636	141	250	391	69	225	4	49	96	148	525	6.9
Leon Wood	12	222	25	63	.397	19	21	.905	5	14	19	49	10	0	5	12	0	81	6.8
Bobby Hansen	36	811	96	256	.375	18	36	.500	33	63	96	90	72	1	20	34	5	229	6.4
Bill Wennington	77	1455	181	415	.436	74	94	.787	101	239	340	69	230	4	46	51	59	437	5.7
Anthony Frederick	35	475	67	168	.399	43	60	.717	36	48	84	44	50	0	22	40	13	177	5.1
Ricky Calloway	64	678	75	192	.391	55	79	.696	25	53	78	61	98	1	22	51	7	205	3.2
Steve Colter	19	251	23	56	.411	7	10	.700	5	21	26	37	27	0	11	11	1	58	3.1
Ralph Sampson	25	348	34	93	.366	5	19	.263	41	70	111	17	54	0	11	27	17	74	3.0
Eric Leckner*	32	378	39	96	.406	16	27	.593	27	60	87	18	69	1	4	25	11	94	2.9
Mike Higgins	7	61	6	10	.600	4	7	.571	4	1	5	2	16	1	0	4	2	16	2.3
Tony Dawson*	4	17	4	7	.571	0	0	.000	2	0	2	0	0	0	0	1	0	9	2.3
Kings	82	19705	3086	6818	.453	1540	2105	.732	1027	2218	3245	1991	207528		631	1272	513	7928	96.7
Opponents	82	19705	3142	6687	.470	2045	2686	.761	1164	2543	3707	1912	184717		699	1312	448	8484	103.5

3-Pt. FG: Sacramento Kings 216-578 (.374);*Dawson 1-1 (1.000); Les 71-154 (.461); Sparrow 31-78 (.397); Mays 72-197 (.365); Colter 5-14 (.357); Wood 12-38 (.316); Hansen 19-69 (.275); Simmons 3-11 (.273); Sampson 1-5 (.200); Wennington 1-5 (.200); Carr 0-3; Calloway 0-2; Tisdale 0-1; Opponents 155-491 (.316).

* Did not finish season with team

TEAM NOTES

- Forward Lionel Simmons was named Rookie of the Month for December, averaging 13.6 ppg, 7.4 rpg, and 4.6 apg for the month.
- On January 10, 1991, the Kings lost 101-59 at Charlotte, marking the lowest scoring output by a team since February 27, 1955 when Milwaukee scored 57 points at Boston.
- Simmons received the NBA Player of the Week award (Feb. 10-17) after leading the Kings to a 2-1 record for the week by averaging 33.3 ppg (.563 FG, .833 FT), 11.7 rpg, and 4.7 apg.
- Simmons was honored with his second Rookie of the Month award after averaging 24.1 ppg, 11.7 rpg, and 4.5 apg in 11 games in February.
- With a 112-94 loss at Minnesota on April 15, 1991, the Kings set an NBA record for consecutive road losses (35).
- Kings closed out the 1990-91 road schedule with a 127-105 loss at Portland on April 19, 1991, extending the club's NBA record for consecutive road losses to 37.
- Lionel Simmons finished second to New Jersey's Derrick Coleman in Rookie of the Year balloting. Simmons was a consensus first-team All-Rookie selection, while teammate Travis Mays was named to the second team.

1990-91 GAME-BY-GAME

G	DATE	SCORE	+/-	OPPONENT	W/L	REC	KINGS HI. SCORER	OPPONENT HI. SCORER	ATT
1	11/2	80-90	-10	@LA Clippers	L	0-1	Tisdale-24	Norman-24	12,845
2	11/3	93-95*	-2	Portland	L	0-2	Tisdale-21	Porter-19	17,014
3	11/6	85-102	-17	Atlanta	L	0-3	Tisdale-26	Wilkins-24	17,014
4	11/9	86-100	-14	@LA Lakers	L	0-4	Hansen-18	Johnson-25	15,618
5	11/10	88-93	-5	New York	L	0-5	Tisdale-25	Ewing-24	17,014
6	11/15	93-122	-29	San Antonio	L	0-6	Simmons-25	Cummings-22	17,014
7	11/17	111-112	-1	@Golden State	L	0-7	Tisdale-29	Mullin-36	15,025
8	11/20	87-82	+5	@Washington	W	1-7	Tisdale-23	King-45	6105
9	11/21	99-101	-2	@Philadelphia	L	1-8	Carr-23	Barkley-31	15,627
10	11/23	105-115	-10	@Boston	L	1-9	Tisdale-28	McHale-21	14,890
11	11/25	92-105	-13	@Detroit	L	1-10	Tisdale-19	Edwards-26	21,454
12	11/27	80-89	-9	Minnesota	L	1-11	Tisdale-19	Corbin-17	17,014
13	11/29	128-136	-8	@Denver	L	1-12	Tisdale-33	Woolridge-32	6379
14	12/1	93-117	-24	@Houston	L	1-13	Tisdale/Mays-23	K. Smith-23	13,528
15	12/4	103-83	+20	Dallas	W	2-13	Carr-31	Harper-20	17,014
16	12/6	104-86	+18	Washington	W	3-13	Tisdale-27	King-25	17,014
17	12/8	93-104	-11	Detroit	L	3-14	Tisdale-24	Dumars-17	17,014
18	12/11	90-113	-23	@Phoenix	L	3-15	Tisdale-28	K. Johnson-26	14,487
19	12/13	100-88	+12	Portland	W	4-15	Carr-20	Kersey/Drexler-20	17,014
20	12/15	117-108	+9	Orlando	W	5-15	Tisdale-36	Reynolds-24	17,014
21	12/18	108-99	+9	Minnesota	W	6-15	Tisdale-25	Campbell-28	17,014
22	12/20	75-110	-35	Seattle	L	6-16	Carr-24	Johnson-22	17,014
23	12/22	93-121	-28	@Seattle	L	6-17	Simmons-18	Johnson-25	10,315
24	12/23	99-109	-10	@LA Clippers	L	6-18	Tisdale-27	Norman-34	11,440
25	12/26	112-128	-16	Denver	L	6-19	Mays-36	Adams-44	17,014
26	12/28	88-104	-16	@San Antonio	L	6-20	Mays-19	Robsinon-27	15,908
27	12/29	79-90	-11	@Dallas	L	6-21	Carr-17	Harper-26	17,007
28	1/3	131-113	+18	Golden State	W	7-21	Carr-32	Mullin-25	17,014
29	1/5	98-106	-8	Utah	L	7-22	Tisdale-22	K. Malone-26	17,014
30	1/7	83-111	-28	@Orlando	L	7-23	Tisdale-23	Reynolds-19	15,077
31	1/8	83-95	-12	@Miami	L	7-24	Mays-19	Rice-21	15,008
32	1/10	59-101	-42	@Charlotte	L	7-25	Carr-21	Newman-29	23,901
33	1/12	101-85	+16	Seattle	W	8-25	Mays-22	McKey-20	17,014
34	1/17	78-93	-15	LA Lakers	L	8-26	Carr-21	Worthy-36	17,014
35	1/19	101-97	+4	Phoenix	W	9-26	Carr-25	Chambers-23	17,014
36	1/21	97-94	+3	Houston	W	10-26	Mays-23	Thorpe/Smith-26	17,014
37	1/23	95-91	+4	Milwaukee	W	11-26	Carr-28	Pierce-22	17,014
38	1/25	93-105	-12	@Utah	L	11-27	Simmons-19	K. Malone-20	12,616
39	1/26	96-121	-25	@Portland	L	11-28	Carr-22	Robinson-17	12,884
40	1/28	101-83	+18	New Jersey	W	12-28	Simmons-27	Theus-18	17,014
41	1/30	86-95	-9	@Minnesota	L	12-29	Carr-25	Corbin-27	19,006
42	2/1	112-117	-5	@Milwaukee	L	12-30	Simmons-26	Pierce-33	18,075
43	2/2	78-92	-14	@New York	L	12-31	Carr-18	Vandeweghe-19	15,945
44	2/4	97-108	-11	Chicago	L	12-32	Carr-21	Jordan-24	17,014
45	2/6	97-93	+4	Portland	W	13-32	Mays-27	Porter-20	17,014
46	2/12	103-101	+2	LA Clippers	W	14-32	Simmons-33	Harper-21	17,014
47	2/14	98-81	+17	Philadelphia	W	15-32	Simmons-38	Anderson-20	17,014
48	2/17	110-113	-3	@Indiana	L	15-33	Carr-35	Smits/Williams-22	10,503
49	2/19	83-97	-14	@New Jersey	L	15-34	Carr-20	Coleman-27	7583
50	2/20	104-118	-14	@Cleveland	L	15-35	Carr-41	Daugherty-24	11,763
51	2/22	82-129	-47	@Chicago	L	15-36	Simmons-33	Jordan-34	18,413
52	2/24	90-120	-30	@Orlando	L	15-37	Carr-25	Reynolds-23	15,077
53	2/25	88-96	-8	@Atlanta	L	15-38	Mays-24	Wilkins-31	10,461
54	2/27	90-96	-6	Charlotte	L	15-39	Simmons-30	Newman/Reid-18	17,014
55	3/1	106-112	-6	@Phoenix	L	15-40	Carr/Mays-24	Hornacek-20	14,487
56	3/2	106-120	-14	@Seattle	L	15-41	Simmons-30	Johnson-31	12,182
57	3/5	100-92	+8	Golden State	W	16-41	Sparrow-32	Mullin-25	17,014
58	3/8	87-79	+8	Cleveland	W	17-41	Frederick-21	Daugherty-21	17,014
59	3/10	87-97	-10	@Golden State	L	17-42	Frederick-22	Mullin-34	15,025
60	3/12	95-110	-15	Boston	L	17-43	Carr-32	Lewis-27	17,014
61	3/14	103-107	-4	Indiana	L	17-44	Carr-26	Schrempf-23	17,014
62	3/16	92-85	+7	San Antonio	W	18-44	Carr-25	Robinson-25	17,014
63	3/18	86-104	-18	@Dallas	L	18-45	Simmons-19	Blackman-31	15,827
64	3/19	101-104	-3	@San Antonio	L	18-46	Carr-29	Robinson-30	15,908
65	3/21	87-98	-11	@Houston	L	18-47	Mays-17	Thorpe-28	16,337
66	3/23	95-100	-5	Phoenix	L	18-48	Simmons-42	Chambers-25	17,014
67	3/25	89-99	-10	LA Lakers	L	18-49	Simmons-25	Worthy-26	17,014
68	3/28	116-96	+20	Utah	W	19-49	Sparrow-27	Malone-33	17,014
69	3/29	122-140	-18	@Denver	L	19-50	Sparrow-24	Adams-37	9554
70	3/31	87-115	-28	@LA Lakers	L	19-51	Simmons-26	Teagle-35	16,522
71	4/2	96-90	+6	Miami	W	20-51	Mays-25	Douglas-22	17,014
72	4/3	91-106	-15	@Seattle	L	20-52	Carr-29	Johnson/Kemp-20	11,987
73	4/6	119-108	+11	Golden State	W	21-52	Simmons-31	Mullin/Richmond-28	17,014
74	4/7	109-119	-10	@LA Clippers	L	21-53	Carr-32	Smith/Harper-30	12,821
75	4/9	113-104	+9	Dallas	W	22-53	Simmons-35	Blackman-26	17,014
76	4/11	104-96	+8	Orlando	W	23-53	Mays-20	Skiles-21	17,014
77	4/13	94-95	-1	Houston	L	23-54	Carr-34	Johnson-26	17,014
78	4/15	94-112	-18	@Minnesota	L	23-55	Carr-24	Corbin-19	19,006
79	4/16	101-111	-10	@Utah	L	23-56	Carr-35	K. Malone-28	12,616
80	4/18	123-104	+19	Denver	W	24-56	Simmons-26	Williams-23	17,014
81	4/19	105-127	-22	@Portland	L	24-57	Carr-29	Duckworth-19	12,884
82	4/21	105-101	+4	LA Clippers	W	25-57	Carr-30	Smith-25	17,014

* = OT

BACK TO TABLE OF CONTENTS



Front row — from left to right, Pete Chilcutt, Wayman Tisdale, Les Jepsen, Dwayne Schintzius, Lionel Simmons, Anthony Bonner, Duane Causwell. **Back row — from left to right,** Assistant Coach Mike Bratz, Director of Player Personnel Jerry Reynolds, Trainer Bill Jones, Spud Webb, Jim Les, Dennis Hopson, Mitch Richmond, Stevie Thompson, Randy Brown, President Rick Benner, Interim Head Coach Rex Hughes.

FINAL STATISTICS

PLAYER	G.	MIN.	FGM	FGA	PCT.	FTM	FTA	PCT.	OFF.	DEF.	TOT.	AST.	PF	DQ	STL.	TO	BLK.	PTS.	AVG.
Mitch Richmond	80	3095	685	1465	.468	330	406	.813	62	257	319	411	231	1	92	247	34	1803	22.5
Lionel Simmons	78	2895	527	1162	.454	281	365	.770	149	485	634	337	205	0	135	218	132	1336	17.1
Wayman Tisdale	72	2521	522	1043	.500	151	198	.763	135	334	469	106	248	3	55	124	79	1195	16.6
Spud Webb	77	2724	448	1006	.445	262	305	.859	30	193	223	547	193	1	125	229	24	1231	16.0
Carl Thomas	1	31	5	12	.417	1	2	.500	0	0	0	1	3	0	1	1	0	12	12.0
D. Hopson (Tot)	71	1314	276	593	.465	179	253	.708	105	101	206	102	115	0	67	100	39	743	10.5
D. Hopson (Sac)	69	1304	275	591	.465	179	253	.708	105	101	206	102	113	0	66	100	39	741	10.7
Anthony Bonner	79	2287	294	658	.447	151	241	.627	192	293	485	125	194	0	94	133	26	740	9.4
Duane Causwell	80	2291	250	455	.549	136	222	.613	196	384	580	59	281	4	47	124	215	636	8.0
Bobby Hansen*	2	40	4	9	.444	0	0	—	2	2	4	1	6	0	1	0	0	8	4.0
Jim Les	62	712	74	192	.385	38	47	.809	11	52	63	143	58	0	31	42	3	231	3.7
Pete Chilcutt	69	817	113	250	.452	23	28	.821	78	109	187	38	70	0	32	41	17	251	3.6
Dwayne Schintzius	33	400	50	117	.427	10	12	.833	43	75	118	20	67	1	6	19	28	110	3.3
Steve Scheffler*	4	15	2	2	1.000	5	6	.833	2	1	3	0	2	0	0	0	1	9	2.3
S. Thompson (Tot)	19	91	14	37	.378	3	8	.375	11	8	19	8	9	0	6	5	3	31	1.6
S. Thompson (Sac)	18	76	13	34	.382	3	8	.375	11	7	18	7	7	0	6	3	3	29	1.6
Les Jepsen	31	87	9	24	.375	7	11	.636	12	18	30	1	17	0	1	3	5	25	0.8
Kings	82	19830	3348	7189	.466	1615	2162	.747	1054	2354	3408	1957	1763	10	727	1360	618	8549	104.3
Opponents	82	19830	3557	7420	.479	1728	2297	.752	1311	2639	3950	2128	1816	14	816	1357	530	9046	110.3

3-Pt. FG: Sacramento Kings 238-675 (.353); Chilcutt 2-2 (1.000); Thomas 1-2 (.500); Richmond 103-268 (.384); Webb 73-199 (.367); Les 45-131 (.344); Hopson 12-47 (.255); Bonner 1-4 (.250); Simmons 1-5 (.200); Brown 0-6; Schintzius 0-4; Tisdale 0-2; *Hansen 0-2; Causwell 0-1; Jepsen 0-1; Thompson 0-1. Opponents 204-616 (.331).
*Did not finish season with team

TEAM NOTES

- On July 1, 1991, the Kings acquired 5-7 point guard Spud Webb and the Hawks' 1994 second-round draft pick in exchange for guard Travis Mays.
- On the eve of the 1991-92 season (Nov. 1), the Kings acquired Golden State guard Mitch Richmond, center Les Jepsen, and the Warriors' 1995 second-round draft choice in exchange for unsigned 1991 draft pick Billy Owens (#3 overall).
- On November 23, 1991, the Kings defeated Orlando, 95-93, ending an NBA record 43-game road losing streak.
- After opening the season with a 7-18 record, Head Coach Dick Motta was fired from his post on December 24, 1991. Assistant Coach Rex Hughes was named interim head coach and Kings regional scout and former player Mike Bratz was named interim assistant coach. Motta was 48-113 (.298) in his stay with the Kings.
- On April 6, 1992, a prominent group of Los Angeles based real estate developers purchased 53 percent of the franchise and ARCO Arena for $140 million. The group was headed by Jim Thomas of Maguire-Thomas Partners, one of the nation's largest investment builders, and included Eli Broad, Robert Maguire III, Ned Fox Jr. and Richard Gilchirst.
- On May 22, 1992, the club announced the promotion of Director of Player Personnel Jerry Reynolds to general manager and the hiring of Garry St. Jean as the 17th head coach in franchise history. Mike Schuler and Dave Wohl were named assistant coaches.

G	DATE	SCORE	+/-	OPPONENT	W/L	REC	KINGS HI. SCORER	OPPONENT HI. SCORER	ATT
1	11/1	94-90	+4	LA Clippers	W	1-0	Webb-27	Grant-18	17,014
2	11/2	91-153	-62	@Golden State	L	1-1	Les-17	Mullin-32	15,025
3	11/5	87-98	-11	@Seattle	L	1-2	Richmond-18	McKey-20	9343
4	11/6	112-102	+10	Indiana	W	2-2	Richmond-35	Person-25	17,014
5	11/9	80-84	-4	Minnesota	L	2-3	Richmond-23	Mitchell-17	17,014
6	11/11	90-106	-16	@Utah	L	2-4	Simmons-33	K. Malone-29	18,700
7	11/12	103-126	-23	Boston	L	2-5	Simmns/Rchmnd-23	Bird-20	17,014
8	11/14	98-96	+2	Atlanta	W	3-5	Richmond-25	Wilkins-28	17,014
9	11/16	93-102	-9	Houston	L	3-6	Richmond-21	Olajuwon-23	17,014
10	11/19	118-122	-4	@New Jersey	L	3-7	Richmond-32	Bowie-27	6612
11	11/20	104-116	-12	@Atlanta	L	3-8	Richmond-31	Wilkins-32	8808
12	11/22	112-118	-6	@Miami	L	3-9	Richmond-32	Smith/Rice-23	15,008
13	11/23	95-93	+2	@Orlando	W	4-9	Simmons-27	Scott-25	15,151
14	11/26	104-89	+15	Phoenix	W	5-9	Richmond-26	Johnson-17	17,014
15	11/27	100-141	-41	@Phoenix	L	5-10	Hopson-17	Perry-25	14,496
16	11/30	102-118	-16	Chicago	L	5-11	Richmond-32	Jordan-30	17,014
17	12/3	99-94	+5	San Antonio	W	6-11	Richmond-24	Robinson-30	17,014
18	12/7	120-124	-4	@Golden State	L	6-12	Richmond-29	Mullin-35	15,025
19	12/10	90-92	-2	LA Lakers	L	6-13	Webb-23	Scott-26	17,014
20	12/12	106-100	+6	Orlando	W	7-13	Simmons-28	Catledge-27	17,014
21	12/14	110-115	-5	@Portland	L	7-14	Simmons-24	Drexler-28	12,888
22	12/15	94-110	-16	@LA Lakers	L	7-15	Richmond-23	Perkins-23	16,131
23	12/19	102-109	-7	@Houston	L	7-16	Richmond-24	Thorpe/Olajuwon-21	13,113
24	12/21	85-109	-24	@Dallas	L	7-17	Simmons-16	Harper-22	15,134
25	12/23	90-101	-11	@San Antonio	L	7-18	Richmond-35	Elliott-23	16,057
26	12/26	106-115*	-9	Seattle	L	7-19	Richmond-31	Pierce-27	17,014
27	12/28	118-127	-9	@Chicago	L	7-20	Richmond-33	Jordan-33	18,676
28	12/30	117-109	+8	@Minnesota	W	8-20	Richmond-27	Richardson-23	19,006
29	1/2	114-110	+4	Philadelphia	W	9-20	Richmond-29	Barkley-31	17,014
30	1/4	98-110	-12	Miami	L	9-21	Webb-24	Rice-22	17,014
31	1/6	108-110	-2	@Boston	L	9-22	Richmond-23	Gamble-34	14,890
32	1/8	95-114	-19	@Detroit	L	9-23	Hopson-16	Woolridge-23	21,454
33	1/9	96-109	-13	@Charlotte	L	9-24	Richmond-23	Gill-26	23,698
34	1/11	106-105*	+1	@Milwaukee	W	10-24	Tisdale/Simmons-24	Ellis-29	17,319
35	1/13	109-111	-2	@Denver	L	10-25	Simmons-31	Williams-26	13,536
36	1/15	111-128	-17	Phoenix	L	10-26	Simmons-22	Johnson-28	17,014
37	1/17	94-134	-40	@Phoenix	L	10-27	Richmond-16	Johnson-20	14,496
38	1/18	119-113	+6	Charlotte	W	11-27	Richmond-24	Gill-30	17,014
39	1/21	94-85	+9	Denver	W	12-27	Webb/Simmons-18	Mutombo-17	17,014
40	1/23	105-108	-3	LA Lakers	L	12-28	Simmons-24	Threatt-29	17,014
41	1/24	92-95	-3	@LA Lakers	L	12-29	Webb-21	Scott/Teagle-22	16,949
42	1/28	124-118	+6	New Jersey	W	13-29	Richmond-23	Coleman-33	17,014
43	1/29	105-124	-19	@Utah	L	13-30	Simmons-25	K. & J. Malone-26	19,911
44	1/31	112-109	+3	LA Clippers	W	14-30	Simmons-28	Smith-21	17,014
45	2/2	107-147	-40	@Portland	L	14-31	Webb-23	Porter-21	12,888
46	2/3	99-95	+4	Dallas	W	15-31	Richmond-22	Blackman-23	17,014
47	2/5	100-98	+2	Utah	W	16-31	Richmond-23	K. Malone-25	17,014
48	2/12	98-97	+1	Washington	W	17-31	Richmond-25	Grant-22	17,014
49	2/14	106-107	-1	Portland	L	17-32	Webb-22	Porter-22	17,014
50	2/16	106-112	-6	San Antonio	L	17-33	Richmond/Tisdale-24	Elliott-23	17,014
51	2/18	97-110	-13	@New York	L	17-34	Webb/Tisdale-18	Ewing-34	14,767
52	2/19	115-129	-14	@Indiana	L	17-35	Richmond-28	Person-41	9324
53	2/21	102-119	-17	@Cleveland	L	17-36	Tisdale-20	Daugherty-30	14,605
54	2/23	124-117	+5	@Washington	W	18-36	Hopson-26	Grant-25	8633
55	2/24	96-108	-12	@Philadelphia	L	18-37	Hopson-20	Gilliam-29	13,171
56	2/27	110-109*	+1	New York	W	19-37	Richmond-37	Vanderweghe-25	17,014
57	2/29	115-110	+4	Seattle	W	20-37	Simmons-27	Johnson-21	17,014
58	3/2	98-118	-20	Golden State	L	20-38	Webb-25	Hardaway-29	17,014
59	3/4	108-109	-1	Cleveland	L	20-39	Tisdale-27	Daugherty-21	17,014
60	3/6	106-114	-8	@Portland	L	20-40	Tisdale-23	Drexler-34	12,888
61	3/8	108-109	-1	Houston	L	20-41	Richmond-30	Olajuwon-25	17,014
62	3/10	109-120	-11	LA Clippers	L	20-42	Webb-28	Norman-21	17,014
63	3/12	103-114	-11	Utah	L	20-43	Richmond-26	K. Malone-40	17,014
64	3/14	83-89	-6	Detroit	L	20-44	Richmond-26	Dumars-28	17,014
65	3/15	105-131	-26	@LA Clippers	L	20-45	Richmond-26	Manning/Harper-20	11,785
66	3/17	100-118	-18	@Denver	L	20-46	Richmond-24	Williams-27	13,439
67	3/18	89-118	-29	@San Antonio	L	20-47	Richmond-20	Elliott-26	16,057
68	3/20	125-96	+29	@Dallas	W	21-47	Richmond-21	Blackman/Iuzzolino-21	16,118
69	3/21	100-97	+3	@Houston	W	22-47	Richmond-27	Thorpe-26	16,276
70	3/24	113-102	+11	Milwaukee	W	23-47	Tisdale-28	Robertson-22	17,014
71	3/26	106-128	-22	Portland	L	23-48	Richmond-23	Drexler-20	17,014
72	3/29	112-86	+26	@Minnesota	W	24-48	Tisdale-22	Bailey-21	19,006
73	3/31	136-148**	-12	Golden State	L	24-49	Richmond-33	Mullin-34	17,014
74	4/2	103-111	-8	Seattle	L	24-50	Richmond-29	Johnson-28	17,014
75	4/3	116-124*	-8	@Golden State	L	24-51	Webb-27	Marciulionis-32	15,025
76	4/5	103-89	+14	Dallas	W	25-51	Simmons-23	Hodge-24	17,014
77	4/7	101-103	-2	@Phoenix	L	25-52	Richmond-32	Chambers-22	14,496
78	4/9	124-107	+17	Denver	W	26-52	Simmons-32	Liberty-25	17,014
79	4/11	114-94	+20	Minnesota	W	27-52	Simmons-26	Richardson-21	17,014
80	4/14	103-97	+6	@LA Clippers	W	28-52	Tisdale-24	Manning-20	12,569
81	4/16	102-94	+8	LA Lakers	W	29-52	Tisdale-22	Teagle-27	17,014
82	4/17	106-130	-24	@Seattle	L	29-53	Hopson-18	Kemp-24	12,129

* = OT

BACK TO TABLE OF CONTENTS

1992-93 SACRAMENTO KINGS



Front row — from left to right, Pete Chilcutt, Wayman Tisdale, Walt Williams, Duane Causwell, Lionel Simmons, Anthony Bonner, Marty Conlon. **Back row — from left to right,** Head Coach Garry St. Jean, Assistant Coach Mike Schuler, Rod Higgins, Kurt Rambis, Randy Brown, Jim Les, Spud Webb, Trainer Bill Jones, Managing General Partner Jim Thomas, Assistant Coach Dave Wohl. **Not pictured:** Mitch Richmond.

FINAL STATISTICS

PLAYER	G.	MIN.	FGM	FGA	PCT.	FTM	FTA	PCT.	OFF.	DEF.	TOT.	AST.	PF	DQ	STL.	TO	BLK.	PTS.	AVG.
Mitch Richmond	45	1728	371	782	.474	197	233	.845	18	136	154	221	137	3	53	130	9	987	21.9
Lionel Simmons	69	2502	468	1055	.444	298	364	.819	156	339	495	312	197	4	95	196	38	1235	17.9
Walt Williams	59	1673	358	823	.435	224	302	.742	115	150	265	178	209	6	66	179	29	1001	17.0
Wayman Tisdale	76	2283	544	1068	.509	175	231	.758	127	373	500	108	277	8	52	117	47	1263	16.6
Spud Webb	69	2335	342	789	.433	279	328	.851	44	149	193	481	177	0	104	194	6	1000	14.5
Anthony Bonner	70	1764	229	497	.461	143	241	.593	188	267	455	96	183	1	86	105	17	601	8.6
Rod Higgins	69	1425	199	483	.412	130	151	.861	66	127	193	119	141	0	51	63	29	571	8.3
Duane Causwell	55	1211	175	321	.545	103	165	.624	112	191	303	35	192	7	32	58	87	453	8.2
Randy Brown	75	1726	225	486	.463	115	157	.732	75	137	212	196	206	4	108	120	34	567	7.6
Henry James*	8	79	20	45	.444	17	20	.850	6	4	10	1	9	0	3	7	0	60	7.5
Pete Chilcutt	59	834	165	340	.485	32	46	.696	80	114	194	64	102	2	22	54	21	362	6.1
Marty Conlon	46	467	81	171	.474	57	81	.704	48	75	123	37	43	0	13	28	5	219	4.8
Jim Les	73	881	110	259	.425	42	50	.840	20	69	89	169	81	0	40	48	7	328	4.5
Vincent Askew*	9	76	8	17	.471	11	15	.733	7	4	11	5	11	0	2	8	1	27	3.0
Kurt Rambis (Tot)	72	822	67	129	.519	43	65	.662	77	150	227	53	122	0	43	42	18	177	2.5
Kurt Rambis (Sac)	67	781	63	122	.516	42	63	.667	75	146	221	52	119	0	40	36	18	168	2.5
Stan Kimbrough*	3	15	2	6	.333	0	0	—	0	0	0	1	1	0	1	0	0	5	1.7
Kings	82	19780	3360	7264	.463	1865	2447	.762	1137	2281	3418	2075	208535		768	1364	348	8847	107.9
Opponents	82	19780	3420	7024	.487	2054	2711	.758	1138	2562	3700	2073	201022		767	1466	551	9107	111.1

3-Pt. FG: Sacramento Kings 262-788 (.332); *Kimbrough 1-2 (.500); Les 66-154 (.429); Richmond 48-130 (.369); Brown 2-6 (.333); Higgins 43-133 (.323); Williams 61-191 (.319); *James 3-10 (.300); Webb 37-135 (.274); Simmons 1-11 (.091); Bonner 0-7; Conlon 0-4; Rambis 0-2; Tisdale 0-2; Causwell 0-1. Opponents 213-680 (.313).
*Did not finish season with team

TEAM NOTES

- Kings closed out the 45th season in franchise history with a record of 25-57 (16-25 home, 9-32 away).
- Defeated San Antonio, 114-106, on Opening Night (11/6/92) at ARCO Arena in Garry St. Jean's head coaching debut.
- Snapped a 43-game regular season losing streak at the Great Western Forum that dated back to 1974 with a 124-114 win over the Lakers.
- Mitch Richmond became the first Kings player since 1981 to be named to an All-Star Game squad. However, Richmond was unable to participate in the contest due to a fractured right thumb suffered versus Atlanta (2/11/93).
- Guard-forward Walt Williams earned second-team All-Rookie honors after averaging 17.0 ppg, 4.5 rpg, 3.0 apg, and 1.12 spg.
- Club lost 150 player games to injury over the course of the campaign, including 115 in the final 50 games of the season. Of the 150 player games lost to injury, 95 came to Opening Night starters Mitch Richmond (37), Duane Causwell (26), Lionel Simmons (13), Spud Webb (13) and Wayman Tisdale (6).
- Defeated Dallas, 139-81, at ARCO Arena, marking the largest margin of victory (58 points) in franchise history (12/29/92). Just four nights later (1/2/93), the Kings defeated Philadelphia by 56 points, 154-98, at ARCO Arena to register the largest margins of victory in back-to-back games in NBA history.

1992-93 GAME-BY-GAME

G	DATE	SCORE	+/-	OPPONENT	W/L	REC	KINGS HI. SCORER/REBOUNDER	OPP. HI. SCORER/REBOUNDER	ATT
1	11/6	114-106	+8	San Antonio	W	1-0	Richmond-26/Simmons-10	Elliott-29/Carr-9	17,317
2	11/8	124-114	+10	@LA Lakers	W	2-0	Richmond-29/Tisdale-10	Worthy-30/Campbell-9	15,021
3	11/10	99-97	+2	LA Clippers	W	3-0	Brown-22/Simmons-11	Manning-28/Norman-11	17,317
4	11/11	101-109	-8	@LA Clippers	L	3-1	Williams-24/Simmons-8	Manning-21/Manning-15	9,236
5	11/14	117-133	-16	@Seattle	L	3-2	Williams-24/Simmons,Causwell-9	Pierce-27/Kemp-9	10,588
6	11/15	109-107	+2	Cleveland	W	4-2	Richmond-31/Tisdale-10	Williams-27/Nance,Williams-11	17,317
7	11/17	109-116	-7	@Houston	L	4-3	Causwell-20/Simmons-13	Olajuwon-34/Olajuwon-10	10,158
8	11/18	111-127	-16	@Phoenix	L	4-4	Brown-18/Williams-8	Ceballos-30/Ceballos-13	19,023
9	11/20	99-104	-5	Portland	L	4-5	Tisdale-29/Simmons-14	Robinson-21/Kersey-11	17,317
10	11/23	103-99	+4	Seattle	W	5-5	Richmond-29/Tisdale-14	Benjamin-18/Cage-19	17,317
11	11/25	99-114	-15	@Denver	L	5-6	Richmond-20/Chilcutt,Bonner-7	Jackson-23/Mutombo-13	8,467
12	11/28	89-94	-5	New Jersey	L	5-7	Richmond-26/Rambis-7	Petrovic-26/Bowie,Anderson-8	17,317
13	11/29	99-107	-8	@Portland	L	5-8	Simmons-29/Simmons-9	Drexler-24/Robinson-13	12,888
14	12/1	117-110	+7	LA Lakers	W	6-8	Simmons-26/Williams-9	Threatt-26/Divac-10	17,317
15	12/4	111-112	-1	Charlotte	L	6-9	Richmond-27/Causwell,Willams-10	Johnson-27/Mourning-7	17,317
16	12/8	106-114	-8	Washington	L	6-10	Richmond-35/Tisdale-11	Gugliotta-20/Ellison-14	17,317
17	12/10	99-106	-7	Indiana	L	6-11	Tisdale-32/Tisdale-14	Schrempf-25/Schrempf-12	17,317
18	12/12	120-124	-4	Golden State	L	6-12	Richmond-27/Causwell-8	Mullin,Hardaway-31/Hill-10	17,317
19	12/15	98-106	-8	@Miami	L	6-13	Richmond-23/Tisdale-8	Seikaly-27/Seikaly-15	14,892
20	12/17	91-112	-21	@Orlando	L	6-14	Richmond-19/Simmons,Causwell-6	Anderson-25/O'Neal-20	15,151
21	12/18	108-119	-11	@Cleveland	L	6-15	Richmond,Simmons-16/Rambis-8	Nance,Price-22/Nance-13	13,134
22	12/20	98-104	-6	@New Jersey	L	6-16	Richmond-18/Causwell-7	Anderson-21/Coleman-24	11,023
23	12/22	102-99*	+3	@Milwaukee	W	7-16	Simmons-23/Simmons-12	Murdock-30/Murdock-15	14,536
24	12/23	102-96*	+6	@Minnesota	W	8-16	Richmond-30/Simmons-10	West-26/Laettner,Person-11	18,091
25	12/27	118-102	+16	Boston	W	9-16	Tisdale-31/Tisdale,Simmons-8	Abdelnaby-26/Parish-13	17,317
26	12/29	139-81	+58	Dallas	W	10-16	Bonner-23/Bonner-11	White-15/Bond-7	17,317
27	1/2	154-98	+56	Philadelphia	W	11-16	Williams-40/Bonner,Webb-7	Weatherspoon-20/Payne-6	17,317
28	1/5	126-106	+20	Denver	W	12-16	Richmond-25/Simmons-9	Ellis-20/Mutombo-13	17,317
29	1/8	90-93	-3	@LA Lakers	L	12-17	Tisdale-19/Simmons-10	Worthy-25/Divac-16	15,066
30	1/9	108-94	+14	Miami	W	13-17	Richmond-32/Simmons-9	Seikaly-18/Seikaly-11	17,317
31	1/12	93-104	-11	New York	L	13-18	Richmond-21/Tisdale-13	Starks-33/Ewing-11	17,317
32	1/14	104-114	-10	Phoenix	L	13-19	Tisdale-21/Simmons, Bonner-11	Dumas,Majerle-23/Miller,Maj-9	17,317
33	1/16	107-108	-1	@Utah	L	13-20	Simmons-33/Bonner-10	K. Malone-30/K. Malone,Corbin-11	19,911
34	1/18	111-107	+4	@Golden State	W	14-20	Williams-24/Bonner-12	Mullin-27/Hill-23	15,025
35	1/19	96-102	-6	Houston	L	14-21	Richmond-21/Bonner-14	Olajuwon-27/Olajuwon-15	17,317
36	1/22	127-135	-8	@Portland	L	14-22	Richmond-27/Bonner-14	Porter, Robinson-27/Drexler-8	12,888
37	1/23	113-108	+5	Minnesota	W	15-22	Richmond-24/Bonner-8	West-25/Laettner-11	17,317
38	1/25	106-117	-11	@Atlanta	L	15-23	Simmons-26/Tisdale-9	Wilkins-38/Willis-17	7,162
39	1/27	107-117	-10	@Charlotte	L	15-24	Simmons-26/Bonner-10	Mourning-23/Johnson-15	23,698
40	1/29	130-120	+10	@Dallas	W	16-24	Simmons-35/Rambis-10	Harper-28/Davis-17	11,410
41	1/30	124-129	-5	@San Antonio	L	16-25	Tisdale-29/Simmons-11	Ellis-27/Robinson-12	16,057
42	2/1	115-119	-4	Orlando	L	16-26	Richmond-28/Tisdale-11	Anderson-31/Anderson-14	17,317
43	2/3	88-107	-19	Chicago	L	16-27	Richmond-17/Simmons-8	Jordan-36/Grant-11	17,317
44	2/5	103-116	-13	@Denver	L	16-28	Webb-21/Chilcutt-8	Williams-29/Mutombo-8	14,409
45	2/6	110-119	-9	@LA Clippers	L	16-29	Tisdale-27/Simmons-7	Harper-31/Manning-12	12,903
46	2/9	114-119	-5	Utah	L	16-30	Tisdale-31/Simmons,Bonner-8	K. Malone-36/K. Malone-11	17,317
47	2/11	116-105	+11	Atlanta	W	17-30	Richmond-25/Bonner,Rambis-9	Willis-25/Willis-19	17,317
48	2/13	110-111	-1	Golden State	L	17-31	Simmons-30/3 players-6	Hardaway,Sprewell-23/Hill-14	17,317
49	2/15	101-119	-8	@Chicago	L	17-32	Tisdale,Bonner-18/Bonner-9	Jordan-32/Williams-12	18,237
50	2/17	99-125	-26	@Indiana	L	17-33	Simmons-23/Bonner-11	Miller-27/Davis-13	10,537
51	2/18	114-121	-7	@Minnesota	L	17-34	Simmons-24/Bonner-8	Laettner-28/Laettner-16	17,813
52	2/23	116-123	-7	@LA Clippers	L	17-35	Williams-24/Simmons-11	Harper-25/Roberts-16	10,206
53	2/24	99-104	-5	LA Lakers	L	17-36	Williams-31/Brown-8	Threatt-23/Green-15	17,317
54	2/26	120-141	-21	Seattle	L	17-37	Tisdale,Williams-17/Chilcutt-11	Kemp-26/Kemp-10	17,317
55	2/27	121-117	+4	@Utah	W	18-37	Williams-37/Bonner-17	J. & K. Malone-24/Krystk-9	19,911
56	3/3	86-89	-3	Houston	L	18-38	Williams-18/Simmons-13	Olajuwon-30/Olajuwon-13	17,317
57	3/5	122-130	-8	@Phoenix	L	18-39	Simmons-17/Bonner-9	Barkley-32/West-12	19,023
58	3/6	102-119	-17	@Houston	L	18-40	Simmons-20/Bonner-7	Olajuwon-27/Olajuwon-15	14,551
59	3/9	108-128	-20	Phoenix	L	18-41	Tisdale-32/Simmons-15	Ceballos-40/Ceballos-12	17,317
60	3/11	109-95	+14	Minnesota	W	19-41	Simmons-28/3 players-7	Maxey-24/Maxey-12	17,317
61	3/13	122-94	+28	Dallas	W	20-41	Simmons-24/Williams-10	Davis-21/Smith-7	17,317
62	3/16	110-113	-3	Detroit	L	20-42	Simmons-34/Tisdale,Bonner-10	Dumars-31/Rodman-22	17,317
63	3/18	111-131	-20	@Seattle	L	20-43	Chilcutt-19/Conlon-8	Kemp-27/Kemp-17	10,977
64	3/19	101-113	-12	Golden State	L	20-44	Tisdale-22/Bonner-13	Alexander-20/Hill-16	17,317
65	3/23	121-104	+17	LA Clippers	W	21-44	Tisdale-40/Tisdale-8	Manning-30/Norman-12	17,317
66	3/25	111-113*	-2	Portland	L	21-45	Williams-35/Tisdale-14	Robinson-26/Williams,Robinson-10	17,317
67	3/27	105-125	-20	Milwaukee	L	21-46	Williams-30/Chilcutt,Bonner-8	Lohaus-34/Lohaus,Murdock-8	17,317
68	3/29	89-110	-21	@Boston	L	21-47	Williams-22/Causwell-8	Gamble-28/Kleine-20	14,890
69	3/30	87-109	-22	@New York	L	21-48	Tisdale-17/Brown-7	Starks-20/Ewing-17	19,763
70	4/1	117-97	+20	@Washington	W	22-48	Webb-27/3 players-8	Gugliotta,Grant-19/Gugliotta-18	7,910
71	4/2	100-109	-9	@Detroit	L	22-49	Williams-29/Bonner-9	Dumars-35/Rodman-24	21,454
72	4/4	102-112	-10	@Philadelphia	L	22-50	Williams-17/Bonner-12	Hawkins-33/Gilliam-13	8,345
73	4/6	100-101	-1	Denver	L	22-51	Webb-20/Bonner-9	Jackson-23/Mutombo-18	17,317
74	4/8	114-123	-9	Phoenix	L	22-52	Higgins-26/Rambis-11	Ceballos-28/West-13	17,317
75	4/9	97-111	-14	@Seattle	L	22-53	Higgins-22/Conlon-9	Perkins-19/Kemp-7	14,023
76	4/13	100-110	-10	San Antonio	L	22-54	Williams-20/4 players-6	Anderson,Ellis-17/Robinson-14	17,317
77	4/16	100-93	+7	@San Antonio	W	23-54	Simmons-26/Simmons-10	Robinson-19/Robinson-12	16,057
78	4/17	108-107*	+1	@Dallas	W	24-54	Webb-24/Bonner-13	Harper-23/Davis,Rooks-11	15,973
79	4/20	101-92	+9	Utah	W	25-54	Simmons-24/Tisdale,Simmons-10	K. Malone-25/Benoit-13	17,317
80	4/21	105-132	-27	@Golden State	L	25-55	Webb-34/Chilcutt-8	Spencer-24/Hill-15	15,025
81	4/23	108-112	-4	Portland	L	25-56	Brown-27/Causwell-8	Strickland-24/Kersey,Williams-10	17,317
82	4/24	107-125	-18	@LA Lakers	L	25-57	Webb-24/Simmons-10	Green-26/Green-11	16,482

* = OT

BACK TO TABLE OF CONTENTS



Front row — from left to right, Mike Peplowski, Wayman Tisdale, Walt Williams, Olden Polynice, Duane Causwell, Trevor Wilson, Lionel Simmons, Randy Breuer. **Back row — from left to right,** Managing General Partner Jim Thomas, Assistant Coach Eddie Jordan, Assistant Coach Mike Schuler, Head Coach Garry St. Jean, Mitch Richmond, Randy Brown, Bobby Hurley, Spud Webb, LaBradford Smith, Andre Spencer, Assistant Coach Mike Bratz, Assistant Trainer Pete Youngman, Trainer Bill Jones.

FINAL STATISTICS

PLAYER	G.	MIN.	FGM	FGA	PCT.	FTM	FTA	PCT.	OFF.	DEF.	TOT.	AST.	PF	DQ	STL.	TO	BLK.	PTS.	AVG.
Mitch Richmond	78	2897	635	1428	.445	426	511	.834	70	216	286	313	211	3	103	216	17	1823	23.4
Wayman Tisdale	79	2557	552	1102	.501	215	266	.808	159	401	560	139	290	4	37	124	52	1319	16.7
Lionel Simmons	75	2702	436	996	.438	251	323	.777	168	394	562	305	189	2	104	183	50	1129	15.1
Spud Webb	79	2567	373	810	.460	204	251	.813	44	178	222	528	182	1	93	168	23	1005	12.7
Walt Williams	57	1356	226	580	.390	148	233	.635	71	164	235	132	200	6	52	145	23	638	11.2
Olden Polynice (Tot)	68	2402	346	662	.523	97	191	.508	299	510	809	41	189	2	42	78	67	789	11.6
Olden Polynice (Sac)	31	1052	124	256	.484	55	99	.556	151	202	353	19	81	1	18	29	31	303	9.8
Trevor Wilson (Tot)	57	1221	187	388	.482	92	166	.554	120	153	273	72	123	0	38	93	11	466	8.2
Trevor Wilson (Sac)	52	1095	168	349	.481	79	141	.560	108	137	245	60	106	0	33	87	10	415	8.0
Pete Chilcutt*	46	974	152	328	.463	31	52	.596	100	171	271	71	116	2	43	56	28	335	7.3
Bobby Hurley	19	499	54	146	.370	24	30	.800	6	28	34	115	28	0	13	48	1	134	7.1
Andre Spencer (Tot)	28	349	52	118	.441	55	77	.714	30	43	73	22	43	0	19	21	7	159	5.7
Andre Spencer (Sac)	23	286	43	100	.430	52	73	.712	26	35	61	19	37	0	18	19	5	138	6.0
L. Smith (Tot)	66	877	124	306	.405	63	84	.750	34	50	84	109	96	2	40	50	5	332	5.0
L. Smith (Sac)	59	829	116	288	.403	48	64	.750	29	47	76	104	88	2	37	49	4	301	5.1
Randy Brown	61	1041	110	251	.438	53	87	.609	40	72	112	133	132	2	63	75	14	273	4.5
Duane Causwell	41	674	71	137	.518	40	68	.588	68	118	186	11	109	2	19	33	49	182	4.4
Mike Peplowski	55	667	76	141	.539	24	44	.545	49	120	169	24	131	2	17	34	25	176	3.2
Jim Les*	18	169	13	34	.382	11	13	.846	5	8	13	39	16	0	7	11	1	45	2.5
Evers Burns*	23	143	22	55	.400	12	23	.522	13	17	30	9	33	0	6	7	3	56	2.4
Randy Breuer	26	247	8	26	.308	3	14	.214	15	41	56	8	30	0	6	9	19	19	0.7
Kings	82	19755	3179	7027	.452	1676	2292	.731	1122	2349	3471	2029	1979	27	669	1333	355	8291	101.1
Opponents	82	19755	3360	7017	.479	1767	2448	.722	1189	2574	3763	2052	1895	14	746	1341	498	8764	106.9

3-Pt. FG: Sacramento Kings 257-729 (.353); *Les 8-18 (.444); Richmond 127-312 (.407); Simmons 6-17 (353); Smith 21-60 (.350); Webb 55-164 (.335); Williams 38-132 (.288); Hurley 2-16 (.125); Brown 0-4; Wilson 0-2; Breuer 0-1; Chilcutt 0-1; Peplowski 0-1; Polynice 0-1. Opponents 227-771 (.359).
* Did not finish season with team

TEAM NOTES

- Kings posted a 28-54 record in 1993-94, a three-game improvement over the 1992-93 campaign (25-57).
- Sacramento finished ahead of the Los Angeles Clippers (27-55) in the Pacific Division standings, marking the first time since 1988-89 that the Kings did not finish at the bottom of their division.
- Guard Mitch Richmond became the first Kings player since Otis Birdsong in 1980-81 to earn All-NBA honors when he was voted to the second team. Richmond ranked seventh in the NBA in scoring (23.4 ppg) in the regular season, while also avearging 3.7 rpg, 4.0 apg, and 1.32 spg.
- Richmond also became the first Kings player since Nate Archibald in 1975 and the eighth in franchise history to start in an NBA All-Star Game, tallying 10 points, two rebounds, and three assists in 24 minutes for the West squad in the 44th Annual affair in Minneapolis, MN.
- Kings were stricken by the injury bug throughout the season, losing 226 player games to injury or illness, the third highest total in the NBA in 1993-94 and the second most in the Sacramento-era. The rash of injuries forced Head Coach Garry St. Jean to utilize 20 different starting combinations over the course of the season.

G	DATE	SCORE	+/-	OPPONENT	W/L	REC	KINGS HI. SCORER/REBOUNDER	OPP. HI. SCORER/REBOUNDER	ATT
1	11/5	109-100	+9	Denver	W	1-0	Tisdale-21/Simmons-12	Abdul-Rauf-25/Mutombo-17	17,317
2	11/7	110-132	-22	@Phoenix	L	1-1	Richmond-25/Chilcutt-11	K. Johnson-32/Green-14	19,023
3	11/10	112-101	+11	LA Lakers	W	2-1	Simmons-33/Simmons-10	Worthy-20/Divac-15	17,317
4	11/12	93-91	+2	San Antonio	W	3-1	Tisdale-25/Chilcutt-8	Robinson-32/Rodman-24	17,317
5	11/14	102-132	-30	@New Jersey	L	3-2	Richmond-23/Tisdale-7	Anderson,Coleman-26/four-8	12,562
6	11/16	95-118	-23	@Atlanta	L	3-3	Tisdale-26/Tisdale-11	Wilkins-26/Willis,Koncak-8	6949
7	11/17	113-130	-17	@Charlotte	L	3-4	Richmond-26/Tisdale-10	L. Johnson-23/Mourning,L. Johnson-8	23,698
8	11/19	108-113	-5	@Minnesota	L	3-5	Richmond-30/Richmond-9	Laettner-27/Laettner-13	17,810
9	11/21	103-101	+2	Chicago	W	4-5	Richmond-28/Tisdale-9	Armstrong-23/Grant-18	17,317
10	11/24	93-120	-27	Seattle	L	4-6	Richmond-24/Chilcutt,Rchmnd-6	Payton-23/Kemp-15	17,317
11	11/26	89-92	-3	Houston	L	4-7	Richmond-32/Richmond-11	Olajuwon-36/Thorpe-14	17,317
12	11/28	109-120	-11	@Portland	L	4-8	Richmond-29/Peplowksi-11	Drexler-24/Kersey-14	12,888
13	11/29	103-105	-2	Indiana	L	4-9	Richmond-26/Williams-11	D. Davis-20/D. Davis-13	17,317
14	12/1	101-111	-10	Minnesota	L	4-10	Tisdale,Williams-25/Peplowski-8	West-23/Brown-12	17,317
15	12/4	101-123	-22	@New York	L	4-11	Simmons-22/Chilcutt-6	Ewing-31/Oakley-15	19,763
16	12/7	87-105	-18	@Indiana	L	4-12	Simmons-26/Chilcutt-9	Miller-22/D. Davis-9	9462
17	12/8	115-129	-14	@Boston	L	4-13	Richmond-34/Simmons-13	Gamble-23/Pinckney-13	14,890
18	12/10	109-103	+6	@Philadelphia	W	5-13	Richmond-26/Simmons-16	Bradley-17/Weatherspoon-14	8676
19	12/12	102-112	-10	LA Clippers	L	5-14	Tisdale-27/Simmons-12	Manning-28/Manning-12	17,317
20	12/15	95-96	-1	Milwaukee	L	5-15	Richmond-27/Simmons-15	Murdock-32/Brickowski,Norman-6	17,317
21	12/17	94-109	-15	Golden State	L	5-16	Simmons-22/Simmons-12	Mullin-23/Owens-10	17,317
22	12/19	91-97	-6	Orlando	L	5-17	Richmond-32/Tisdale-10	O'Neal-27/O'Neal-17	17,317
23	12/23	114-88	+26	Washington	W	6-17	Richmond-22/Tisdale-9	Gugliotta-18/4 players-6	17,317
24	12/26	95-109	-14	@Miami	L	6-18	Richmond-38/Simmons-9	Smith-23/Smith-4	15,200
25	12/27	110-122	-12	@Orlando	L	6-19	Richmond-40/Peplowski-9	O'Neal-32/O'Neal-17	15,291
26	12/29	103-97	+6	@Washington	W	7-19	Simmons-27/Tisdale-11	MacLean-25/Gugliotta-11	18,756
27	12/30	97-91	+6	@Detroit	W	8-19	Tisdale-21/Smith,Tisdale-12	Mills-22/Polynice-13	19,399
28	1/2	119-116	+3	Dallas	W	9-19	Simmons-25/Simmons-10	Mashburn-30/Jones-7	17,317
29	1/4	112-115	-3	@Golden State	L	9-20	Richmond-34/Tisdale-11	Webber-36/Webber-13	15,025
30	1/5	106-98	+8	LA Lakers	W	10-20	Richmond-23/Chilcutt-15	Threatt-20/Divac-19	17,317
31	1/7	93-102	-9	@Seattle	L	10-21	Richmond-27/Simmons-13	Schrempf-20/Payton-8	14,709
32	1/8	98-104	-6	@Denver	L	10-22	Richmond-28/Tisdale-11	Ellis-22/Mutombo-19	14,709
33	1/11	103-95	+8	Miami	W	11-22	Tisdale-23/Tisdale-11	Smith-26/Long-12	17,317
34	1/13	115-104	+11	Charlotte	W	12-22	Tisdale-22/Smith,Tisdale-13	Mourning-18,Mourning-14	17,317
35	1/15	103-119	-16	Phoenix	L	12-23	Wilson-25/Wilson,Simmons-10	Green-35/Green-19	17,317
36	1/19	95-114	-19	Seattle	L	12-24	Wilson-18/Wilson-9	Payton-24/Cage-9	17,317
37	1/21	83-112	-29	@Utah	L	12-25	Richmond-18/Chilcutt,Tisdale-6	K. Malone-20/Spencer-11	19,911
38	1/22	109-119*	-10	Cleveland	L	12-26	Simmons,Webb-22/Simmons-9	Daugherty-27/Daugherty-15	17,317
39	1/25	91-107	-16	@San Antonio	L	12-27	Richmond-15/Simmons-7	Robinson-31/Rodman-20	17,630
40	1/27	97-113	-16	@Houston	L	12-28	Tisdale,Richmond-15/Williams-9	Olajuwon-24/Thorpe-14	11,467
41	1/29	101-108	-7	@Dallas	L	12-29	Richmond-34/Wilson-10	Jackson-24/White-14	12,157
42	2/1	102-97	+5	Portland	W	13-29	Tisdale-30/Wilson-10	C. Robinson-30/Strickland-9	17,317
43	2/4	83-108	-25	Denver	L	13-30	Smith-14/Tisdale-10	Ellis-19/Ellis-12	17,317
44	2/5	110-122	-12	@LA Clippers	L	13-31	Richmond-30/Tisdale-11	Manning-27/Harper-10	10,773
45	2/8	100-124	-24	@Portland	L	13-32	Tisdale-26/Wilson-14	Drexler-21/Williams-15	12,888
46	2/9	105-95	+10	LA Clippers	W	14-32	Richmond-35/Simmons-11	Harper-26/Williams-8	17,317
47	2/10	103-84	+19	@LA Lakers	W	15-32	Simmons-32/Causwell-11	Van Exel-17/Lynch-16	10,785
48	2/15	113-123	-10	@Golden State	L	15-33	Williams-22/Simmons-6	Owens-29/Owens,Johnson-10	15,025
49	2/16	94-92*	+2	Philadelphia	W	16-33	Richmond-32/Williams-15	Weatherspoon-20/Perry-13	17,317
50	2/18	90-81	+9	Utah	W	17-33	Richmond-27/Simmons-13	K. Malone-19/Spencer-18	17,317
51	2/21	86-112	-26	@Phoenix	L	17-34	Tisdale-14/Causwell,Simmons-8	Barkley-23/Barkley-11	19,023
52	2/22	95-93	+2	Boston	W	18-34	Richmond-23/Simmons,Tisdale-8	McDaniel-22/Fox-15	17,317
53	2/24	102-90	+12	LA Lakers	W	19-34	Simmons-29/Polynice-12	Threatt-28/Divac-16	17,317
54	2/25	111-121	-10	@LA Clippers	L	19-35	Richmond-37/Polynice-20	Spencer-28/Spencer-14	8083
55	3/1	88-100	-12	New York	L	19-36	Richmond-29/Polynice,Tisdale-9	Ewing-28/Ewing-21	17,317
56	3/5	98-114	-16	@Seattle	L	19-37	Webb-21/Polynice-8	Kemp-25/Kemp-14	14,677
57	3/6	85-102	-17	Seattle	L	19-38	Spencer-18/Polynice-11	Payton-24/Kemp-11	17,317
58	3/8	82-103	-21	@Cleveland	L	19-39	Tisdale,Richmond-16/Polynice-13	Williams,Brandon-18/Hill-13	18,341
59	3/9	104-96	+8	@Minnesota	W	20-39	Richmond-35/Polynice-10	West,Person-28/Person-9	17,436
60	3/11	108-100	+8	@Milwaukee	W	21-39	Richmond-25/Polynice-21	Baker-22/Baker-11	17,508
61	3/12	94-111	-17	@Chicago	L	21-40	Richmond-22/Simmons-7	Pippen-20/3 players-8	18,676
62	3/14	102-108	-6	Detroit	L	21-41	Richmond-21/Polynice-13	Thomas-22/Chilcutt-12	17,317
63	3/16	132-111	+21	New Jersey	W	22-41	Richmond-25/Polynice-12	Coleman-29/Williams,Colmn-9	17,317
64	3/18	115-103	+12	@Denver	W	23-41	Richmond-29/Polynice-10	Pack-24/Williams-17	17,171
65	3/19	100-107	-7	@San Antonio	L	23-42	Richmond-27/Polynice-9	Robinson-48/Robinson-16	20,640
66	3/22	94-96	-2	Portland	L	23-43	Simmons-26/Tisdale-17	Drexler-28/Williams-15	17,317
67	3/24	91-107	-16	San Antonio	L	23-44	Richmond-24/Tisdale-7	Robinson-38/Rodman-18	17,317
68	3/25	91-100	-9	@Portland	L	23-45	Simmons-20/Polynice-8	Drexler-23/Williams-14	12,888
69	3/29	101-122	-21	Houston	L	23-46	Richmond-24/Tisdale-10	Thorpe-21/Thorpe-18	17,317
70	3/31	102-106	-4	Atlanta	L	23-47	Williams-32/Simmons-9	Willis-29/Willis-21	17,317
71	4/2	102-87	+15	Minnesota	W	24-47	Tisdale-24/Polynice-17	Laettner-19/Kings-12	17,317
72	4/5	80-88	-8	Dallas	L	24-48	Richmond-22/Polynice-16	Jackson-16/Rooks-10	17,317
73	4/6	123-128*	-5	@LA Lakers	L	24-49	Richmond-39/Polynice-15	Worthy-31/Divac-14	12,066
74	4/8	104-101	+3	Phoenix	W	25-49	Richmond-33/Polynice-11	Barkley-30/Barkley-16	17,317
75	4/11	118-97	+21	LA Clippers	W	26-49	Tisdale-26/Polynice-18	Vaught-21/Vaught-11	17,317
76	4/12	91-126	-35	@Utah	L	26-50	Richmond-20/Spencer-10	Malone-21/Malone-11	19,911
77	4/14	99-104	-5	@Houston	L	26-51	Richmond-26/Polynice-20	Olajuwon-34/Horry-14	13,127
78	4/16	106-98	+8	@Dallas	W	27-51	Tisdale-32/Polynice-10	Jackson-20/Jones-13	12,376
79	4/19	108-115	-7	Utah	L	27-52	Webb-28/Polynice-10	Malone-30/Malone-13	17,317
80	4/21	96-121	-25	@Golden State	L	27-53	Tisdale-17/Wilson-11	Grayer-19/Owens-12	15,025
81	4/23	100-101	-1	@Phoenix	L	27-54	Webb-32/Polynice-16	K. Johnson-20/Barkley-14	19,023
82	4/24	105-97	+8	Golden State	W	28-54	Webb-25/Polynice-14	Jennings-15/Gatling-13	17,317

* = OT

BACK TO TABLE OF CONTENTS

1994-95 SACRAMENTO KINGS



Front row — from left to right, Michael Smith, Brian Grant, Walt Williams, Duane Causwell, Olden Polynice, Lionel Simmons, Henry Turner. **Back row — from left to right,** Head Coach Garry St. Jean, Assistant Coach Eddie Jordan, Assistant Coach Mike Bratz, Mitch Richmond, Randy Brown, Spud Webb, Bobby Hurley, Doug Lee, Assistant Trainer Pete Youngman, Trainer Bill Jones.

FINAL STATISTICS

PLAYER	G.	MIN.	FGM	FGA	PCT.	FTM	FTA	PCT.	OFF.	DEF.	TOT.	AST.	PF	DQ	STL.	TO	BLK.	PTS.	AVG.
Mitch Richmond	82	3172	668	1497	.446	375	445	.843	69	288	357	311	227	2	91	234	29	1867	22.8
Walt Williams	77	2739	445	998	.446	266	364	.731	100	245	345	316	265	3	123	243	63	1259	16.4
Brian Grant	80	2289	413	809	.511	231	363	.636	207	391	598	99	276	4	49	163	116	1058	13.2
Spud Webb	76	2458	302	689	.438	226	242	.934	29	145	174	468	148	0	75	185	8	878	11.6
Olden Polynice	81	2534	376	691	.544	124	194	.639	277	448	725	62	238	0	48	113	52	877	10.8
Michael Smith	82	1736	220	406	.542	127	262	.485	174	312	486	67	235	1	61	106	49	567	6.9
Lionel Simmons	58	1064	131	312	.420	59	84	.702	61	135	196	89	118	0	28	70	23	327	5.6
Alaa Abdelnaby*	51	476	117	220	.532	20	35	.571	34	72	106	13	102	1	15	40	12	254	5.0
Randy Brown	67	1086	124	287	.432	55	82	.671	24	84	108	133	153	0	99	78	19	317	4.7
Bobby Hurley	68	1105	103	284	.363	58	76	.763	14	56	70	226	79	0	29	110	0	285	4.2
Duane Causwell	58	820	76	147	.517	57	98	.582	57	117	174	15	146	4	14	33	80	209	3.6
Trevor Wilson*	15	147	18	40	.450	11	14	.786	10	16	26	12	12	0	4	6	2	47	3.1
Henry Turner	30	149	23	57	.404	20	35	.571	17	11	28	7	20	0	8	12	1	68	2.3
Doug Lee	22	75	9	25	.360	18	21	.857	0	5	5	5	18	0	6	5	3	43	2.0
Derrick Phelps	3	5	0	1	.000	0	2	.000	0	0	0	1	3	0	0	0	0	0	0.0
Kings	82	19855	3025	6463	.468	1647	2317	.711	1073	2325	3398	1824	2040	15	650	1449	457	8056	98.2
Opponents	82	19855	2964	6549	.453	1833	2473	.741	1145	2268	3413	1820	2033	18	756	1348	515	8138	99.2

3-Pt. FG: Sacramento Kings 359-1037 (.346); Polynice 1-1 (1.000); Turner 2-5 (.400); Lee 7-18 (.389); Simmons 6-16 (.375); Richmond 156-424 (.368); Williams 103-296 (.348); Webb 48-145 (.331); Brown 14-47 (.298); Hurley 21-76 (.276); Grant 1-4 (.250); Smith 0-2; Causwell 0-1. Opponents 377-1240 (.304).
* Did not finish season with team

TEAM NOTES

- Kings registered a 39-43 regular-season record, marking the franchise's most victories in a season since 1982-83 (45-37). Sacramento finished fifth in the Pacific Division, and missed advancing to the NBA Playoffs by just one game after falling 102-89 at Denver (4/23/95) on the final day of the regular season in a winner-take-all battle for the eighth and final Western Conference Playoff berth.
- Guard Mitch Richmond earned Second-Team All-NBA honors after averaging 22.8 ppg, 4.4 rpg, 3.8 apg, and 1.11 spg. Richmond's 22.8 ppg led all guards in scoring and ranked eighth in the NBA.
- Richmond was named MVP of the 45th Annual All-Star Game in Phoenix, scoring a game-high 23 points (10-13 FG, 3-3 3pt, 0-0 FT) with four rebounds and two assists in only 22 minutes off the bench to lead the Western Conference to a 139-112 victory over the East. The 10-for-13 (.769) shooting performance is the third best in All-Star history.
- Forward Brian Grant was named to the NBA's First-Team All-Rookie squad, averaging 13.2 ppg (.511 FG%), 7.5 rpg, and 1.45 bpg. Grant earned Schick Rookie of the Month honors for January after averaging 15.8 ppg (.511 FG%), 9.7 rpg, and 2.13 bpg in helping lead the Kings to a 9-6 mark.

1994-95 GAME-BY-GAME

G	DATE	SCORE	+/-	OPPONENT	W/L	REC	KINGS HI. SCORER/REBOUNDER	OPP. HI. SCORER/REBOUNDER	ATT
1	11/4	107-89	+18	Phoenix	W	1-0	Richmond-20/Polynice,Grant-10	Tisdale-16/Green-12	17,317
2	11/9	108-100	+8	@Seattle	W	2-0	Richmond-28/Williams-7	Kemp-21/Kemp-9	16,352
3	11/10	84-104	-20	Portland	L	2-1	Richmond-23/Grant-9	C. Robinson-25/Dudley-17	17,317
4	11/12	105-97	+8	Atlanta	W	3-1	Richmond-32/Polynice-9	Norman-21/Long-9	17,317
5	11/15	99-105	-6	@Houston	L	3-2	Richmond-31/Polynice-11	Olajuwon-28/Olajuwon-14	14,656
6	11/17	94-96	-2	@Dallas	L	3-3	Richmond-21/Richmond-9	Mashburn-23/Taprley-9	13,516
7	11/20	96-88	+8	Cleveland	W	4-3	Grant-18/Grant-10	Hill-17/Hill-20	17,317
8	11/23	98-103	-5	New Jersey	L	4-4	Richmond-27/Causwell-11	Gilliam-24/Coleman-12	17,317
9	11/25	108-105*	+3	Denver	W	5-4	Richmond-33/Polynice-13	Pack-24/Mutombo-16	17,317
10	11/27	89-94	-5	Utah	L	5-5	Richmond-25/Polynice-11	Malone-25/Malone,Benoit-14	17,317
11	11/29	94-89	+5	@Miami	W	6-5	Williams-20/Grant-7	Coles-19/Rice,Willis-7	14,301
12	11/30	107-114	-7	@Orlando	L	6-6	Richmond-20/Grant-8	O'Neal-41/Grant-11	16,010
13	12/2	96-99	-3	@Philadelphia	L	6-7	Richmond-30/Polynice-9	Burton-25/Bradley,Williams-7	9,336
14	12/3	94-89	+5	@New Jersey	W	7-7	Richmond-31/Smith-11	Gilliam-22/Williams-14	20,049
15	12/6	108-95	+13	Milwaukee	W	8-7	Polynice-22/Polynice-16	Robinson-31/Conlon-12	17,317
16	12/8	103-91	+12	Seattle	W	9-7	Richmond-26/Richmond-9	Askew-17/Kemp-19	17,317
17	12/10	106-94	+12	Golden State	W	10-7	Richmond-24/Grant-12	Hardaway-23/Rozier-11	17,317
18	12/11	88-93	-5	@Portland	L	10-8	Grant,Richmond-17/Williams-7	Strickland-24/Dudley-9	12,888
19	12/13	112-107	+5	@Golden State	W	11-8	Richmond-29/Smith-8	Hardaway-23/Seikaly-12	15,025
20	12/15	84-94	-10	New York	L	11-9	Richmond-21/Smith-9	Ewing-27/Ewing-18	17,317
21	12/17	98-109	-11	@Phoenix	L	11-10	Williams,Richmond-20/Polynice-7	Barkey-27/Barkley-14	19,023
22	12/20	105-102	+3	Washington	W	12-10	Richmond-28/Polynice-15	Webber,Duckworth-19/Howard-12	17,317
23	12/22	109-89	+20	Minnesota	W	13-10	Williams,Polynice-17/Causwell-9	Rider-27/Foster-8	17,317
24	12/23	89-100	-11	@LA Lakers	L	13-11	Richmond-25/Polynice-18	Jones-27/Divac-10	12,637
25	12/26	103-123	-20	@Seattle	L	13-12	Grant-23/Smith-13	Perkins-26/Kemp-9	15,780
26	12/27	102-101	+1	Portland	W	14-12	Richmond-30/Simmons-10	Strickland-22/Dudley-10	17,317
27	12/30	85-82	+3	Philadelphia	W	15-12	Richmond-21/Polynice,Williams-11	Barros-23/Bradley-16	17,317
28	1/3	100-108	-8	Phoenix	L	15-13	Webb-23/Polynice-14	Barkley-26/Manning-10	17,317
29	1/5	94-88	+6	Detroit	W	16-13	Grant-24/Polynice-15	Dumars-24/Mills-11	17,317
30	1/7	96-95	+1	Miami	W	17-13	Williams,Richmond-27/Grant,Smith-7	Rice-23/Willis,Owens-9	17,317
31	1/10	98-85	+13	@Minnesota	W	18-13	Grant-18/Polynice-15	Laettner-26/Laettner-10	13,017
32	1/11	88-97	-9	@Milwaukee	L	18-14	Richmond-19/Polynice-14	Baker-26/Pinckney-15	13,279
33	1/13	89-79	+10	@Chicago	W	19-14	Polynice-25/Grant-14	Kukoc-19/Blount-8	22,243
34	1/15	97-98	-1	@Boston	L	19-15	Grant-25/Grant,Polynice-12	Wilkins-22/Montross-13	14,890
35	1/17	95-88	+7	Portland	W	20-15	Richmond-29/Grant-16	C. Robinson-22/Dudley-11	17,317
36	1/19	112-103	+9	Golden State	W	21-15	Richmond-26/Smith-11	Hardaway-29/Alexander-17	17,317
37	1/21	92-86	+6	@LA Clippers#	W	22-15	Richmond-21/Polynice-11	Vaught-21/Vaught-13	17,751
38	1/22	87-103	-16	@Portland	L	22-16	Richmond-18/Grant-9	C. Robinson-27/Dudley-10	12,888
39	1/24	110-109**	+1	Dallas	W	23-16	Richmond-32/Polynice-17	Mashburn-35/L. Williams-13	17,317
40	1/25	88-130	-42	@Utah	L	23-17	Richmond-18/Polynice,Grant-7	Malone-25/Malone-10	19,911
41	1/28	87-84	+3	@Dallas	W	24-17	Grant-23/Grant-11	Mashburn-21/Jones-17	17,502
42	1/31	96-97	-1	San Antonio	L	24-18	Richmond-33/Grant-12	Robinson-23/Rodman-19	17,317
43	2/2	88-68	+20	Chicago	W	25-18	Williams-20/Grant-10	Pippen-22/Pippen-11	17,317
44	2/4	96-97	-1	@San Antonio	L	25-19	Abdelnaby-24/Polynice-8	Robinson-34/Rodman-22	18,436
45	2/8	86-97	-11	Houston	L	25-20	Richmond-28/Smith-8	Olajuwon-31/Olajuwon-17	17,317
46	2/14	108-101	+7	Boston	W	26-20	Williams-25/Polynice,Grant-10	Wilkins-23/Radja-18	17,317
47	2/16	98-82	+16	LA Lakers	W	27-20	Williams-18/Polynice-16	Jones-18/Jones-10	17,317
48	2/18	109-92	+17	LA Clippers	W	28-20	Richmond-25/Polynice-11	Piatkowski-20/Outlaw-7	17,317
49	2/20	93-99	-6	@Detroit	L	28-21	Webb-24/Grant-10	Hill-20/West,Miller-10	15,148
50	2/22	89-100	-11	@Charlotte	L	28-22	Williams-28/Polynice-13	Mourning-29/Mourning-17	23,698
51	2/23	90-103	-13	@New York	L	28-23	Williams-20/Polynice-11	Ewing-38/Mason-12	19,763
52	2/25	98-102	-4	@Washington	L	28-24	Richmond-32/Polynice,Grant-9	Webber-25/Muresan-8	18,756
53	2/27	99-118	-19	@Atlanta	L	28-25	Richmond-20/Grant-9	Lang,Long-20/Long-10	10,539
54	3/1	87-98	-11	Minnesota	L	28-26	Richmond-21/Polynice-11	Rooks-28/Rooks-13	17,317
55	3/3	104-109**	-5	@LA Lakers	L	28-27	Grant-29/Polynice-10	Divac-27/Divac-19	12,040
56	3/5	88-80	+8	Charlotte	W	29-27	Williams,Richmond-20/Grant-10	Curry-21/Johnson-12	17,317
57	3/7	95-102*	-7	Utah	L	29-28	Williams-31/Grant-9	Malone-33/Malone-12	17,317
58	3/9	94-109	-15	Indiana	L	29-29	Richmond-21/3 players-6	Miller-30/Smits-12	17,317
59	3/10	93-110	-17	@Utah	L	29-30	Richmond-19/Polynice-10	Malone-22/Chambers-8	19,911
60	3/12	105-93	+12	@LA Clippers	W	30-30	Williams-25/Smith-10	Vaught-20/Vaught-8	8,740
61	3/14	90-91	-1	Dallas	L	30-31	Grant-27/Polynice-18	Mashburn-27/Jones,Willms-12	17,317
62	3/16	101-123	-22	@Denver	L	30-32	Richmond-17/Polynice-8	Abdul-Rauf,Ellis-19/Mutombo-12	17,171
63	3/17	128-110	+18	Golden State	W	31-32	Richmond-27/Polynice-11	Gatling-27/Rozier-13	17,317
64	3/19	116-121	-5	@LA Lakers	L	31-33	Richmond-38/Grant,Smith-10	Van Exel-35/Bowie-11	13,219
65	3/20	91-89	+2	Denver	W	32-33	Richmond-20/Polynice-12	Abdul-Rauf-27/Rose-8	17,317
66	3/22	89-101	-12	@Cleveland	L	32-34	Richmond-19/Grant-11	Price-23/Cage-14	20,562
67	3/24	96-103	-7	@Indiana	L	32-35	Richmond-30/Grant-9	Smits-31/Davis-16	16,482
68	3/26	104-98	+6	@Minnesota	W	33-35	Richmond-23/Polynice-9	Laettner-23/Rooks-10	15,553
69	3/28	117-106	+11	Orlando	W	34-35	Richmond-35/Grant-9	O'Neal-32/O'Neal-12	17,317
70	3/30	96-113	-17	Phoenix	L	34-36	Richmond-32/Grant-8	Barkley-27/Green-10	17,317
71	3/31	95-120	-25	@Seattle	L	34-37	Grant-21/Smith-11	Payton-27/Kemp-12	14,698
72	4/4	109-105	+4	Houston	W	35-37	Williams-30/Smith-11	Drexler-29/Drexler-8	17,317
73	4/6	94-96	-2	San Antonio	L	35-38	Richmond-24/Grant-11	Robinson-29/Cummings-15	17,317
74	4/8	105-112*	-7	LA Clippers	L	35-39	Richmond-44/Polynice-9	Massenburg-26/Riley-10	17,317
75	4/11	117-85	+32	@LA Clippers	W	36-39	Williams-25/Polynice-9	Dehere,Piatkowski-14/Massenburg,Smith-5	8,836
76	4/12	109-99	+10	LA Lakers	W	37-39	Polynice-27/Polynice-16	Divac-24/Divac-15	17,317
77	4/14	88-98	-10	@San Antonio	L	37-40	Richmond-22/Polynice-13	Robinson-32/Robinson-16	25,130
78	4/15	84-98	-14	@Houston	L	37-41	Williams,Richmond-19/Grant-9	Smith-18/Olajuwon-13	16,611
79	4/18	101-111	-10	@Phoenix	L	37-42	Richmond-28/Smith-8	Barkley-28/Barkley-11	19,023
80	4/20	112-98	+14	@Golden State	W	38-42	Richmond-30/Smith-11	Wood-18/Rozier-19	15,025
81	4/21	105-97	+8	Seattle	W	39-42	Williams-27/Polynice-14	Schrempf-26/Kemp-7	17,317
82	4/23	89-102	-13	@Denver	L	39-43	Richmond-32/Polynice,Grant-8	Williams-23/Mutombo-19	17,171

* = OT

BACK TO TABLE OF CONTENTS

1995-96 SACRAMENTO KINGS



Front row — from left to right, Michael Smith, Brian Grant, Walt Williams, Duane Causwell, Olden Polynice, Lionel Simmons, Tyrone Corbin. **Back row — from left to right,** Assistant Coach Eddie Jordan, Assistant Coach Mike Bratz, Head Coach Garry St. Jean, Byron Houston, Sarunas Marciulionis, Tyus Edney, Mitch Richmond, Bobby Hurley, Clint McDaniel, Corliss Williamson, Assistant Trainer Pete Youngman, Trainer Bill Jones.

FINAL STATISTICS

PLAYER	G.	MIN.	FGM	FGA	PCT.	FTM	FTA	PCT.	OFF.	DEF.	TOT.	AST.	PF	DQ	STL.	TO	BLK.	PTS.	AVG.
Mitch Richmond	81	2946	611	1368	.447	425	491	.866	54	215	269	255	233	6	125	220	19	1872	23.1
Walt Williams*	45	1381	235	540	.435	130	172	.756	62	145	207	165	151	0	53	103	42	658	14.6
Brian Grant	78	2398	427	842	.507	262	358	.732	175	370	545	127	269	9	40	185	103	1120	14.4
Billy Owens (Tot)	62	1982	323	673	.480	157	247	.636	143	268	411	204	192	2	49	164	38	808	13.0
Billy Owens (Sac)	22	594	84	200	.420	45	70	.643	49	76	125	70	60	1	19	51	16	218	9.9
Olden Polynice	81	2441	431	818	.527	122	203	.601	257	507	764	58	250	3	52	127	66	985	12.2
Sarunas Marciulionis	53	1039	176	389	.452	155	200	.775	20	57	77	118	112	1	52	96	4	571	10.8
Tyus Edney	80	2481	305	740	.412	197	252	.782	63	138	201	491	203	2	89	192	3	860	10.8
Tyrone Corbin*	49	930	117	259	.452	77	92	.837	55	124	179	61	96	1	47	50	17	312	6.4
Kevin Gamble (Tot)	65	1325	152	379	.401	38	48	.792	21	92	113	100	147	2	35	43	8	386	5.9
Kevin Gamble (Sac)	21	292	35	82	.427	5	10	.500	7	20	27	18	28	0	4	11	3	81	3.9
Corliss Williamson	53	609	125	268	.466	47	84	.560	56	58	114	23	115	2	11	76	9	297	5.6
Michael Smith	65	1384	144	238	.605	68	177	.384	143	246	389	110	166	0	47	72	46	357	5.5
Lionel Simmons	54	810	86	217	.396	55	75	.733	41	104	145	83	85	0	31	51	20	246	4.6
Byron Houston	25	276	32	64	.500	21	26	.808	31	53	84	7	59	2	13	17	7	86	3.4
Duane Causwell	73	1044	90	216	.417	70	96	.729	86	162	248	20	173	2	27	53	78	250	3.4
Bobby Hurley	72	1059	65	230	.283	68	85	.800	12	63	75	216	121	0	28	86	3	220	3.1
Clint McDaniel	12	71	8	23	.348	12	16	.750	3	7	10	7	10	0	5	2	0	30	2.5
Kings	82	19755	2971	6494	.458	1759	2407	.731	1114	2345	3459	1829	2131	29	643	1442	436	8163	99.5
Opponents	82	19755	2987	6461	.462	1950	2596	.751	1056	2312	3368	1805	2006	21	767	1356	505	8385	102.3

3-Pt. FG: Sacramento Kings 462-1194 (.387); Smith 1-1 (1.000); Richmond 225-515 (.437); Owens 5-12 (.417); Marciulionis 64-157 (.408); Simmons 19-51 (.373); Edney 53-144 (.368); Williams 58-170 (.341); McDaniel 2-6 (.333); Houston 1-3 (.333); Polynice 1-3 (.333); Hurley 22-76 (.289); Gamble 6-23 (.261); Grant 4-17 (.235); Corbin 1-12 (.083); Causwell 0-1; Williamson 0-3. Opponents 461-1215 (.379).

* Did not finish season with team

* = OT

1995-96 PLAYOFFS

First Round (1-3)

April 26	Sacramento	85	@	Seattle	97
April 28	Sacramento	90	@	Seattle	81
April 30	Sacramento	89	vs.	Seattle	96
May 2	Sacramento	87	vs.	Seattle	101

TEAM NOTES

- Kings registered a 39-43 regular-season record, marking the franchise's most victories in a season since 1982-83 (45-37). Sacramento finished fifth in the Pacific Division, and missed advancing to the NBA Playoffs by just one game after falling 102-89 at Denver (4/23/95) on the final day of the regular season in a winner-take-all battle for the eighth and final Western Conference Playoff berth.
- Guard Mitch Richmond earned Second-Team All-NBA honors after averaging 22.8 ppg, 4.4 rpg, 3.8 apg, and 1.11 spg. Richmond's 22.8 ppg led all guards in scoring and ranked eighth in the NBA.
- Richmond was named MVP of the 45th Annual All-Star Game in Phoenix, scoring a game-high 23 points (10-13 FG, 3-3 3pt, 0-0 FT) with four rebounds and two assists in only 22 minutes off the bench to lead the Western Conference to a 139-112 victory over the East. The 10-for-13 (.769) shooting performance is the third best in All-Star history.
- Forward Brian Grant was named to the NBA's First-Team All-Rookie squad, averaging 13.2 ppg (.511 FG%), 7.5 rpg, and 1.45 bpg. Grant earned Schick Rookie of the Month honors for January after averaging 15.8 ppg (.511 FG%), 9.7 rpg, and 2.13 bpg in helping lead the Kings to a 9-6 mark.

1995-96 GAME-BY-GAME

G	DATE	SCORE	+/-	OPPONENT	W/L	REC	KINGS HI. SCORER/REBOUNDER	OPP. HI. SCORER/REBOUNDER	ATT
1	11/3	95-86	+9	Minnesota	W	1-0	Williams-20/Grant-9	Porter-19/Gugliotta-12	17,317
2	11/5	99-82	+17	LA Clippers	W	2-0	Polynice-23/Smith-12	Vaught-20/Vaught-10	17,317
3	11/7	109-106	+3	@Philadelphia	W	3-0	Richmond-23/Smith-10	Stackhouse-34/Maxwell-11	8064
4	11/8	109-90	+19	@Toronto	W	4-0	Richmond-32/Polynice-8	Murray-22/Miller-11	16,793
5	11/10	119-95	+24	@Indiana	W	5-0	Williams-19/Grant,Polynice-6	Miller-19/A. Davis-10	15,947
6	11/11	84-86	-2	@New Jersey	L	5-1	Richmond-17/Grant-14	Edwards-24/Williams-14	11,205
7	11/14	100-106	-6	LA Lakers	L	5-2	Richmond-28/Houston-12	Ceballos-31/Campbell-12	17,317
8	11/16	105-102	+3	@Portland	W	6-2	Richmond-25/Polynice-9	Strickland-23/Dudley-11	21,401
9	11/17	105-96	+9	Phoenix	W	7-2	Grant-24/Grant-13	Barkley-31/Barkley-9	17,317
10	11/19	94-108	-14	Atlanta	L	7-3	Williams,Grant-15/Williams-8	Smith-32/Lang-11	17,317
11	11/22	95-116	-21	@Utah	L	7-4	Grant,Richmond-21/Grant-9	Malone-25/Malone,Keefe-7	19,911
12	11/24	99-98	+1	@LA Lakers	W	8-4	Grant-23/Polynice-14	Ceballos-23/Ceballos-11	16,343
13	11/26	99-92	+7	New Jersey	W	9-4	Marciulionis-25/Polynice-10	Edwards-24/Gillian,Williams-10	17,317
14	11/28	91-85	+6	Denver	W	10-4	Richmond-22/Polynice-13	Abdul-Rauf-24/Mutombo-17	17,317
15	11/30	105-95	+10	Indiana	W	11-4	Polynice-21/Polynice-13	Miller-21/D. Davis-11	17,317
16	12/2	109-106	+3	Orlando	W	12-4	Grant-27/Polynice-12	Hardaway-22/Koncak-7	17,317
17	12/8	103-120	-17	Seattle	L	12-5	Richmond-26/Polynice-8	Hawkins-34/Kemp,Payton-7	17,317
18	12/10	110-90	+20	Miami	W	13-5	Richmond-15/Simmons-9	Thomas-29/Thomas-15	17,317
19	12/12	93-133	-40	Houston	L	13-6	Edney-17/Polynice-12	Olajuwon-31/Olajuwon-15	17,317
20	12/15	114-110	+4	@Houston	W	14-6	Richmond-47/Polynice-10	Olajuwon-37/3 players-7	16,611
21	12/16	106-122	-16	@San Antonio	L	14-7	Richmond-23/Polynice-11	Elliott-31/Perdue-15	15,675
22	12/18	92-85	+7	Vancouver	W	15-7	Grant-22/Simmons,Causwell-8	Reeves-23/Amaya-7	17,317
23	12/21	96-103	-7	@LA Clippers	L	15-8	Richmond-23/Grant-10	Vaught-22/Vaught-15	6020
24	12/22	83-116	-33	@LA Lakers	L	15-9	Richmond-24/3 players-7	Ceballos-27/Campbell-12	16,189
25	12/26	115-98	+17	San Antonio	W	16-9	Richmond-31/Smith-12	Robinson-25/Robinson-14	17,317
26	12/29	117-97	+20	Philadelphia	W	17-9	Richmond-20/Corbin-9	Stackhouse-22/Weathrspn-6	17,317
27	1/4	126-96	+30	Denver	W	18-9	Richmond-41/Polynice-12	Abdul-Rauf-26/McDyess-9	17,317
28	1/6	115-106	+9	Golden State	W	19-9	Williams-27/Polynice-10	Smith-25/Smith-8	17,317
29	1/9	88-104	-16	@Atlanta	L	19-10	Marciulionis,Richmond-19/Polynice-13	Long-20/Augmon-7	9004
30	1/10	104-113	-9	@Boston	L	19-11	Richmond-31/Polynice-6	Radja-25/Radja-10	17,156
31	1/12	88-117	-29	@Washington	L	19-12	Grant-17/Polynice-7	Howard-29/Muresan-16	18,756
32	1/13	119-111	+8	@New York	W	20-12	Richmond-32/Polynice-11	Ewing-29/Ewing-11	19,763
33	1/15	94-103	-9	@Minnesota	L	20-13	Grant-25/Polynice-8	Rider-29/Gugliotta-8	14,102
34	1/18	105-100	+5	Portland	W	21-13	Richmond-38/Polynice-16	McKie-18/McKie-8	17,317
35	1/20	115-110	+5	@Denver	W	22-13	Richmond-22/Polynice-13	Abdul-Rauf-36/McDyess-12	16,820
36	1/21	97-111	-14	@Phoenix	L	22-14	Richmond-21/Polynice-10	Barkley-22/Barkley-13	19,023
37	1/23	109-111	-2	Dallas	L	22-15	Richmond-36/Grant-16	Jackson-30/Meyer,Kidd-10	17,317
38	1/26	118-124	-6	@Golden State	L	22-16	Richmond-36/Polynice-8	Sprewell-26/Smith-14	15,025
39	1/30	102-75	+27	Toronto	W	23-16	Williams-29/Polynice,Smith-10	Miller-18/Massenburg-5	17,317
40	2/1	85-105	-20	Chicago	L	23-17	Richmond-30/Polynice-13	Jordan-27/Rodman-21	17,317
41	2/3	94-85	+9	@Detroit	W	24-17	Richmond-34/Polynice-14	Hill-22/Ratliff-13	17,350
42	2/5	92-103	-11	@Miami	L	24-18	Richmond-18/Polynice-7	Mourning-25/Willis-14	14,284
43	2/6	102-112	-10	@Orlando	L	24-19	Richmond-25/Smith-9	Hardaway-24/Grant-8	17,248
44	2/8	105-115	-10	@Charlotte	L	24-20	Richmond-29/Polynice-10	Rice-33/Johnson-11	24,042
45	2/13	90-94	-4	Minnesota	L	24-21	Richmond-32/Williams,Polynice-9	Rider-18/Gugliotta-11	17,317
46	2/14	86-93	+7	@Vancouver	L	24-22	Richmond-30/Smith-8	Anthony-21/Reeves-11	15,391
47	2/16	102-130	-28	Boston	L	24-23	Polynice-20/Polynice,Smith-8	Radja-31/Williams-8	17,317
48	2/19	111-118*	-7	@Houston	L	24-24	Richmond-31/Polynice-15	Olajuwon-40/Olajuwon-13	16,285
49	2/21	91-93	-2	@Dallas	L	24-25	Richmond-19/Grant-15	Jackson-21/Williams-20	14,980
50	2/23	105-112	-7	San Antonio	L	24-26	Polynice,Richmond-20/Polynice-12	Robinson-31/Robinson-14	17,317
51	2/24	91-104	-13	@Seattle	L	24-27	Richmond-22/Polynice-9	Kemp-30/Kemp-18	17,072
52	2/26	78-93	-15	Detroit	L	24-28	Owens-21/Grant-10	Hill-21/Thorpe-13	17,317
53	2/28	90-85	+5	New York	W	25-28	Richmond-22/Owens-18	Ewing-31/Ewing,Mason-13	17,317
54	2/29	110-122	-12	@LA Clippers	L	25-29	Richmond-29/Polynice-12	Vaught-23/Williams-12	8680
55	3/3	99-108	-9	Washington	L	25-30	Richmond-35/Edney-10	Cheaney-25/Howard-10	17,317
56	3/5	97-112	-15	Utah	L	25-31	Richmond-28/Causwell-9	Stockton-30/Malone-15	17,317
57	3/7	89-102	-13	LA Lakers	L	25-32	Polynice-21/Polynice-13	Campbell-29/Campbell-11	17,317
58	3/8	105-117	-12	@Portland	L	25-33	Richmond-30/Polynice-10	Sabonis-23/Sabonis-17	20,485
59	3/10	96-95	+1	@Golden State	W	26-33	Richmond-19/Polynice-10	Willis-21/Smith-11	15,025
60	3/11	92-88	+4	Vancouver	W	27-33	Richmond-29/Polynice-12	Reeves-26/Reeves-12	17,317
61	3/13	104-95	+9	Milwaukee	W	28-33	Richmond-25/Smith-11	Robinson-25/Benjamin-18	17,317
62	3/15	87-113	-26	@Minnesota	L	28-34	Richmond-26/Polynice-8	Mitchell-23/Garnett-9	13,277
63	3/17	84-115	-31	@Cleveland	L	28-35	Richmond-18/Owens-10	Brandon-26/Sura-7	17,821
64	3/19	67-89	-22	@Chicago	L	28-36	Richmond-23/Causwell-14	Jordan-20/Jordan-9	23,312
65	3/20	122-97	+25	@Milwaukee	W	29-36	Grant-30/Polynice-10	Newman-19/Baker-9	13,176
66	3/22	80-78	+2	Portland	W	30-36	Richmond-19/Grant-12	C. Robinson-15/Dudley-13	17,317
67	3/24	110-112	-2	Seattle	L	30-37	Polynice-24/Grant,Polynice-12	Payton-38/Kemp,Payton-11	17,317
68	3/26	98-102	-4	@Phoenix	L	30-38	Richmond-27/Polynice-13	Barkley-29/Barkley-12	19,023
69	3/29	107-101*	+6	Charlotte	W	31-38	Marciulionis-25/Grant-10	Anderson-24/Parish-13	17,317
70	3/31	105-100*	+5	Cleveland	W	32-38	Grant-32/Grant-10	Brandon-20/Cage-11	17,317
71	4/2	104-97	+7	@Dallas	W	33-38	Grant-25/Smith-10	McCloud-26/Williams-12	15,194
72	4/3	96-117	-21	@San Antonio	L	33-39	Polynice-27/Polynice-11	Del Negro-25/Robinson-9	13,910
73	4/5	96-91	+5	Houston	W	34-39	Richmond-28/Grant,Polynice-12	Drexler-23/Brown,Bryant-11	17,317
74	4/7	92-107	-15	Utah	L	34-40	Richmond-27/Grant-9	Malone-35/Keefe-9	17,317
75	4/9	95-86	+9	Dallas	W	35-40	Grant-25/Polynice-10	McCloud-37/Jones-11	17,317
76	4/10	89-108	-19	@Seattle	L	35-41	Simmons-19/Polynice-5	Schrempf-20/Johnson-12	17,072
77	4/12	98-99	-1	@Vancouver	L	35-42	Marciulionis-22/Polynice-9	Reeves-20/Amaya-13	18,619
78	4/14	101-96	+5	LA Clippers	W	36-42	Richmond-30/Polynice-18	Vaught-18/Vaught-10	17,317
79	4/15	90-86	+4	@Denver	W	37-42	Polynice-25/Polynice-17	McDyess-19/L. Ellis-9	15,415
80	4/17	103-102	+1	Phoenix	W	38-42	Richmond-32/Owens-9	Manning-22/Bennett-8	17,317
81	4/20	92-104	-12	@Utah	L	38-43	Polynice-21/Smith-10	Malone-18/Foster-9	19,911
82	4/21	107-100	+7	Golden State	W	39-43	Richmond-20/Smith-13	Armstrong-24/Smith-10	17,317

* = OT

BACK TO TABLE OF CONTENTS



Front row — from left to right, Vice President, Basketball Operations Geoff Petrie, Michael Smith, Brian Grant, Billy Owens, Olden Polynice, Kevin Salvadori, Lionel Simmons, Corliss Williamson, Managing General Partner Jim Thomas. **Back row — from left to right,** Assistant V.P., Basketball Operations Wayne Cooper, Assistant Coach Mike Bratz, Head Coach Eddie Jordan, Mahmoud Abdul-Rauf, Tyus Edney, Mitch Richmond, Bobby Hurley, Jeff Grayer, Kevin Gamble, Trainer Pete Youngman, Assistant Coach Pete Carril, Director, Player Personnel Jerry Reynolds.

FINAL STATISTICS

PLAYER	G.	MIN.	FGM	FGA	PCT.	FTM	FTA	PCT.	OFF.	DEF.	TOT.	AST.	PF	DQ	STL.	TO	BLK.	PTS.	AVG.
Mitch Richmond	81	3125	717	1578	.454	457	531	.861	59	260	319	338	211	1	118	237	24	2095	25.9
Mahmoud Abdul-Rauf	75	2131	411	924	.445	115	136	.846	16	106	122	189	174	3	56	119	6	1031	13.7
Olden Polynice	82	2893	442	967	.457	141	251	.562	272	500	772	178	298	4	46	166	80	1025	12.5
Corliss Williamson	79	1992	371	745	.498	173	251	.689	139	187	326	124	263	4	60	157	49	915	11.6
Billy Owens	66	1995	299	640	.467	101	145	.697	134	258	392	187	187	4	62	133	25	724	11.0
Brian Grant	24	607	91	207	.440	70	90	.778	49	93	142	28	75	0	19	44	25	252	10.5
Tyus Edney	70	1376	150	391	.384	177	215	.823	34	79	113	226	98	0	60	112	2	485	6.9
Michael Smith	81	2526	202	375	.539	128	258	.496	257	512	769	191	251	3	82	130	60	532	6.6
Kevin Gamble	62	953	123	286	.430	7	10	.700	13	94	107	77	76	0	21	27	17	307	5.0
Jeff Grayer	25	316	38	83	.458	11	20	.550	21	17	38	25	42	0	8	15	7	91	3.6
Lionel Simmons	41	521	45	136	.331	42	48	.875	30	74	104	57	63	0	8	34	13	139	3.4
Bobby Hurley	49	632	46	125	.368	37	53	.698	9	29	38	146	53	0	27	55	3	143	2.9
Devin Gray*	3	25	3	11	.273	2	4	.500	3	6	9	2	3	0	3	0	0	8	2.7
Duane Causwell	46	581	48	94	.511	20	37	.541	57	70	127	20	131	5	15	34	38	118	2.6
Kevin Salvadori	23	154	12	33	.364	13	18	.722	6	19	25	10	17	0	2	12	13	37	1.6
Lloyd Daniels*	5	28	2	16	.125	0	0	–	1	3	4	1	4	0	1	3	0	6	1.2
Kings	82	19855	3000	6611	.454	1494	2067	.723	1100	2307	3407	1799	1946	24	588	1332	362	7908	96.4
Opponents	82	19855	3010	6521	.462	1723	2337	.737	1063	2341	3404	1777	1789	18	716	1257	429	8185	99.8

3-Pt. FG: Sacramento Kings 414-1058 (.391); Causwell 2-3 (.667); Gamble 54-112 (.482); Richmond 204-477 (.428); Abdul-Rauf 94-246 (.382); Grayer 4-11 (.364); Owens 25-72 (.347); Hurley 14-45 (.311); Simmons 7-30 (.233); Edney 8-42 (.190); Daniels 2-11 (.182); Polynice 0-6; Williamson 0-3. Opponents 442-1254 (.352).

* Did not finish season with team* Did not finish season with team

TEAM NOTES

- Kings closed out the 49th season in franchise history and the 12th in the Sacramento-era with a regular-season record of 34-48, finishing sixth in the Pacific Division and ninth overall in the Western Conference. The 34 victories were the fourth most in the Sacramento-era. With a 22-19 mark at ARCO Arena, the Kings posted a winning record at home for the third straight season.
- Guard Mitch Richmond earned Second-Team All-NBA honors after averaging 25.9 ppg, 3.9 rpg, 4.2 apg, and 1.46 spg. Richmond ranked fourth in the NBA in scoring while also ranking 34th in assists, 34th in steals, fifth in three-point percentage, 14th in free throw percentage, and 22nd in minutes.
- Eddie Jordan took over the head coaching reins from Garry St. Jean on 3/20/97. The Kings posted a 6-9 mark under Jordan, including a late playoff run in which the club registered a 5-3 mark in the final eight games of the season. St. Jean compiled a 159-236 (.402) record in five seasons as Kings head coach (1992-93 — 1996-97).
- Kings accepted a $70 million dollar loan from the City of Sacramento and a revised signage and promotional package from ARCO Products Company to remain in Sacramento on 2/18/97.

G	DATE	SCORE	+/-	OPPONENT	W/L	REC	KINGS HI. SCORER/REBOUNDER	OPP. HI. SCORER/REBOUNDER	ATT
1	11/1	85-96	-11	@Houston	L	0-1	Abdul-Rauf-17/Smith-10	Drexler-25/Olajuwon-13	16,285
2	11/2	107-94	+13	@Dallas	W	1-1	Richmond-24/Grant-15	Jackson-26/Miller-11	18,042
3	11/5	80-102	-22	Houston	L	1-2	Abul-Rauf-16/Polynice-11	Olajuwon-34/Barkley-12	17,317
4	11/7	87-91	-4	Atlanta	L	1-3	Richmond-29/Polynice-15	Laettner-23/Mutombo-20	17,317
5	11/9	103-102	+1	Portland	W	2-3	Richmond-29/3 players-7	Sabonis-21/Sabonis-13	17,317
6	11/11	94-110	-16	Seattle	L	2-4	Richmond-28/Smith-17	Kem-31/Kemp-9	17,317
7	11/13	74-105	-31	@Utah	L	2-5	Richmond-16/Causwell-8	Malone-22/Ostertag-13	19,283
8	11/15	103-99	+4	Milwaukee	W	3-5	Richmond-30/Polynice-12	Robinson-29/Gilliam-13	17,317
9	11/16	96-108	-12	@Seattle	L	3-6	Richmond-27/Owens-8	Kemp-25/Kemp-12	17,072
10	11/18	84-83	+1	@Vancouver	W	4-6	Owens-17/Polynice-11	Reeves-19/Rogers-9	14,672
11	11/19	90-92*	-2	@Portland	L	4-7	Abdul-Rauf-31/Polynice-12	Robinson-23/Sabonis,Dudley-10	20,245
12	11/22	108-111**	-3	Miami	L	4-8	Richmond-32/Smith-9	Hardaway-22/Mourning-14	17,317
13	11/24	74-103	-29	@Cleveland	L	4-9	Richmond-23/Simmons-9	Brandon-21/Mills-9	13,786
14	11/26	98-87	+11	@Toronto	W	5-9	Abdul-Rauf-18/Owens-8	Stoudamire-27/Jones-16	15,037
15	11/28	83-101	-18	@Indiana	L	5-10	Richmond-18/Owens-7	Miller-19/D. Davis-12	14,732
16	11/30	101-115	-14	@New York	L	5-11	Richmond-25/Polynice-8	Ewing-29/Ewing-14	19,763
17	12/1	66-95	-29	@Detroit	L	5-12	Williamson-15/Smith-9	Hill-23/Hill-14	14,063
18	12/3	96-89	+7	@Minnesota	W	6-12	Richmond-29/Owens-11	Gugliotta-22/Gugliotta-13	11,191
19	12/6	95-101	-6	Phoenix	L	6-13	Richmond-22/Owens-16	Manning-19/Williams-10	17,317
20	12/8	91-84	+7	Orlando	W	7-13	Richmond-22/Smith-13	Armstrong-17/Grant-9	17,317
21	12/10	90-92	-2	LA Lakers	L	7-14	Polynice-18/Polynice-12	O'Neal-27/O'Neal-13	17,317
22	12/12	93-86	+7	Dallas	W	8-14	Richmond-24/Smith-12	Gatling-21/Gatling-9	17,317
23	12/14	94-106	-12	@LA Clippers	L	8-15	Richmond-33/Polynice-10	Dehere-16/Vaught-18	7269
24	12/16	89-97	-8	Washington	L	8-16	Richmond-28/Smith-15	Webber-24/Webber-14	17,317
25	12/18	79-95	-16	@Denver	L	8-17	Richmond-32/Polynice-18	Johnson-18/Johnson-23	7682
26	12/19	112-105	+7	Minnesota	W	9-17	Richmond-31/Polynice-12	Gugliotta-33/Gugliotta-12	17,317
27	12/21	101-99*	+2	Portland	W	10-17	Richmond-37/Smith-13	Wallace-38/Sabonis-11	17,317
28	12/23	100-88	+12	LA Clippers	W	11-17	Richmond-23/Polynice-14	Rogers-20/Vaught-10	17,317
29	12/26	111-88	+23	Vancouver	W	12-17	Richmond,Polynice-18/Smith-12	Abdur-Rahim-20/Abdur-Rhm-9	17,317
30	12/28	126-96	+30	Boston	W	13-17	Richmond-27/Smith-10	Day-24/Walker-9	17,317
31	12/30	88-100	-12	@Phoenix	L	13-18	Richmond-40/Owens-12	Johnson-28/Williams-9	19,023
32	1/2	83-90	-7	LA Lakers	L	13-19	Richmond-32/Polynice-15	O'Neal-25/O'Neal-16	17,317
33	1/3	93-100	-7	@LA Lakers	L	13-20	Richmond-33/Polynice-9	Campbell-22/Campbell-15	17,505
34	1/5	107-106	+1	Philadelphia	W	14-20	Abdul-Rauf-25/Smith-12	Coleman-35/Coleman-16	17,317
35	1/7	96-109	-13	Denver	L	14-21	Richmond-19/Polynice-13	L. Ellis-33/Johnson-16	17,317
36	1/11	109-101	+8	@Vancouver	W	15-21	Richmond-32/Smith-11	Abdur-Rahim-37/Reeves-10	16,092
37	1/12	93-97	-4	Charlotte	L	15-22	Abdul-Rauf-22/Smith-14	Rice-26/Divac-15	17,317
38	1/14	105-98*	+7	Indiana	W	16-22	Richmond-37/Owens-11	A. Davis-30/A. Davis-11	17,317
39	1/16	80-89	-9	@Houston	L	16-23	Richmond-23/Polynice-16	Olajuwon-26/Barkley-10	16,285
40	1/17	76-96	-20	@San Antonio	L	16-24	Williamson-16/Smith,Causwell-12	Elliot-19/Perdue-11	13,938
41	1/22	97-92	+5	Detroit	W	17-24	Richmond-38/Smith-12	Hill-33/Thorpe-13	17,317
42	1/24	107-92	+15	@Philadelphia	W	18-24	Richmond-33/Polynice-14	Stackhouse-29/Weatherspoon-11	13,428
43	1/25	105-113	-8	@Washington	L	18-25	Richmond-38/Smith-11	Webber-27/Howard-13	18,756
44	1/28	91-88	3	@Minnesota	W	19-25	Richmond-28/Smith-14	Gugliotta-25/Gugliotta-8	14,119
45	1/30	93-111	-18	Chicago	L	19-26	Richmond-28/Smith-11	Jordan-32/Longley-11	17,317
46	2/1	113-107	+6	@Denver	W	20-26	Richmond-35/Richmond-13	L. Ellis-27/L. Ellis-7	10,821
47	2/3	85-79	+6	@San Antonio	W	21-26	Richmond-26/Polynice-17	Maxwell-15/Anderson-12	12,764
48	2/4	96-104	-8	@Dallas	L	21-27	Richmond-31/Polynice-8	Cassell-20/McCloud-9	12,338
49	2/6	100-115	-15	@Charlotte	L	21-28	Richmond-37/Smith-11	Mason-22/Divac-10	24,042
50	2/11	98-120	-22	Utah	L	21-29	Richmond-34/Polynice-11	Malone-30/Malone-8	17,317
51	2/13	105-98	+7	LA Clippers	W	22-29	Richmond-41/Polynice-15	Sealy-20/Outlaw,Vaught-8	17,317
52	2/16	105-85	+20	Golden State	W	23-29	Polynice-23/Smith-16	Sprewell-20/Smith-9	17,317
53	2/18	95-84	+11	Minnesota	W	24-29	Richmond-20/Polynice-21	Gugliotta-28/Gugliotta-18	17,317
54	2/20	87-109	-22	New York	L	24-30	Richmond-25/Smith-9	Ewing-24/Oakley-12	17,317
55	2/25	90-97	-7	@New Jersey	L	24-31	Richmond-32/Smith-17	Gill-28/McDaniel-13	13,010
56	2/26	111-105	+6	@Boston	W	25-31	Richmond-38/Polynice-14	Fox-25/Walker-9	15,651
57	2/28	108-126	-18	@Chicago	L	25-32	Abdul-Rauf-26/Polynice-11	Jordan-35/Rodman-11	23,836
58	3/1	103-92	+11	@Milwaukee	W	26-32	Owens-31/Owens-17	Baker-20/Baker-15	16,987
59	3/3	108-95	+13	New Jersey	W	27-32	Abdul-Rauf-22/Smith-12	Cassell-24/Jackson-11	17,317
60	3/5	105-100	+5	Denver	W	28-32	Richmond-34/Owens-13	Stith-21/Johnson-18	17,317
61	3/7	87-104	-17	@Phoenix	L	28-33	Richmond-32/Polynice-14	Johnson-21/Williams-10	19,023
62	3/9	98-102	-4	@Golden State	L	28-34	Abdul-Rauf-24/Polynice-8	Sprewell-20/Smith-8	16,242
63	3/11	85-88	-3	Cleveland	L	28-35	Richmond-29/Smith-15	Mills-21/Hill-13	17,317
64	3/13	96-103	-7	Toronto	L	28-36	Richmond-26/Polynice,Smith-8	Stoudamire-31/Camby,Wilms-6	17,317
65	3/16	88-89	-1	Dallas	L	28-37	Richmond-26/Polynice-13	Strickland-21/Bradley-11	17,317
66	3/18	87-92	-5	@Portland	L	28-38	Richmond-29/Polynice-8	Anderson-22/Sabonis-9	21,029
67	3/19	98-108	-10	@LA Clippers	L	28-39	Richmond-29/Smith-13	Sealy-27/Vaught-12	6227
68	3/21	114-110*	+4	San Antonio	W	29-39	Richmond-28/Polynice,Smith-13	Wilkins-31/Perdue,Feick-7	17,317
69	3/22	99-113	-14	@Seattle	L	29-40	Richmond-25/Smith-11	Hawkins-22/Hawkins-8	17,072
70	3/25	103-114	-11	@Orlando	L	29-41	Richmond-34/Smith-12	Hardaway-30/Seikaly-14	17,248
71	3/26	88-101	-13	@Miami	L	29-42	Richmond-32/Smith-7	Mourning,Hardwy-26/Austin-9	14,973
72	3/29	74-88	-14	@Atlanta	L	29-43	Owens-15/Smith-12	Laettner-24/Mutombo-15	14,942
73	4/2	87-118	-31	@Utah	L	29-44	Richmond-18/Williamson-7	Malone-23/Ostertag-11	19,911
74	4/4	94-108	-14	Houston	L	29-45	Richmond-23/Grant-9	Olajuwon-25/Barkley-12	17,317
75	4/6	113-101	+12	Seattle	W	30-45	Richmond-27/Smith-12	Payton-19/Kemp,Schrempf-8	17,317
76	4/8	109-93	+16	Vancouver	W	31-45	Richmond-26/Smith-10	Reeves-28/Reeves-13	17,317
77	4/10	99-101	-2	Phoenix	L	31-46	Richmond-23/Polynice-12	Tisdale-19/Williams-13	17,317
78	4/11	97-87	+10	Golden State	W	32-46	Richmond-24/Williamson-13	Sprewell-24/Fuller-13	17,317
79	4/14	120-106	+14	San Antonio	W	33-46	Richmond-33/Grant-12	Del Negro-29/Perdue-18	17,317
80	4/17	99-108	-9	@LA Lakers	L	33-47	Richmond-23/Polynice-11	O'Neal-42/O'Neal-12	17,505
81	4/19	122-120*	+2	@Golden State	W	34-47	Abdul-Rauf-28/Smith-11	Marshall-24/Fuller-10	18,388
82	4/20	109-113	-4	Utah	L	34-48	Abdul-Rauf-34/Polynice-9	Malone-18/Malone-6	17,317

* = OT

BACK TO TABLE OF CONTENTS



Front row — from left to right, Corliss Williamson, Lawrence Funderburke, Olden Polynice, Michael Stewart, Otis Thorpe, Mark Hendrickson, Billy Owens. **Back row — from left to right,** Assistant Coach Ralph Lewis, Head Coach Eddie Jordan, Assistant Coach Pete Carril, Assistant Coach Mike Bratz, Mitch Richmond, Terry Dehere, Mahmoud Abdul-Rauf, Anthony Johnson, Chris Robinson, Tariq Abdul-Wahad, Trainer Pete Youngman, Assistant Trainer Chuck Tache, Equipment Manager Robert Pimental, Strength and Conditioning Coach Al Biancani.

FINAL STATISTICS

PLAYER	G.	MIN.	FGM	FGA	PCT.	FTM	FTA	PCT.	OFF.	DEF.	TOT.	AST.	PF	DQ	STL.	TO	BLK.	PTS.	AVG.
Mitch Richmond	70	2569	543	1220	.445	407	471	.864	50	179	229	279	154	0	88	181	15	1623	23.2
Corliss Williamson	79	2819	561	1134	.495	279	443	.630	162	284	446	230	252	4	76	199	48	1401	17.7
Billy Owens	78	2348	338	728	.464	116	197	.589	170	412	582	219	231	5	93	153	38	818	10.5
Otis Thorpe (TOT)	74	2197	294	624	.471	164	240	.683	151	386	537	222	238	4	48	152	30	752	10.2
Otis Thorpe (SAC)	27	623	89	194	.459	46	70	.657	51	115	166	61	80	1	18	37	7	224	8.3
L. Funderburke	52	1094	191	390	.490	110	162	.679	80	154	234	63	56	0	19	62	15	493	9.5
Olden Polynice	70	1458	249	542	.459	52	115	.452	173	266	439	107	158	0	37	98	45	550	7.9
Anthony Johnson	77	2266	226	609	.371	80	110	.727	51	120	171	329	188	1	64	120	6	574	7.5
M. Abdul-Rauf	31	530	103	273	.377	16	16	1.000	6	31	37	58	31	0	16	19	1	227	7.3
Tariq Abdul-Wahad		59	959	144	357	.403	84	125	.672	44	72	116	51	81	0	35	65	13	376
6.4																			
Terry Dehere	77	1410	180	451	.399	79	99	.798	21	85	106	196	150	0	52	96	4	489	6.4
Michael Stewart	81	1761	155	323	.480	65	142	.458	197	339	536	61	251	6	29	85	195	375	4.6
C. Robinson (TOT)	35	414	65	174	.374	8	16	.500	9	37	46	39	50	0	19	33	4	162	4.6
C. Robinson (SAC)	19	271	42	111	.378	7	14	.500	9	24	33	29	29	0	12	18	3	108	5.7
Michael Smith*	18	347	26	61	.426	17	30	.567	35	65	100	29	35	0	15	15	9	69	3.8
Bobby Hurley*	34	417	47	115	.409	30	37	.811	7	29	36	80	36	0	13	42	0	128	3.8
Mark Hendrickson	48	737	58	149	.389	47	57	.825	33	110	143	41	60	0	26	31	9	163	3.4
Derek Grimm*	9	34	4	14	.286	2	2	1.000	0	4	4	0	6	0	3	3	1	14	1.6
Kevin Salvadori*	16	87	1	13	.077	3	6	.500	5	15	20	3	12	0	0	5	11	5	0.3
Kings	82	19730	2957	6684	.442	1440	2096	.687	1094	2304	3398	1836	181017		596	1271	420	7637	93.1
Opponents	82	19730	3095	6776	.457	1560	2102	.742	1157	2533	3690	1824	177512		694	1256	466	8095	98.7

3-Pt. FG: Sacramento Kings 283-806 (.351); Robinson 17-42 (.405); Richmond 130-334 (.389); Dehere 50-132 (.379); Owens 26-70 (.371); Grimm 4-12 (.333); Johnson 42-128 (.328); Hurley 4-15 (.267); Abdul-Wahad 4-19 (.211); Abdul-Rauf 5-31 (.161); Funderburke 1-7 (.143); Williamson 0-9; Hendrickson 0-5; Thorpe 0-5; Polynice 0-1. Opponents 345-968 (.356).
* Did not finish season with team

TEAM NOTES

- Kings closed out the 50th season in franchise history and the 13th in the Sacramento-era with a regular-season record of 27-55, finishing fifth in the Pacific Division and ninth overall in the Western Conference. With a 21-20 mark at ARCO Arena, the Kings posted a winning record at home for the fourth straight season.
- Guard Mitch Richmond earned Third-Team All-NBA honors after averaging 23.2 ppg, 3.3 rpg, 4.0 apg, and 1.26 spg. Richmond ranked fourth in the NBA in scoring while also ranking 35th in assists, 28th in three-point percentage, 10th in free throw percentage, 40th in steals, and 30th in minutes.
- The Maloof family of Albuquerque, New Mexico acquired a minority limited partnership in the team and ARCO Arena on 1/14/98.

G	DATE	SCORE	+/-	OPPONENT	W/L	REC	KINGS HI. SCORER/REBOUNDER	OPP. HI. SCORER/REBOUNDER	ATT
1	11/1	96-97	-1	@Vancouver	L	0-1	Richmond-24/Smith-12	Abdur-Rahim-19/Thorpe-13	15,460
2	11/2	77-93	-16	Houston	L	0-2	Richmond-21/Smith-13	Olajuwon-18/Barkley-14	17,317
3	11/4	98-101	-3	LA Lakers	L	0-3	Richmond-24/Polynice-12	Jones-35/Blount-7	17,317
4	11/7	85-98	-13	LA Clippers	L	0-4	Richmond-25/Owens-8	Barry-17/Rogers-10	15,858
5	11/9	86-78	+8	New York	W	1-4	Richmond-23/Stewart,Willamson-10	Ewing-21/Oakley-10	15,046
6	11/11	82-101	-19	@Miami	L	1-5	Richmond-17/Owens-7	Austin-24/Brown-18	14,603
7	11/12	115-89	+26	@Orlando	W	2-5	Richmond-25/Polynice-10	Strong-17/Strong-15	16,614
8	11/14	103-104	-1	@Atlanta	L	2-6	Richmond-23/3 players-8	Laettner-18/Laettner-12	21,529
9	11/15	87-114	-27	@New York	L	2-7	Richmond-18/Owens-5	Starks-19/Oakley,Dudley-10	19,763
10	11/18	102-95	+7	Dallas	W	3-7	Williamson-20/Polynice-13	Scott,Green-20/Green-13	12,665
11	11/20	97-95	+2	Utah	W	4-7	Richmond-22/Owens,Willimsn-9	Malone-32/Malone-9	14,648
12	11/23	88-103	-15	Chicago	L	4-8	Richmond-23/Stewart-10	Jordan-33/Rodman-14	17,317
13	11/25	97-93	+4	Denver	W	5-8	Williamson-24/Williamson-10	Newman-19/Garrett-21	12,950
14	11/26	97-99	-2	@LA Clippers	L	5-9	Richmond-31/Owens-18	Rogers-20/Rogers-12	8467
15	11/28	96-113	-17	@Seattle	L	5-10	Richmond-21/Funderburke-10	Baker-21/Baker-10	17,072
16	11/30	73-87	-14	New Jersey	L	5-11	Richmond-16/Owens-16	Gill-26/Williams-13	12,897
17	12/2	102-121	-19	@Charlotte	L	5-12	Richmond-25/Owens-11	Rice-30/Divac-8	21,166
18	12/4	96-118	-22	@Washington	L	5-13	Richmond-26/Stewart-8	Webber-26/Webber-14	18,230
19	12/5	90-101	-11	@Minnesota	L	5-14	Richmond-29/Polynice-11	Marbury-22/Garnett-12	16,151
20	12/7	99-84	+15	Golden State	W	6-14	Richmond,Williamson-24/Polynice-13	Smith-24/Marshall-10	12,226
21	12/9	113-101	+12	Utah	W	7-14	Williamson-27/Polynice-10	Malone-34/Malone-10	13,624
22	12/13	91-95*	-4	@Golden State	L	7-15	Richmond-30/Polynice-14	Smith-25/Marshall-12	10,087
23	12/14	89-93	-4	Atlanta	L	7-16	Williamson-20/Polynice-12	Blaylock-26/Mutombo-13	13,380
24	12/16	94-87	+7	Portland	W	8-16	Williamson-26/Stewart-15	Sabonis-23/Sabonis-8	13,039
25	12/19	98-116	-18	@Houston	L	8-17	Richmond-24/Stewart,Polynice-8	Willis-28/Barkley-16	16,285
26	12/20	89-88	+1	@Dallas	W	9-17	Williamson-27/Williamson-10	Scott-21/Green-10	12,888
27	12/22	89-79	+10	Minnesota	W	10-17	Richmond-27/Stewart-13	Gugliotta-19/Gugliotta-17	14,612
28	12/23	82-93	-11	@Portland	L	10-18	Richmond-30/Polynice-10	Sabonis-19/Sabonis,Grant-12	19,131
29	12/26	95-111	-16	Seattle	L	10-19	Richmond-25/Stewart-11	Baker-25/Baker-16	16,161
30	12/28	92-90	+2	Philadelphia	W	11-19	Richmond-29/Williamson-16	Iverson-17/Coleman-10	14,597
31	12/30	80-93	-13	@LA Lakers	L	11-20	Abdul-Wahad-19/Polynice-13	Campbell-23/Campbell-9	16,283
32	1/2	94-80	+14	Vancouver	W	12-20	Richmond-23/Polynice-12	Abdur-Rahim-30/Reeves-13	13,925
33	1/4	106-90	+16	Charlotte	W	13-20	Richmond-23/Stewart-10	Wesley-17/Mason-11	13,275
34	1/6	105-89	+16	LA Clippers	W	14-20	Williamson-24/Stewart-14	Rogers-18/Vrankovic-11	13,136
35	1/8	103-92	+11	@Dallas	W	15-20	Polynice-26/Polynice-16	Scott-23/Finley-10	9514
36	1/10	67-109	-42	@San Antonio	L	15-21	Williamson-17/Owens-11	Duncan-28/Duncan-16	17,720
37	1/12	96-90	+6	Phoenix	W	16-21	Richmond-35/Stewart-19	Robinson-23/McDyess-16	14,458
38	1/14	108-96	+12	Orlando	W	17-21	Richmond-23/Polynice-12	Seikaly-24/Outlaw-12	14,013
39	1/16	92-117	-25	@Indiana	L	17-22	Richmond-24/Polynice,Stewart-8	Rose-23/D. Davis-7	15,129
40	1/19	85-98	-13	@Philadelphia	L	17-23	Richmond-22/Polynice-11	Iverson-24/Iverson-10	18,092
41	1/21	98-99	-1	@Toronto	L	17-24	Richmond-27/Owens-12	Stoudamire-36/Camby-18	14,212
42	1/22	96-112	-16	@Cleveland	L	17-25	Richmond-31/Stewart-7	Kemp-29/Ilgauskas-13	13,092
43	1/24	97-101	-4	@Milwaukee	L	17-26	Richmond-32/Williamson-8	Robinson-26/Johnson-18	16,904
44	1/26	111-92	+19	Seattle	W	18-26	Richmond-24/Owens,Stewart-9	Baker-20/Schrempf-9	14,295
45	1/30	123-97	+26	Toronto	W	19-26	Richmond-27/Polynice-9	Wallace-18/Camby,Rogers-6	14,170
46	2/1	97-103	-6	San Antonio	L	19-27	Richmond-31/Owens-11	Robinson-33/Robinson-18	17,053
47	2/3	93-115	-22	Indiana	L	19-28	Richmond-24/Owens,Williamson-9	Smits-18/D. Davis-9	15,095
48	2/4	101-99	+2	@Denver	W	20-28	Richmond-32/Owens-13	Ellis-23/Ellis-13	7904
49	2/10	86-88	-2	@Phoenix	L	20-29	Williamson-26/Owens-11	Kidd-21/McDyess-14	19,023
50	2/12	87-84	+3	Denver	W	21-29	Richmond-27/Owens-12	Goldwire-16/Ellis-14	13,616
51	2/13	109-92	+17	@Golden State	W	22-29	Richmond-35/Owens,Smith-9	Marshall-19/Dampier-11	10,594
52	2/15	88-86	+2	Washington	W	23-29	Richmond-29/Owens-12	Murray-29/Davis-11	17,317
53	2/17	102-99	+3	Boston	W	24-29	Richmond-23/Stewart-8	McCarty-20/Walker-17	13,721
54	2/20	77-91	-14	Miami	L	24-30	Richmond-22/Owens-6	Mourning-26/Mourning-15	17,317
55	2/22	95-113	-18	@Minnesota	L	24-31	Richmond-32/Owens-9	Mitchell-17/Garnett-11	17,977
56	2/23	85-111	-26	@Detroit	L	24-32	Dehere,Richmond-14/Polynice-9	Hill-28/Hill-13	16,228
57	2/25	94-111	-17	@Boston	L	24-33	Owens-20/Owens-11	Walker-25/Walker-10	18,624
58	2/26	99-102	-3	@New Jersey	L	24-34	Williamson-30/Thorpe-10	Cassell-25/Williams-16	14,118
59	2/28	94-109	-15	@Chicago	L	24-35	Richmond-34/Thorpe,Hendrickson-6	Pippen-29/Rodman-18	23,914
60	3/2	95-116	-21	San Antonio	L	24-36	Richmond-21/Owens,Thorpe-6	Duncan-29/Duncan-17	14,108
61	3/4	109-89	+20	Detroit	W	25-36	Williamson-40/Funderburke-11	Hill-22/Williams-10	14,772
62	3/6	98-96	+2	@Vancouver	W	26-36	Richmond-32/Owens-15	Abdur-Rahim-30/Abdr-Rhm-10	14,605
63	3/9	88-93	-5	Golden State	L	26-37	Williamson-27/Williamson-11	Dampier-22/Caffey,Marshall,Weatherspoon-13	14,944
64	3/11	95-110	-15	@Utah	L	26-38	Williamson,Richmond-21/Stewart-5	Malone-25/Malone-9	19,911
65	3/12	86-97	-11	@San Antonio	L	26-39	Richmond-22/3 players-7	Robinson-29/Robinson-11	14,679
66	3/14	86-89	-3	@Houston	L	26-40	Richmond-18/Stewart-10	Olajuwon-23/Barkley,Olajuwon-11	16,285
67	3/17	80-107	-27	@Phoenix	L	26-41	Richmond-19/Owens-6	McDyess-19/McDyess-7	19,203
68	3/19	85-90	-5	Cleveland	L	26-42	Williamson-21/Owens-9	Kemp-19/Kemp-14	13,722
69	3/22	93-96	-3	LA Lakers	L	26-43	Williamson-24/Owens-10	O'Neal-33/Horry-14	17,317
70	3/23	83-109	-26	@Seattle	L	26-44	Abdul-Wahad-18/Polynice-7	Payton-24/Schrempf-10	17,072
71	3/25	91-114	-23	@LA Lakers	L	26-45	Williamson-19/Stewart-7	O'Neal-25/O'Neal-14	16,634
72	3/27	73-90	-17	Portland	L	26-46	Williamson-16/Stwrt,Abdl-Wah-6	Rider-24/Grant-14	15,675
73	3/29	96-104	-8	Minnesota	L	26-47	Williamson-35/Stewart,Wilmsn-9	Garnett-32/Garnett-14	16,465
74	4/3	86-87	-1	Milwaukee	L	26-48	Richmond-23/Thorpe-18	Honeycutt-20/Gilliam-9	13,287
75	4/5	105-99	+6	Dallas	W	27-48	Thorpe,Robinson-22/Thorpe-15	Finley-23/Muursepp-14	14,861
76	4/7	97-103	-6	Phoenix	L	27-49	Williamson-27/Stewart-9	Robinson-33/Robinson-10	13,950
77	4/9	103-128	-25	@Denver	L	27-50	Williamson-19/Thorpe-8	Newman-35/Ellis-15	10,959
78	4/10	85-97	-12	Houston	L	27-51	Williamson-20/Stewart-9	Olajuwon-24/Olajuwon-12	15,968
79	4/14	66-92	-26	@Portland	L	27-52	Williamson-12/Stewart-7	Williams-19/Sabonis-9	20,269
80	4/16	86-99	-13	@Utah	L	27-53	Abdul-Wahad,Williamson-14/Owens-10	Malone-21/Malone-8	19,911
81	4/18	77-83	-6	@LA Clippers	L	27-54	Williamson-27/Stewart,Williamson-9	Robsinon-20/Austin-15	14,257
82	4/19	108-112*	-4	Vancouver	L	27-55	Abdul-Wahad-31/Polynce,Funderburke-8	Massenburg-34/Massenburg-12	15,329

* = OT



Front row — from left to right, Oliver Miller, Jerome James, Corliss Williamson, Vlade Divac, Chris Webber, Peja Stojakovic, Lawrence Funderburke, Scot Pollard. **Back row — from left to right,** Head Coach Rick Adelman, Assistant Coach Byron Scott, Assistant Coach John Wetzel, Jon Barry, Michael Hawkins, Jason Williams, Vernon Maxwell, Tariq Abdul-Wahad, Trainer Pete Youngman, Owner Jim Thomas, Assistant Coach Pete Carril.

FINAL STATISTICS

PLAYER	G.	MIN.	FGM	FGA	PCT.	FTM	FTA	PCT.	OFF.	DEF.	TOT.	AST.	PF	DQ	STL.	TO	BLK.	PTS.	AVG.
Chris Webber	42	1719	378	778	.486	79	174	.454	149	396	545	173	145	1	60	148	89	839	20.0
Vlade Divac	50	1761	262	557	.470	179	255	.702	140	361	501	215	166	2	44	131	51	714	14.3
Corliss Williamson	50	1374	269	555	.485	120	188	.638	85	121	206	66	118	1	30	75	8	659	13.2
Jason Williams	50	1805	231	617	.374	79	105	.752	14	139	153	299	91	0	95	143	1	641	12.8
Vernon Maxwell	46	1007	164	421	.390	84	114	.737	13	72	85	76	111	1	30	67	3	492	10.7
T. Abdul-Wahad	49	1205	177	407	.435	94	136	.691	72	114	186	50	121	0	50	70	15	454	9.3
L. Funderburke	47	936	167	299	.559	85	120	.708	101	121	222	30	77	0	22	52	23	420	8.9
Predrag Stojakovic	48	1025	141	373	.378	63	74	.851	43	100	143	72	43	0	41	53	7	402	8.4
Scot Pollard (Tot)	16	259	33	61	.541	16	23	.696	38	44	82	4	41	0	8	5	18	82	5.1
Scot Pollard (Sac)	16	259	33	61	.541	16	23	.696	38	44	82	4	41	0	8	5	18	82	5.1
Jon Barry	43	736	59	138	.428	71	84	.845	25	71	96	112	61	1	53	47	5	213	5.0
Oliver Miller	4	35	5	11	.455	0	0	—	7	1	8	0	3	0	0	4	2	10	2.5
Terry Dehere*	4	20	4	11	.364	0	0	—	2	0	2	1	2	0	2	2	0	9	2.3
Kevin Ollie*	7	68	4	13	.308	4	5	.800	0	6	6	3	8	0	3	3	1	12	1.7
Michael Hawkins	24	203	14	40	.350	3	3	1.000	10	15	25	27	14	0	3	13	1	36	1.5
Jerome James	16	42	9	24	.375	6	12	.500	6	11	17	1	11	0	2	9	6	24	1.5
Peter Aluma*	2	5	1	2	.500	0	0	—	1	1	2	0	4	0	1	2	1	2	1.0
Kings	50	12200	1918	4307	.445	883	1293	.683	706	1573	2279	1129	1016	6	444	842	232	5009	100.2
Opponents	50	12200	2009	4500	.446	793	1113	.712	750	1598	2348	1165	1102	8	490	790	221	5030	100.6

3-Pt. FG: Sacramento Kings 290-943 (.308); Maxwell 80-231 (.346); Stojakovic 57-178 (.320); Williams 100-323 (.310); Barry 24-79 (.304); Abdul-Wahad 6-21 (.286); Hawkins 5-19 (.263); Divac 11-43 (.256); Dehere 1-5 (.200); Funderburke 1-5 (.200); Williamson 1-5 (.200); Webber 4-34 (.118). Opponents 219-652 (.336).
* Did not finish season with team

* = OT

1998-99 PLAYOFFS

Third Place Tie in Pacific Division
First Round (2-3)

May 8	Sacramento	87	@	Utah	117
May 10	Sacramento	101	@	Utah	90
May 12	Sacramento	84	vs.	Utah	81
May 14	Sacramento	89	vs.	Utah	90*
May 16	Sacramento	92	@	Utah	99*

TEAM NOTES

- Rick Adelman was named head coach prior to the 1998-99 campaign (9/17/98) after Eddie Jordan was relieved of his head coaching duties on August 18, 1998. Jordan posted a 33-64 record (.340) as head coach of the Kings.
- The Maloof Family announced their controlling interest purchase of the Kings and ARCO Arena on January 15, 1999. The official ownership transaction took effect on July 1, 1999, after the NBA Board of Governors approved the sale on May 7, 1999.

G	DATE	SCORE	+/-	OPPONENT	W/L	REC	KINGS HI. SCORER/REBOUNDER	OPP. HI. SCORER/REBOUNDER	ATT
1	2/5	83-101	-18	@San Antonio	L	0-1	Williams-21/Webber-12	Duncan-19/Duncan-17	19,002
2	2/7	109-87	+22	Vancouver	W	1-1	Webber-25/Divac-16	Reeves-14/Reeves-9	17,317
3	2/9	112-95	+17	@Phoenix	W	2-1	Webber-28/Webber-20	Gugliotta-26/4 players-8	18,217
4	2/10	82-92	-10	@Houston	L	2-2	Webber-21/Webber-19	Olajuwon-19/Olajuwon-13	16,285
5	2/15	112-120*	-8	@Utah	L	2-3	Webber-26/Webber-11	Malone-26/Malone,Russell-9	19,911
6	2/16	101-98	+3	Boston	W	3-3	Webber,Williamson-22/Webber-15	Mercer-24/Walker-12	16,576
7	2/17	109-106*	+3	@Seattle	W	4-3	Webber-23/Webber,Divac-14	Payton-34/Polynice-15	17,072
8	2/19	106-95	+11	Charlotte	W	5-3	Williams-25/Divac-14	Reid,Wesley-21/Coleman-10	17,317
9	2/21	90-102	-12	@Minnesota	L	5-4	Webber-20/Funderburke-12	Smith-30/Garnett-19	16,848
10	2/22	96-107	-11	@Orlando	L	5-5	Webber-22/Webber-13	Anderson-30/Grant-14	16,542
11	2/24	81-94	-13	@Philadelphia	L	5-6	Webber-21/Webber-11	Iverson-36/Lynch-14	14,437
12	2/25	115-105	+10	@Washington	W	6-6	Divac-22/Divac-17	Howard,Jackson-17/Howard-8	16,813
13	2/27	90-97	-7	@Dallas	L	6-7	Divac-20/Webber-14	Trent-29/Trent-16	15,009
14	3/1	102-105	-3	Seattle	L	6-8	Webber-20/Webber-14	Baker-31/Polynice,Payton-10	16,786
15	3/2	111-101	+10	@Vancouver	W	7-8	Webber-36/Webber-17	Abdur-Rahim-29/Abdur-Rahim-12	13,252
16	3/3	93-97*	-4	Portland	L	7-9	Webber-20/Webber-14	Grant-20/Grant-18	15,160
17	3/6	111-99	+12	@Phoenix	W	8-9	Williams-24/Webber-14	Kidd-21/Kidd-9	19,023
18	3/7	94-89	+5	Dallas	W	9-9	Webber-18/Webber-13	Trent,Finley-18/Trent-14	14,715
19	3/9	98-103	-5	@Portland	L	9-10	Funderburke-18/Divac-16	Rider-21/Grant-11	18,147
20	3/11	92-106	-14	@LA Clippers	L	9-11	Divac-19/Webber-9	Martin-18/Wright-25	7,884
21	3/12	95-101	-6	Minnesota	L	9-12	Williams-17/Webber-10	Garnett-26/Garnett-17	17,317
22	3/14	105-101	+4	LA Lakers	W	10-12	Williams-21/Webber-11	O'Neal-33/O'Neal-11	17,317
23	3/15	111-105	+6	@Golden State	W	11-12	Webber-20/Divac-8	Coles-23/Marshall-14	15,084
24	3/16	109-121	-12	San Antonio	L	11-13	Divac-18/Webber-14	Duncan-29/Duncan-12	14,570
25	3/18	78-88	-10	Portland	L	11-14	Webber-16/Webber-20	Wallace-25/Wallace-13	14,397
26	3/20	90-104	-14	@Dallas	L	11-15	Abdul-Wahad-16/Webber-16	3 players-22/Trent-11	16,161
27	3/22	100-110	-10	@Houston	L	11-16	Webber-29/Webber-11	Olajuwon-32/Barkley-16	16,285
28	3/24	92-91	+1	New York	W	12-16	Maxwell-19/Webber-9	Ewing-23/Ewing-14	17,023
29	3/26	111-109	+2	@LA Lakers	W	13-16	Webber-29/Webber,Divac-10	Bryant-26/Rodman-9	17,505
30	3/28	93-107	-14	Houston	L	13-17	Williams-21/Funderburke-15	Olajuwon-24/Barkley-11	17,317
31	3/30	104-101*	+3	Utah	W	14-17	Maxwell-33/Pollard-11	Malone-20/Russell,Keefe-9	17,317
32	3/31	86-100	-14	@Portland	L	14-18	Divac-20/Divac-12	Stoudamire-21/Grant-9	18,468
33	4/3	96-105	-9	@Minnesota	L	14-19	Divac-19/Webber-10	Garnett-24/Garnett-10	17,011
34	4/6	112-106*	+6	@Seattle	W	15-19	Williams-21/Divac-14	Payton-21/Schrempf,Polynice-10	17,072
35	4/7	89-104	-15	LA Lakers	L	15-20	Williamson-22/Webber-16	O'Neal-30/O'Neal-18	17,317
36	4/10	110-104	+6	Denver	W	16-20	Webber-23/Divac-15	Van Exel-29/Fortson-17	17,317
37	4/11	91-88	+3	@Vancouver	W	17-20	Webber-24/Webber-10	Abdur-Rahim-23/Smith-14	17,167
38	4/13	100-105*	-5	Utah	L	17-21	Williamson-22/Webber-16	Malone-30/Malone-10	17,317
39	4/15	98-99*	-1	Seattle	L	17-22	Webber-26/Webber-21	Schrempf-19/Polynice-16	17,317
40	4/17	119-97	+22	Denver	W	18-22	Williamson-29/Divac-14	McDyess-29/Fortson-16	16,285
41	4/19	102-98	+4	@LA Clippers	W	19-22	Williamson-23/Abdul-Wahad-9	Taylor-24/Olowokandi-10	10,878
42	4/21	103-94	+9	Golden State	W	20-22	Webber-25/Webber-16	Mills-19/Marshall-12	17,087
43	4/23	105-97	+8	Minnesota	W	21-22	Williams-27/Webber-19	Garnett-29/Garnett,Garrett-9	17,317
44	4/24	105-102	+3	Dallas	W	22-22	Divac-28/Divac-9	Trent-32/Trent-14	17,317
45	4/26	89-114	-25	@Golden State	L	22-23	Stojakovic,Funderburke-17/Divac-10	Starks-25/Jamison-11	16,111
46	4/27	104-100*	+4	San Antonio	W	23-23	Divac-27/Divac-15	Duncan-32/Duncan-19	16,776
47	4/29	103-81	+22	LA Clippers	W	24-23	Abdul-Wahad-19/Divac,Pollard-11	Hudson-20/3 players-7	16,938
48	5/2	111-100	+11	Phoenix	W	25-23	Williams-24/Webber-13	Gugliotta-21/Longley,Kidd-9	17,317
49	5/3	112-104	+8	@Denver	W	26-23	Divac-25/Pollard-10	Billups-26/Fortson-18	14,653
50	5/5	99-95	+4	Vancouver	W	27-23	Divac-29/Divac-17	Abdur-Rahim-26/Smith-14	17,317

BACK TO TABLE OF CONTENTS



Front row — from left to right, Bill Wennington, Tyrone Corbin, Corliss Williamson, Vlade Divac, Chris Webber, Peja Stojakovic, Lawrence Funderburke, Scot Pollard. **Back row — from left to right,** Assistant Coach Pete Carril, Head Coach Rick Adelman, Assistant Coach Byron Scott, Assistant Coach John Wetzel, Nick Anderson, Ryan Robertson, Darrick Martin, Jason Williams, Tony Delk, Jon Barry, Trainer Pete Youngman, Owner Joe Maloof, Owner Gavin Maloof, Vice President, Basketball Operations Geoff Petrie.

FINAL **STATISTICS**

PLAYER	G.	MIN.	FGM	FGA	PCT.	FTM	FTA	PCT.	OFF.	DEF.	TOT.	AST.	PF	DQ	STL.	TO	BLK.	PTS.	AVG.
Chris Webber	75	2880	748	1548	.483	311	414	.751	189	598	787	345	264	7	120	218	128	1834	24.5
Jason Williams	81	2760	363	973	.373	128	170	.753	22	208	230	589	140	0	117	296	8	999	12.3
Vlade Divac	82	2374	384	764	.503	230	333	.691	174	482	656	244	251	2	103	190	103	1005	12.3
Peja Stojakovic	74	1749	321	717	.448	135	153	.882	74	202	276	106	97	0	52	88	7	877	11.9
Nick Anderson	72	2094	306	782	.391	37	76	.487	83	256	339	123	118	0	94	95	16	781	10.8
Corliss Williamson	76	1707	311	622	.500	163	212	.769	122	168	290	82	192	0	38	110	19	785	10.3
Jon Barry	62	1281	161	346	.465	107	116	.922	38	121	159	150	104	1	75	85	7	495	8.0
Lawrence Funderburke	75	1026	184	352	.523	115	163	.706	98	136	234	33	91	0	32	40	20	483	6.4
Tony Delk	46	682	120	279	.430	47	59	.797	36	52	88	55	58	0	35	32	5	296	6.4
Darrick Martin	71	893	133	350	.380	98	119	.824	7	37	44	122	89	0	28	62	2	402	5.7
Scot Pollard	76	1336	149	283	.527	114	159	.717	168	236	404	43	213	3	55	50	59	412	5.4
Ryan Robertson	1	25	2	6	.333	1	1	1.000	0	0	0	0	0	0	0	0	0	5	5.0
Bill Wennington	7	57	6	19	.316	2	2	1.000	5	14	19	1	13	0	2	1	2	14	2.0
Kings	82	19805	3276	7288	.450	1521	2016	.754	1056	2635	3691	1953	1729	15	787	1325	381	8607	105.0
Opponents	82	19805	3269	7239	.452	1434	1910	.751	1143	2761	3904	1950	1943	19	753	1437	404	8368	102.0

3-Pt. FG: Sacramento Kings 534-1656 (.322); Barry 66-154 (.429); Stojakovic 100-267 (.375); Anderson 132-397 (.332); Martin 38-124 (.306); Williams 145-505 (.287); Webber 27-95 (.284); Divac 7-26 (.269); Corbin 10-44 (.227); Delk 9-40 (.225); Funderburke 0-2; Robertson 0-2. Opponents 396-1123 (.353).

1999-00 PLAYOFFS

Fifth Place in Pacific Division
First Round (2-3)

April 23	Sacramento	107	@	LA Lakers	117
April 27	Sacramento	89	@	LA Lakers	113
April 30	Sacramento	99	vs.	LA Lakers	91
May 2	Sacramento	101	vs.	LA Lakers	88
May 5	Sacramento	86	@	LA Lakers	113

* = OT

TEAM NOTES

- The Kings closed out the 52nd season in franchise history and the 15th in the Sacramento-era with a regular-season record of 44-38 overall (30-11 home, 14-27 road), finishing fifth in the Pacific Division and securing the eighth seed in the Western Conference Playoffs.
- The team's 44 victories marked the most wins in the Sacramento era and the most since the 1982-83 Kansas City Kings posted a 45-37 record. The 14 road wins were also a Sacramento-era record, the most wins away from home since the 1982-83 Kings won 15 road contests.

G	DATE	SCORE	+/-	OPPONENT	W/L	REC	KINGS HI. SCORER/REBOUNDER	OPP. HI. SCORER/REBOUNDER	ATT
1	11/5	100-95	+5	Minnesota (J)	W	1-0	Anderson-17/Webber-15	Garnett-34/Garnett-17	32,623
2	11/6	101-114	-13	@Minnesota (J)	L	1-1	Webber-22/Webber-10	Garnett-31/Garnett-12	34,013
3	11/12	105-92	+13	Utah	W	2-1	Webber-20/Webber-9	Malone-20/Ostertag-13	17,317
4	11/14	126-116	+10	Denver	W	3-1	Webber-32/Webber,Divac-12	Van Exel-26/LaFrentz-13	15,491
5	11/16	81-77	+4	Vancouver	W	4-1	Webber-19/Corbin-10	Abdur-Rahim-24/Abdur-Rahim-18	14,169
6	11/18	128-110	+18	@Houston	W	5-1	Williams 23/Pollard-9	Olajuwon-31/Barkley-16	14,898
7	11/19	103-94	+9	@Dallas	W	6-1	Webber-24/Pollard-12	Finley-24/Finley-12	15,507
8	11/21	110-105	+5	Houston	W	7-1	Webber-28/Webber-11	Francis-21/Olajuwon-15	17,317
9	11/23	105-92	+13	New Jersey	W	8-1	Webber-26/Webber-22	Marbury-31/Van Horn-17	17,021
10	11/26	124-95	+29	Golden State	W	9-1	Webber-20/Webber-9	Starks-16/Jamison-11	17,317
11	11/29	88-98	-10	@Miami	L	9-2	Webber-18/Webber-10	Mashburn-22/Mourning-11	14,723
12	11/30	111-102	+9	@Orlando	W	10-2	Webber-22/Webber,Anderson-11	Armstrong-29/Outlaw-9	14,439
13	12/2	100-110	-10	@Atlanta	L	10-3	Webber-26/Divac-11	Rider-32/Mutombo-18	14,537
14	12/4	114-104	+10	@Washington	W	11-3	Webber-25/Webber-11	Richmond-23/Smith-9	19,220
15	12/6	95-109	-14	@New Jersey	L	11-4	Webber-25/Webber-14	Van Horn-27/Feick-16	13,127
16	12/8	103-91	+12	LA Lakers	W	12-4	Webber-20/Webber-12	Bryant,O'Neal-27/O'Neal-9	17,317
17	12/10	97-107	-10	Miami	L	12-5	Webber-26/Webber-10	Mourning-37/Brown,Mourning-11	17,317
18	12/11	96-101	-5	Portland	L	12-6	Webber-36/Webber-12	Pippen,Wallace-24/Wallace,Sabonis-11	17,317
19	12/15	109-106	+3	@Vancouver	W	13-6	Webber-21/Webber-13	Bibby-26/Abdur-Rahim-15	12,490
20	12/16	106-116	-10	@Denver	L	13-7	Webber-26/Divac-7	Van Exel-38/Clark-16	15,576
21	12/18	103-119	-16	@Phoenix	L	13-8	Williams-22/Divac-11	Robinson-33/Kidd-14	19,023
22	12/20	99-111	-12	@Golden State	L	13-9	Williamson-24/Delk-11	Caffey-26/Caffey-14	15,176
23	12/21	108-95	+13	Milwaukee	W	14-9	Williams-28/Divac-12	Cassell-20/Robinson,Williams-6	17,317
24	12/23	91-97	-6	@LA Clippers	L	14-10	Webber-33/Williamson-11	Hudson-16/Taylor-10	14,315
25	12/26	118-111	+7	Dallas	W	15-10	Webber-31/Divac-13	Finley-23/Finley-8	17,317
26	12/28	114-101	+13	Boston	W	16-10	Webber-23/Webber-11	Walker-23/Griffin-10	17,317
27	12/29	113-104	+9	@Seattle	W	17-10	Webber-31/Webber-10	Payton-25/Grant-10	17,072
28	1/4	111-107	+4	@Cleveland	W	18-10	Webber-36/Webber-10	Sura-26/Kemp-11	14,875
29	1/6	89-101	-12	@Toronto	L	18-11	Webber-27/Webber-19	Oakley-20/Oakley-16	19,800
30	1/7	93-101	-8	@Boston	L	18-12	Anderson-24/Webber-11	Pierce-19/3 players-10	18,624
31	1/9	116-113	+3	Indiana	W	19-12	Webber-31/Williamson-9	Croshere-22/Davis-12	17,317
32	1/11	110-93	+17	Houston	W	20-12	Webber-26/Webber-12	Francis-16/Miller-12	17,317
33	1/13	107-103	+4	San Antonio	W	21-12	Webber-34/Webber-19	Duncan-33/Duncan-20	17,317
34	1/15	114-99	+15	@Golden State	W	22-12	Webber-37/Webber-16	Jamison-23/Marshall-10	18,372
35	1/16	113-102	+11	Cleveland	W	23-12	Webber-25/Webber-11	Kemp-20/Bryant,Murray-11	17,317
36	1/18	104-98	+6	LA Clippers	W	24-12	Webber-30/Divac-11	Taylor-22/Olowokandi-15	17,317
37	1/20	111-103	+8	Orlando	W	25-12	Divac,Stojakovic-17/Divac-12	Maggette-18/Outlaw-8	17,317
38	1/22	101-104	-3	Utah	L	25-13	Williams-22/Divac-10	Malone,Russell-24/Malone-9	17,317
39	1/25	110-99	+11	@Charlotte	W	26-13	Webber-30/Divac-12	Coleman-24/Campbell-11	17,370
40	1/26	104-112	-8	@Milwaukee	L	26-14	Anderson-24/Divac-12	Allen-22/Johnson-15	16,931
41	1/28	102-90	+12	@Chicago	W	27-14	Webber-24/Webber-12	Brand-30/Brand-18	22,292
42	1/30	111-120	-9	@New York	L	27-15	Webber-26/Webber,Divac-6	Sprewell-32/Ewing-12	19,763
43	1/31	90-105	-15	@Minnesota	L	27-16	Webber-14/Webber-7	Garnett-31/Garnett-12	18,046
44	2/2	113-110	+3	@Detroit	W	28-16	Webber-39/Webber-11	Stackhouse-35/Williams-16	20,259
45	2/4	94-104	-10	@Indiana	L	28-17	Webber-26/Divac-14	Rose-22/Davis-13	18,345
46	2/6	108-119	-11	@Philadelphia	L	28-18	Webber-32/Webber-15	Iverson-50/Hill-14	20,718
47	2/8	119-80	+39	Chicago	W	29-18	Webber-22/Webber,Divac-10	Brand-25/Brand-10	17,317
48	2/10	96-84	+12	Denver	W	30-18	Webber-22/Webber-14	McDyess-21/Clark,LaFrentz-9	17,317
49	2/15	108-117	-9	Phoenix	L	30-19	Webber-27/Webber-9	Rogers-36/Kidd-11	17,317
50	2/17	108-119	-11	@Utah	L	30-20	Webber-22/Pollard-9	Malone-30/Malone-13	19,911
51	2/18	118-85	+33	Seattle	W	31-20	Stojakovic 21/Pollard-14	Barry-21/Baker-8	17,317
52	2/20	103-108*	-5	Portland	L	31-21	Webber-33/Webber-19	Wallace-24/Sabonis-14	17,317
53	2/21	117-123*	-6	@Denver	L	31-22	Stojakovic-30/Webber-15	McDyess-29/McDyess-13	18,527
54	2/23	94-100	-6	Atlanta	L	31-23	Webber-28/Webber-20	Rider-33/Jackson-12	17,317
55	2/26	90-102	-12	@Vancouver	L	31-24	Webber-36/Webber,Divac-10	Abdur-Rahim-22/Abdr-Rahm-11	17,856
56	2/29	112-87	+25	Vancouver	W	32-24	Webber-23/Pollard-10	Harrington-20/Long-10	17,317
57	3/2	99-102	-3	@Houston	L	32-25	Webber-29/Webber-11	Mobley-22/Thomas-9	15,754
58	3/4	108-103*	+5	@San Antonio	W	33-25	Webber-31/Pollard-9	Robinson-23/Duncan-15	35,113
59	3/6	130-109	+21	Dallas	W	34-25	Webber-22/Webber,Divac-10	Ceballos-27/Rodman-8	17,317
60	3/8	105-92	+13	Charlotte	W	35-25	Divac-27/Divac-11	Wesley-21/Campbell-13	17,317
61	3/10	103-88	+15	Toronto	W	36-25	Webber-25/Webber-12	Carter-25/Davis-15	17,317
62	3/12	106-109	-3	@LA Lakers	L	36-26	Webber-24/Divac-13	Bryant-40/O'Neal-20	18,997
63	3/14	91-96	-5	@Portland	L	36-27	Stojakovic-22/Webber-11	Sabonis-20/Sabonis-16	20,499
64	3/15	98-78	+20	LA Clippers	W	37-27	Webber-25/Divac-15	Odom-21/Olowokandi-14	17,317
65	3/18	104-83	+21	@LA Clippers	W	38-27	Divac,Stojakovic-20/Webber- 9	Anderson-25/Piatkowski-13	18,964
66	3/21	98-86	+12	Washington	W	39-27	Divac-24/Divac-12	Richmond-26/White-10	17,317
67	3/22	93-114	-21	@Phoenix	L	39-28	Webber-16/Webber-6	Robinson-26/Marion-9	19,023
68	3/24	113-103	+10	Detroit	W	40-28	Webber-29/Webber-14	Hill-35/Hill-9	17,317
69	3/26	89-90	-1	LA Lakers	L	40-29	Webber-28/Webber-15	O'Neal-34/Bryant-14	17,317
70	3/28	103-95	+8	New York	W	41-29	Webber-21/Webber-10	Houston-33/Thomas-10	17,317
71	3/31	108-123	-15	@Seattle	L	41-30	Stojakovic-23/Webber-12	Payton-35/Baker-14	16,274
72	4/2	117-95	+22	Philadelphia	W	42-30	Webber-26/Divac-11	Iverson-23/Hill-8	17,317
73	4/4	102-105	-3	@Dallas	L	42-31	Williamson-20/Divac,Pollard-10	Finley-38/Bradley-7	14,029
74	4/5	108-98	+10	@San Antonio	W	43-31	Williamson-28/Williamson-11	Duncan-28/Robinson-8	24,333
75	4/7	92-95	-3	Minnesota	L	43-32	Divac-20/Divac-12	Brandon-30/Garnett-14	17,317
76	4/9	97-102	-5	Phoenix	L	43-33	Williams-24/Webber-13	Hardaway-25/Hardaway-12	17,317
77	4/11	92-98*	-6	San Antonio	L	43-34	Divac,Williamson-17/Webber-12	Robinson-26/Robinson-14	17,317
78	4/13	130-107	+23	Golden State	W	44-34	Webber-24/Divac-13	Hughes-35/Hughes-12	17,317
79	4/14	114-121	-7	@LA Lakers	L	44-35	Webber-36/Webber-10	O'Neal-41/O'Neal-16	18,997
80	4/16	95-102	-7	@Portland	L	44-36	Webber-21/Divac-14	Wallace-18/Wallace-9	20,584
81	4/18	112-119*	-7	Seattle	L	44-37	Webber,Williamson-23/Pollard-11	Payton-33/Lewis-13	17,317
82	4/19	86-95	-9	@Utah	L	44-38	Martin-16/Divac,Wennington-10	Hornacek,Malone-18/3 with-8	19,911

* = OT

BACK TO TABLE OF CONTENTS

2000-01 SACRAMENTO KINGS



Front row — from left to right, Art Long, Hedo Turkoglu, Jabari Smith, Vlade Divac, Chris Webber, Peja Stojakovic, Lawrence Funderburke, Scot Pollard. **Back row — from left to right,** Head Coach Rick Adelman, Assistant Coach Pete Carril, Assistant Coach Elston Turner, Assistant Coach John Wetzel, Nick Anderson, Bobby Jackson, Darrick Martin, Jason Williams, Jon Barry, Doug Christie, Trainer Pete Youngman, Owner Joe Maloof, Owner Gavin Maloof.

FINAL STATISTICS

PLAYER	G.	MIN.	FGM	FGA	PCT.	FTM	FTA	PCT.	OFF.	DEF.	TOT.	AST.	PF	DQ	STL.	TO	BLK.	PTS.	AVG.
Chris Webber	70	2836	786	1635	.481	324	461	.703	179	598	777	294	226	1	93	195	118	1898	27.1
Peja Stojakovic	75	2905	559	1189	.470	267	312	.856	93	341	434	164	144	0	91	146	13	1529	20.4
Doug Christie	81	2939	311	788	.395	280	312	.897	95	260	355	289	224	2	183	154	45	996	12.3
Vlade Divac	81	2420	364	755	.482	242	350	.691	207	466	673	231	242	5	87	192	93	974	12.0
Jason Williams	77	2290	281	690	.407	60	76	.789	19	166	185	416	114	0	94	160	9	720	9.4
Bobby Jackson	79	1648	231	526	.439	65	88	.739	74	172	246	161	139	0	87	103	7	566	7.2
Scot Pollard	77	1658	185	395	.468	128	171	.749	173	292	465	47	206	4	48	66	97	498	6.5
Hedo Turkoglu	74	1245	138	335	.412	87	112	.777	49	161	210	69	139	1	52	55	24	391	5.3
Jon Barry	62	1010	103	255	.404	64	73	.877	16	78	94	130	66	0	28	53	6	316	5.1
Lawrence Funderburke	59	698	120	242	.496	48	77	.623	74	122	196	17	44	0	9	32	13	288	4.9
Darrick Martin	31	176	29	76	.382	31	35	.886	2	14	16	14	27	0	7	10	0	103	3.3
Jabari Smith	9	66	11	22	.500	4	6	.667	1	7	8	6	7	0	4	3	0	26	2.9
Nick Anderson	21	169	14	57	.246	0	0	-----	3	22	25	13	13	0	10	7	4	38	1.8
Art Long	9	20	0	4	.000	0	2	.000	2	6	8	1	5	0	0	2	3	0	0.0
Kings	82	20080	3132	6969	.449	1600	2075	.771	987	2705	3692	1852	1596	13	793	1221	432	8343	101.7
Opponents	82	20080	3087	7139	.432	1291	1724	.749	1121	2643	3764	1816	1766	14	666	1334	476	7866	95.9

3-Pt. FG: Sacramento Kings 479-1353 (.354); Martin 14-27 (.519); Stojakovic 144-360 (.400); Christie 94-250 (.376); Jackson 39-104 (.375); Barry 46-132 (.348); Turkoglu 28-86 (.326); Williams 98-311 (.315); Divac 4-14 (.286); Anderson 10-39 (.256); Webber 2-28 (.071); Pollard 0-2. Opponents 401-1131 (.355).

* = OT

2000-01 PLAYOFFS

Second Place in Pacific Division
First Round (3-1)

April 22	Sacramento	83	vs.	Phoenix	86
April 25	Sacramento	116	vs.	Phoenix	90
April 29	Sacramento	104	@	Phoenix	96
May 2	Sacramento	89	@	Phoenix	82

Semifinals (0-4)

May 6	Sacramento	105	@	LA Lakers	108
May 8	Sacramento	90	@	LA Lakers	96
May 11	Sacramento	81	vs.	LA Lakers	103
May 13	Sacramento	113	vs.	LA Lakers	119

TEAM NOTES

- Kings posted the fourth-best record in the NBA at 55-27, matching the franchise record for most wins in a season.
- Rick Adelman served as head coach of the Western Conference All-Star Team.
- Chris Webber earned First-Team All-NBA honors.

2000-01 GAME-BY-GAME

G	DATE	SCORE	+/-	OPPONENT	W/L	REC	KINGS HI. SCORER/REBOUNDER	OPP. HI. SCORER/REBOUNDER	ATT
1	10/31	100-81	+19	@Chicago	W	1-0	Stojakovic,Webber-23/Stojakovic-8	Mercer-19/Brand,Ruffin-6	21,814
2	11/1	100-102**	-2	@Cleveland	L	1-1	Webber-27/Webber-8	Murray-18/Weatherspoon-11	17,695
3	11/3	100-93	+7	@Detroit	W	2-1	Webber-31/Pollard-14	Stackhouse-22/Wallace-10	22,076
4	11/4	91-99	-8	@Minnesota	L	2-2	Stojakovic-22/Divac-12	Garnett-28/Garnett-12	19,006
5	11/6	79-75	+4	Portland	W	3-2	Webber-29/Divac-11	Wallace-24/Davis-11	17,317
6	11/8	115-84	+31	Golden State	W	4-2	Stojakovic,Webber-27/Webber-9	Fortson-17/Fortson-14	17,317
7	11/10	114-107*	+7	@Golden State	W	5-2	Webber-35/Webber-16	Jamison-37/Fortson-17	17,467
8	11/12	109-84	+25	Dallas	W	6-2	Stojakovic-28/Webber-13	Nowitzki-16/Vaught-8	17,317
9	11/14	96-82	+14	Orlando	W	7-2	Stojakovic-27/Divac,Stojakovic-11	Armstrong-22/Outlaw,Amstg-8	17,317
10	11/16	110-112*	-2	LA Lakers	L	7-3	Christie-32/Stojakovic-17	O'Neal-33/O'Neal-16	17,317
11	11/22	100-71	+29	Chicago	W	8-3	Webber-29/Webber-13	Brand-16/Brand-10	17,317
12	11/25	125-101	+24	Seattle	W	9-3	Stojakovic-29/Webber-14	Payton-26/Ewing-8	17,317
13	11/28	88-81	+7	@Houston	W	10-3	Webber-21/Webber-11	Mobley-21/Mobley-8	11,813
14	11/29	79-82	-3	@San Antonio	L	10-4	Webber-25/Webber-17	Duncan-22/Duncan-13	17,341
15	12/1	105-98	+7	Phoenix	W	11-4	Webber-28/Webber-14	Delk-21/Marion-10	17,317
16	12/5	81-75	+6	San Antonio	W	12-4	Webber-30/Stojakovic,Webber-10	Duncan-23/Duncan-23	17,317
17	12/8	111-98	+13	Houston	W	13-4	Webber-37/Webber-18	Francis-20/Olajuwon-9	17,317
18	12/10	101-97	+4	Miami	W	14-4	Webber-19/Webber-10	Hardaway-25/Grant-16	17,317
19	12/12	99-107	-8	@Atlanta	L	14-5	Webber-22/Webber-13	Terry-38/Mutombo-17	18,113
20	12/13	90-101	-11	@Charlotte	L	14-6	Webber-25/Divac-8	Mashburn-33/Brown-12	12,806
21	12/15	104-81	+23	@Boston	W	15-6	Webber-30/Webber-13	Walker-15/Potapenko-12	15,486
22	12/17	95-79	+16	@New Jersey	W	16-6	Webber-33/Webber-12	Marbury-17/Williams-8	13,011
23	12/19	106-72	+34	Washington	W	17-6	Webber-19/Webber-11	Strickland-13/Smith-13	17,317
24	12/20	85-89	-4	@Seattle	L	17-7	Webber-20/Webber-13	Payton-19/Patterson-15	17,072
25	12/22	95-91	+4	@Vancouver	W	18-7	Webber-33/Webber-12	Harrington-24/Harrington-20	14,656
26	12/23	97-92	+5	Seattle	W	19-7	Webber-23/Webber-11	Baker-20/Lewis-14	17,317
27	12/28	91-87	+4	Charlotte	W	20-7	Webber-24/Webber-10	Wesley-24/Mashburn,Brown-13	17,317
28	12/30	104-107*	-3	Philadelphia	L	20-8	Stojakovic-33/Webber-10	Iverson-46/Hill-13	17,317
29	1/2	121-117*	+4	Phoenix	W	21-8	Divac-34/Divac-12	Delk-53/Marion-12	17,317
30	1/5	91-93*	-2	Indiana	L	21-9	Webber-51/Webber-26	O'Neal-20/O'Neal-16	17,317
31	1/8	100-97	+3	Minnesota	W	22-9	Stojakovic-24/Divac,Stojakovic,Webber-9	Garnett-26/Szczerbiak-9	17,317
32	1/10	108-103	+5	Cleveland	W	23-9	Webber-30/Webber-14	Gatling-38/Weatherspoon-11	17,317
33	1/12	93-106	-13	@Denver	L	23-10	Webber-24/Webber-14	Van Exel-25/Posey-19	17,512
34	1/13	84-81	+3	@Houston	W	24-10	Webber-31/Webber-14	Francis-21/Mobley-11	14,552
35	1/15	116-105	+11	@Dallas	W	25-10	Webber-34/Webber-12	Nowtizki-28/Nowitzki-11	18,187
36	1/17	111-106	+5	Boston	W	26-10	Webber-30/Divac-11	Walker-47/Pierce-6	17,317
37	1/20	111-101	+10	@Portland	W	27-10	Webber-34/Webber-10	Wallace-25/Sabonis-8	20,580
38	1/21	107-109	-2	@Seattle	L	27-11	Stojakovic-30/Webber-18	Payton-30/Patterson-11	17,072
39	1/23	130-104	+26	New Jersey	W	28-11	Webber-25/Divac-10	Van Horn-20/Van Horn-9	17,317
40	1/25	91-97	-6	San Antonio	L	28-12	Stojakovic,Webber-23/Webber-11	Duncan-36/Duncan-21	17,317
41	1/27	101-89	+12	@LA Clippers	W	29-12	Webber-33/Divac,Webber-11	McInnis,Miles-16/Parks-13	19,341
42	1/30	105-79	+26	Golden State	W	30-12	Webber-28/Pollard,Webber-12	Jamison-18/Blount-15	17,317
43	2/2	105-95	+10	Vancouver	W	31-12	Webber-41/Webber-15	Abdur-Rahim-27/Abdur-Rahim-9	17,317
44	2/4	94-100	-6	@LA Lakers	L	31-13	Webber-25/Christie-11	Bryant-26/Bryant-11	18,997
45	2/6	109-112	-3	@Milwaukee	L	31-14	Webber-39/Webber-11	Cassell-29/Johnson-9	17,329
46	2/7	88-117	-29	@Minnesota	L	31-15	Webber-22/Anderson,Turkoglu,Webber- 5	Garnett-40/Garnett-7	18,274
47	2/13	97-94*	+3	@Utah	W	32-15	Webber-34/Pollard,Stojakovic, Webber-8	Malone-28/Marshall-15	19,485
48	2/15	81-105	-24	@Portland	L	32-16	Divac-19/Divac-8	Stoudamire-20/Davis-9	20,471
49	2/16	117-84	+33	Denver	W	33-16	Stojakovic-29/Pollard-11	Lenard-23/McDyess-13	17,317
50	2/18	90-94	-4	Utah	L	33-17	Stojakovic-27/Christie-9	Marshall-31/Marshall-14	17,317
51	2/20	94-80	+14	Atlanta	W	34-17	Williams-22/Divac-19	Terry-16/Mutombo-15	17,317
52	2/22	115-110	+5	@Washington	W	35-17	Christie-32/Pollard-14	Hamilton-29/White-14	19,911
53	2/23	119-118***	+1	@Toronto	W	36-17	Stojakovic-39/Pollard-17	Carter-38/Davis,Oakley-12	19,800
54	2/25	86-88	-2	@New York	L	36-18	Stojakovic-26/Pollard-13	Houston-21/Camby-17	19,763
55	2/27	106-93*	+13	LA Clippers	W	37-18	Stojakovic-25/Divac-12	McInnis-33/Olowokandi-9	17,317
56	2/28	122-101	+21	@Golden State	W	38-18	Stojakovic-24/Funderburke-12	Jamison-36/Jamison-12	19,107
57	3/2	81-88	-7	@LA Clippers	L	38-19	Stojakovic-31/Pollard-18	Maggette-23/Parks-12	19,415
58	3/6	98-91	+7	Toronto	W	39-19	Christie,Williams,Webber-19/Divac-17	Carter,Davis-25/Carter,Davis-9	17,317
59	3/7	100-89	+11	@Phoenix	W	40-19	Webber-41/Webber-14	Marion-23/Marion-8	19,023
60	3/9	110-104	+6	Denver	W	41-19	Webber-41/Webber-12	Lenard-24/LaFrentz-14	17,317
61	3/11	105-90	+15	Utah	W	42-19	Stojakovic-31/Divc,Stojakovic,Webber-6	Starks-21/Russell-8	17,317
62	3/13	114-108*	+6	@Orlando	W	43-19	Webber-33/Webber-15	McGrady-25/McGrady,Reid-10	16,157
63	3/14	104-114	-10	@Miami	L	43-20	Webber-26/Webber-17	Mason-25/Mason-13	19,600
64	3/16	100-79	+21	@Philadelphia	W	44-20	Webber-26/Webber-11	Iverson-28/Lynch-8	20,866
65	3/18	95-101	-6	@Indiana	L	44-21	Stojakovic-27/Webber-15	Miller-24/Harrington-16	18,345
66	3/20	125-109	+16	Houston	W	45-21	Stojakovic-29/Webber-10	Mobley-30/Thomas-8	17,317
67	3/22	103-98	+5	Detroit	W	46-21	Webber-29/Webber-15	Stackhouse-31/Wallace-19	17,317
68	3/25	72-84	-12	LA Lakers	L	46-22	Christie,Webber-15/Divac-14	O'Neal-23/O'Neal-15	17,317
69	3/27	124-117*	+7	New York	W	47-22	Webber-39/Webber-15	Thomas-33/Camby-14	17,317
70	3/28	108-84	+24	@LA Lakers	W	48-22	Webber-25/Webber-12	O'Neal-33/O'Neal-11	18,997
71	3/30	110-98	+12	Minnesota	W	49-22	Webber-22/Pollard-13	Brandon-20/Lopez-9	17,317
72	4/1	107-119	-12	Dallas	L	49-23	Webber-27/Christie,Webber-10	Howard-32/Howard-12	17,317
73	4/3	101-107	-6	Milwaukee	L	49-24	Webber-28/Christie,Webber-11	Cassell-33/Johnson-14	17,317
74	4/5	92-86	+6	@Utah	W	50-24	Webber-26/Divac-12	Malone-21/Malone-9	19,911
75	4/6	118-90	+28	@Vancouver	W	51-24	Webber-36/Divac-12	Jones-17/Massenburg-13	14,863
76	4/8	98-89	+9	Portland	W	52-24	Stojakovic,Webber-20/Divac-17	Pippen-21/Wallace-11	17,317
77	4/10	116-109*	+7	LA Clippers	W	53-24	Webber-31/Webber-11	Odom-20/Odom-10	17,317
78	4/12	107-105*	+2	@San Antonio	W	54-24	Webber-26/Divac,Webber-13	Duncan-42/Duncan,Robinsn-11	34,357
79	4/13	97-101	-4	@Dallas	L	54-25	Webber-24/Webber-13	Finley-31/Bradley-15	18,187
80	4/15	86-88	-2	@Phoenix	L	54-26	Webber-22/Stojakovic-12	Kidd-20/Marion-19	19,023
81	4/16	110-100	+10	Vancouver	W	55-26	Stojakovic-31/Divac-16	Jones-25/Long-8	17,317
82	4/18	100-110	-10	@Denver	L	55-27	Pollard 18/Pollard 14	LaFrentz-32/LaFrentz-20	18,495

* = OT

BACK TO TABLE OF CONTENTS



Front row — from left to right, Chucky Brown, Hedo Turkoglu, Gerald Wallace, Vlade Divac, Chris Webber, Peja Stojakovic, Lawrence Funderburke, Scot Pollard. **Back row — from left to right,** Head Coach Rick Adelman, Assistant Coach Pete Carril, Assistant Coach Elston Turner, Assistant Coach John Wetzel, Mateen Cleaves, Bobby Jackson, Mike Bibby, Brent Price, Doug Christie, Trainer Pete Youngman, Owner Gavin Maloof, Owner Joe Maloof, President, Basketball Operations Geoff Petrie.

FINAL STATISTICS

PLAYER	G.	MIN.	FGM	FGA	PCT.	FTM	FTA	PCT.	OFF.	DEF.	TOT.	AST.	PF	DQ	STL.	TO	BLK.	PTS.	AVG.
Chris Webber	54	2071	532	1075	.495	253	338	.749	150	396	546	258	181	1	90	158	76	1322	24.5
Peja Stojakovic	71	2649	547	1130	.484	283	323	.876	72	301	373	175	120	0	81	140	14	1506	21.2
Mike Bibby	80	2659	446	985	.453	155	193	.803	37	185	222	403	133	0	87	134	15	1098	13.7
Doug Christie	81	2798	338	735	.460	206	242	.851	74	300	374	340	209	3	160	164	25	972	12.0
Vlade Divac	80	2420	338	716	.472	209	340	.615	205	466	671	297	229	1	79	158	94	888	11.1
Bobby Jackson	81	1750	334	754	.443	149	184	.810	82	169	251	164	145	1	73	93	11	896	11.1
Hedo Turkoglu	80	1970	290	687	.422	167	230	.726	63	300	363	163	184	0	57	81	31	810	10.1
Scot Pollard	80	1881	197	358	.550	115	166	.693	188	377	565	53	202	1	70	68	76	509	6.4
Lawrence Funderburke	56	722	115	245	.469	34	56	.607	76	122	198	32	65	0	11	33	18	264	4.7
Gerald Wallace	54	430	75	175	.429	23	46	.500	49	40	89	27	46	0	19	22	6	173	3.2
Mateen Cleaves	32	153	30	68	.441	8	9	.889	1	7	8	25	9	0	7	27	0	70	2.2
Brent Price	20	89	9	27	.333	9	13	.692	4	4	8	9	13	0	3	10	1	31	1.6
Chucky Brown	18	92	10	27	.370	1	2	.500	10	23	33	6	12	0	2	5	4	21	1.2
Kings	82	19755	3267	7003	.467	1618	2154	.751	1013	2702	3715	1958	1560	7	741	1128	375	8578	104.6
Opponents	82	19755	3128	7108	.440	1312	1764	.744	1065	2617	3682	1839	1827	18	633	1246	387	7954	97.0

3-Pt. FG: Sacramento Kings 426-1160 (.367); Stojakovic 129-310 (.416); Bibby 51-138 (.370); Turkoglu 63-171 (.368); Jackson 79-219 (.361); Christie 90-256 (.352); Price 4-15 (.267); Webber 5-19 (.263); Cleaves 2-8 (.250); Divac 3-13 (.231); Funderburke 0-3; Wallace 0-7. Opponents 386-1145 (.337).

* = OT

2001-02 PLAYOFFS

First Place in Pacific Division

First Round (3-1)					
April 20	Sacramento	89	vs.	Utah	86
April 23	Sacramento	86	vs.	Utah	93
April 27	Sacramento	90	@	Utah	87
April 29	Sacramento	91	@	Utah	86
Semifinals (4-1)					
May 4	Sacramento	108	vs.	Dallas	91
May 6	Sacramento	102	vs.	Dallas	110
May 9	Sacramento	125	@	Dallas	119
May 11	Sacramento	115	@	Dallas	113*
May 13	Sacramento	114	vs.	Dallas	101
Conf. Finals (3-4)					
May 18	Sacramento	99	vs.	LA Lakers	106
May 20	Sacramento	96	vs.	LA Lakers	90
May 24	Sacramento	103	@	LA Lakers	90
May 26	Sacramento	99	@	LA Lakers	100
May 28	Sacramento	92	vs.	LA Lakers	91
May 31	Sacramento	102	@	LA Lakers	106
June 2	Sacramento	106	vs.	LA Lakers	112*

TEAM NOTES

- Kings claimed their first-ever Pacific Division title with an NBA-best 61-21 record. Set new franchise records for most wins (61), home victories (36) and road wins (25) in a season.

G	DATE	SCORE	+/-	OPPONENT	W/L	REC	KINGS HI. SCORER/REBOUNDER	OPP. HI. SCORER/REBOUNDER	ATT
1	10/30	101-95	+6	Seattle	W	1-0	Divac-27/Pollard,Stojakovic,Fundburke-9	Baker-20/Barry-9	17,317
2	11/3	106-94	+12	@Denver	W	2-0	Stojakovic-24/Pollard,Funderburke,Turkoglu-7	Van Exel-32/Van Exel-9	15,138
3	11/4	103-83	+20	San Antonio	W	3-0	Divac-25/Divac-11	Duncan-17/Duncan-13	17,317
4	11/6	115-99	+16	@Cleveland	W	4-0	Stojakovic-32/Divac,Stojakovic-10	Murray-22/Doleac-11	14,584
5	11/7	104-116	-12	@Indiana	L	4-1	Stojakovic-36/Divac-10	Harrington-22/O'Neal-9	15,309
6	11/9	105-115	-10	@Orlando	L	4-2	Stojakovic-31/Divac-15	McGrady-44/McGrady-13	17,248
7	11/10	90-75	+15	@Miami	W	5-2	Stojakovic-22/Divac-10	Gatling,Jones-12/Mourning-8	17,853
8	11/13	95-86	+9	Toronto	W	6-2	Bibby 20/Pollard-12	Carter-23/Clark-10	17,317
9	11/16	105-71	+34	Chicago	W	7-2	Stojakovic-21/Funderburke-8	Mercer-14/Miller-8	17,317
10	11/18	85-93	-8	@LA Lakers	L	7-3	Stojakovic-25/Divac-15	Bryant-29/O'Neal-15	18,997
11	11/19	113-77	+36	Houston	W	8-3	Stojakovic-25/Pollard 14	Francis-18/Thomas,Willis-7	17,317
12	11/21	95-83	+12	Portland	W	9-3	Bibby 25/Divac,Pollard-10	Wells-13/Wallace-12	17,317
13	11/24	98-97	+1	New Jersey	W	10-3	Stojakovic-29/Divac-19	Martin-20/Kidd,Van Horn-10	17,317
14	11/26	94-98	-4	@Memphis	L	10-4	Stojakovic-21/Divac,Pollard-12	Buford-21/Massenburg-10	12,215
15	11/27	89-84	+5	@Houston	W	11-4	Stojakovic-24/Pollard-11	Torres-20/Thomas-19	10,467
16	11/29	110-98	+12	@Dallas	W	12-4	Stojakovic-32/Pollard-17	Nowitzki-29/Nowitzki-11	18,384
17	11/30	109-106*	+3	@San Antonio	W	13-4	Turkoglu-24/Jackson,Stojakovic-8	Duncan-38/Robinson-12	26,808
18	12/2	114-120*	-6	Dallas	L	13-5	Stojakovic-31/Divac-17	Nowitzki-32/Nowitzki-14	17,317
19	12/4	94-84	+10	Philadelphia	W	14-5	Stojakovic-20/Pollard-13	Iverson-24/Mutombo-13	17,317
20	12/7	97-91	+6	LA Lakers	W	15-5	Stojakovic-25/Stojakovic-8	O'Neal-31/O'Neal-16	17,317
21	12/9	95-88	+7	Miami	W	16-5	Stojakovic-23/Christie-9	Jackson-17/Jackson-11	17,317
22	12/11	112-100	+12	Orlando	W	17-5	Webber-24/Christie-13	McGrady-21/Miller-9	17,317
23	12/12	88-114	-26	@Phoenix	L	17-6	Webber-21/Webber-12	Delk,Marion-21/Marion-13	14,568
24	12/14	94-114	-20	@Minnesota	L	17-7	Webber-26/Webber-9	Garnett-29/Garnett-24	17,113
25	12/16	104-87	+17	Memphis	W	18-7	Webber-22/Christie-12	Gasol-15/Gasol-12	17,713
26	12/18	102-98	+4	Detroit	W	19-7	Bibby-25/Webber-14	Stackhouse-35/Wallace-9	17,713
27	12/19	92-104	-12	@Seattle	L	19-8	Christie-23/Divac-8	Payton-27/Barry,Baker-9	15,831
28	12/22	85-101	-16	@LA Clippers	L	19-9	Christie,Jackson-19/Divac-12	Brand-26/Brand-13	18,964
29	12/23	133-101	+32	Phoenix	W	20-9	Stojakovic-26/Turkoglu 10	Delk-24/Voskuhl-6	17,317
30	12/26	89-74	+15	Portland	W	21-9	Stojakovic-19/Webber-13	Wallace-25/Wallace-13	17,317
31	12/28	125-111	+14	Minnesota	W	22-9	Stojakovic-27/Divac,Webber-8	Szczerbiak-31/Nesterovic-10	17,317
32	12/30	109-94	+15	Boston	W	23-9	Webber-30/Pollard 11	Pierce-26/Battie,Walker-8	17,317
33	1/2	105-91	+14	LA Clippers	W	24-9	Webber-21/Webber-10	McInnis-20/Olowokandi-12	17,317
34	1/5	118-112	+6	@Phoenix	W	25-9	Webber-35/Pollard-13	Marbury-35/Marion,Majerle-8	17,042
35	1/6	115-101	+14	Milwaukee	W	26-9	Stojakovic-29/Divac-13	Allen-29/Mason-14	17,317
36	1/13	103-100	+3	Phoenix	W	27-9	Webber-28/Webber-13	Marbury-33/Hardaway-11	17,317
37	1/15	109-102	+7	Cleveland	W	28-9	Stojakovic-36/Webber-14	Murray-22/Skinner-12	17,317
38	1/16	112-107	+5	@Denver	W	29-9	Stojakovic-29/Webber-12	LaFrentz-30/LaFrentz-10	16,780
39	1/18	121-97	+24	Golden State	W	30-9	Webber-26/Webber,Turkoglu-8	Jamison-24/Fortson-12	17,317
40	1/21	112-98	+14	Memphis	W	31-9	Webber-24/Pollard,Webber-11	Massenburg-23/Swift-11	17,317
41	1/22	110-116*	-6	@Portland	L	31-10	Webber-34/Divac-9	Wells-34/Wallace-15	19,980
42	1/24	113-80	+33	Utah	W	32-10	Webber-24/Divac,Pollard-8	Malone-14/Padgett,Russell-8	17,310
43	1/26	114-90	+24	@Utah	W	33-10	Stojakovic-25/Pollard-15	Malone-17/Malone-10	19,571
44	1/31	99-95	+4	@Seattle	W	34-10	Stojakovic-32/Divac-10	Payton-25/Mason-13	17,072
45	2/1	132-96	+36	Denver	W	35-10	Webber-29/Webber-12	LaFrentz-16/LaFrentz-11	17,317
46	2/3	112-107	+5	@Minnesota	W	36-10	Webber-31/Webber-14	Garnett-32/Garnett-12	19,006
47	2/4	83-117	-34	@New Jersey	L	36-11	Webber-23/Webber-9	Van Horn-25/Van Horn-8	14,840
48	2/6	102-85	+17	@Boston	W	37-11	Stojakovic-24/Divac-14	Walker-26/Pierce-8	15,621
49	2/7	101-108	-7	@Washington	L	37-12	Webber-21/Divac-10	Hamilton-33/Jones-15	20,674
50	2/12	99-86	+13	San Antonio	W	38-12	Stojakovic-23/Webber-12	Duncan-24/Duncan-21	17,317
51	2/14	109-93	+16	Washington	W	39-12	Stojakovic-21/Webber-14	Hamilton-20/Laettner-11	17,317
52	2/17	116-126	-10	Seattle	L	39-13	Webber-39/Webber-11	Payton-31/James,Lewis-9	17,317
53	2/19	99-79	+20	Atlanta	W	40-13	Webber-19/Webber-12	Terry-17/Newble,Abdur-Rahim-9	17.317
54	2/21	92-115	-23	@San Antonio	L	40-14	Jackson-18/Divac-9	C. Smith-32/Duncan-13	18,594
55	2/23	97-111	-14	@Dallas	L	40-15	Webber-28/Webber-14	Nash-28/Nowitzki-21	20,181
56	2/26	107-81	+26	Utah	W	41-15	Stojakovic-19/Divac-12	3 players-11/Collins,Padgett-8	17,317
57	3/1	116-108	+8	@Golden State	W	42-15	Webber-32/Divac-10	Jamison-20/Fortson-17	19,869
58	3/3	86-97	-11	Indiana	L	42-16	Bibby-19/Divac-14	O'Neal-29/Miller,O'Neal-11	17,317
59	3/4	95-107	-12	@Portland	L	42-17	Stojakovic-26/Webber-8	Wells-20/Davis-14	19,980
60	3/8	99-87	+12	Charlotte	W	43-17	Stojakovic-24/Divac-10	Nailon-18/Campbell-8	17,317
61	3/10	98-73	+25	@Milwaukee	W	44-17	Stojakovic-21/Webber-15	3 players-14/Robinson-9	18,178
62	3/11	107-103	+4	@Chicago	W	45-17	Stojakovic-29/Divac-14	Rose-35/Chandler-12	19,208
63	3/13	92-88	+4	@Philadelphia	W	46-17	Webber-22/Webber-10	Iverson-32/Mutombo-17	20,804
64	3/14	96-113	-17	@New York	L	46-18	Bibby 21/Pollard 16	Sprewell-43/Thomas-11	19,763
65	3/17	116-113	+3	@Toronto	W	47-18	Webber-31/Webber-15	Carter-22/Olajuwon-13	19,800
66	3/19	110-87	+23	Houston	W	48-18	Webber-35/Webber-12	Mobley-17/Thomas-11	17,317
67	3/21	118-82	+36	Denver	W	49-18	Turkoglu-31/Divac-10	McCloud-15/Cheaney,Howard-7	17,317
68	3/24	96-97	-1	LA Lakers	L	49-19	Webber-24/Divac-17	Bryant-29/O'Neal,Shaw-7	17,317
69	3/26	107-90	+17	LA Clippers	W	50-19	Webber-35/Webber-13	Olowokandi-23/Olowokandi-10	17,317
70	3/28	101-74	+27	@Houston	W	51-19	Webber-19/Divac,Jackson,Webber-9	Thomas-20/Thomas-15	12,515
71	3/29	92-87	+5	@Charlotte	W	52-19	Webber-23/Webber-12	Mashburn-22/Brown-11	14,092
72	3/31	92-91	+1	@Atlanta	W	53-19	Webber-29/Webber-12	Vaughn-20/Mohammed-17	19,841
73	4/2	107-83	+24	@Memphis	W	54-19	Jackson-19/Webber-11	Swift-20/Gasol-14	11,835
74	4/3	107-86	+21	@Detroit	W	55-19	Webber-28/Divac-9	Williamson-13/Wallace-11	22,076
75	4/5	117-109	+8	@Utah	W	56-19	Webber-28/Webber-10	Marshall-32/Marshall-13	19,911
76	4/7	116-82	+34	New York	W	57-19	Webber-16/Webber-14	Sprewell-19/Houston-12	17,317
77	4/9	122-103	+19	Minnesota	W	58-19	Webber-30/Pollard-8	Szczerbiak-16/Garnett-12	17,317
78	4/10	118-116	+2	@Golden State	W	59-19	Webber-31/Webber-12	Jamison-20/Richardson-10	16,232
79	4/12	125-106	+19	@LA Clippers	W	60-19	Webber-28/Divac-10	Brand-24/Brand,Olowokandi-7	19,818
80	4/14	100-113	-13	Dallas	L	60-20	Webber-19/WebberDivac-9	Van Exel-27/LaFrentz-13	17,317
81	4/16	120-106	+14	Golden State	W	61-20	Funderburke-29/Pollard-14	Richardson-40/Arenas-9	17,317
82	4/17	95-109	-14	@LA Lakers	L	61-21	Bibby,Funderburke-15/Pollard-11	Bryant,O'Neal-21/Walker-15	18,997

* = OT



Front row — from left to right, Keon Clark, Hedo Turkoglu, Gerald Wallace, Vlade Divac, Chris Webber, Peja Stojakovic, Lawrence Funderburke, Scot Pollard. **Back row — from left to right,** Special Assistant to the President, Basketball Operations Pete Carril, Assistant Coach Terry Porter, Assistant Coach Elston Turner, Assistant Coach John Wetzel, Head Coach Rick Adelman, Damon Jones, Mateen Cleaves, Bobby Jackson, Mike Bibby, Jim Jackson, Doug Christie, Trainer Pete Youngman, Owner Gavin Maloof, Owner Joe Maloof, President, Basketball Operations Geoff Petrie.

FINAL STATISTICS

PLAYER	G.	MIN.	FGM	FGA	PCT.	FTM	FTA	PCT.	OFF.	DEF.	TOT.	AST.	PF	DQ	STL.	TO	BLK.	PTS.	AVG.
Chris Webber	67	2622	661	1433	.461	215	354	.607	160	544	704	364	204	1	106	215	88	1542	23.0
Peja Stojakovic	72	2450	497	1034	.481	231	264	.875	61	336	397	141	143	1	72	101	5	1380	19.2
Mike Bibby	55	1835	329	700	.470	161	187	.861	34	113	147	285	93	0	72	127	8	875	15.9
Bobby Jackson	59	1676	340	732	.464	126	149	.846	57	162	219	182	126	0	71	106	3	895	15.2
Vlade Divac	80	2384	305	655	.466	179	251	.713	157	417	574	274	239	3	83	152	105	795	9.9
Doug Christie	80	2710	267	557	.479	141	174	.810	61	281	342	376	186	1	180	144	37	748	9.4
Jim Jackson	63	1309	204	462	.442	47	55	.855	84	178	262	118	132	0	31	80	4	487	7.7
Keon Clark	80	1780	226	451	.501	84	128	.656	138	313	451	80	227	2	38	94	150	536	6.7
Hedo Turkoglu	67	1175	165	391	.422	88	110	.800	35	153	188	87	125	0	25	50	12	447	6.7
Gerald Wallace	47	571	90	183	.492	39	74	.527	38	90	128	23	68	0	24	44	15	220	4.7
Damon Jones	49	709	80	210	.381	20	27	.741	11	59	70	80	42	0	18	23	4	224	4.6
Scot Pollard	23	325	40	87	.460	23	38	.605	46	60	106	6	50	0	13	15	15	103	4.5
Lawrence Funderburke	27	229	32	72	.444	10	17	.588	17	38	55	8	25	0	1	6	11	74	2.7
Mateen Cleaves	12	55	6	23	.261	3	4	.750	1	7	8	10	6	0	2	14	0	16	1.3
Kings	82	19830	3242	6990	.464	1367	1832	.746	900	2751	3651	2034	16668		736	1192	457	8342	101.7
Opponents	82	19830	2991	7125	.420	1454	1962	.741	1145	2614	3759	1759	16359		684	1262	356	7809	95.2

3-Pt. FG: Sacramento Kings 491-1288 (.381); Cleaves 1-1 (1.000); J. Jackson 32-71 (.451); Bibby 56-137 (.409); Christie 73-185 (.395); Stojakovic 155-406 (.382); B. Jackson 89-235 (.379); Turkoglu 29-78 (.372); Jones 44-121 (.364); Wallace 1-4 (.250); Divac 6-25 (.240); Webber 5-21 (.238); Clark 0-4. Opponents 373-1166 (.320).

* = OT

2002-03 PLAYOFFS

First Place in Pacific Division
First Round (4-1)

April 19	Sacramento	96	vs.	Utah	90
April 21	Sacramento	108	vs.	Utah	95
April 26	Sacramento	104	@	Utah	107
April 28	Sacramento	99	@	Utah	82
April 30	Sacramento	111	vs.	Utah	91

Semifinals (3-4)

May 6	Sacramento	124	@	Dallas	113
May 8	Sacramento	110	@	Dallas	132
May 10	Sacramento	137	vs.	Dallas	141**
May 11	Sacramento	99	vs.	Dallas	83
May 13	Sacramento	93	@	Dallas	112
May 15	Sacramento	115	vs.	Dallas	109
May 17	Sacramento	99	@	Dallas	112

TEAM NOTES

- Despite numerous injuries, the Kings finished with the third-best record in the NBA, 59-23, and claimed their second straight Pacific Division title.
- Kings guard Bobby Jackson became the first Kings player and only the second point guard in NBA history to win the NBA Sixth Man of the Year award.

G	DATE	SCORE	+/-	OPPONENT	W/L	REC	KINGS HI. SCORER/REBOUNDER	OPP. HI. SCORER/REBOUNDER	ATT
1	10/29	94-67	+27	Cleveland	W	1-0	Jones-18/Webber-14	Davis-17/Hill-11	17,317
2	10/31	100-72	+28	Portland	W	2-0	Stojakovic-26/B. Jackson,Wallace-10	Wallace-24/Davis-11	17,317
3	11/2	116-99	+17	@Memphis	W	3-0	Divac-24/Clark-10	Gasol-20/Gasol,Swift-7	17,112
4	11/3	78-88	-10	@Miami	L	3-1	Clark-19/Divac-10	Jones-16/Grant-14	15,468
5	11/5	121-125	-4	@Orlando	L	3-2	B. Jackson-26/Funderburke-12	McGrady-41/Burke,McGrady-8	14,292
6	11/6	88-95	-7	@New York	L	3-3	Webber-22/Webber-11	Houston-21/Harrington-8	19,763
7	11/8	99-91	+8	Memphis	W	4-3	Stojakovic-22/Webber-17	Gooden-23/Swift-10	17,317
8	11/10	105-97	+8	Atlanta	W	5-3	Webber-27/Divac-10	Abdur-Rahim-32/Ratliff-13	17,317
9	11/13	104-93	+11	@Golden State	W	6-3	Webber-33/B. Jackson-9	Jamison-31/Dampier-12	18,369
10	11/15	97-111	-14	@Seattle	L	6-4	Webber-24/Clark-9	Payton-24/Mason-17	17,072
11	11/17	101-99	+2	Orlando	W	7-4	Webber-24/Divac,Webber-10	McGrady-36/McGrady-14	17,317
12	11/19	111-98	+13	Chicago	W	8-4	Christie,B. Jackson-22/Divac-10	Baxter-17/Marshall-10	17,317
13	11/20	93-89	+4	@L.A. Clippers	W	9-4	B. Jackson,Webber-19/Clark-11	Maggette-30/Olowokandi-12	18,087
14	11/22	118-101	+17	Phoenix	W	10-4	B. Jackson-24/Webber-13	Marbury-39Marion-10	17,317
15	11/23	95-94	+1	@Portland	W	11-4	Webber-24/Webber-10	Wallace-30/Wallace-9	18,782
16	11/26	91-85	+6	@Cleveland	W	12-4	Webber-28/Webber-11	Davis-22/Hill,Ilgauskas-11	11,595
17	11/27	74-90	-16	@Minnesota	L	12-5	Webber-19/Webber-11	Garnett-20/Garnett-13	17,821
18	11/29	107-94	+13	L.A. Clippers	W	13-5	B. Jackson-31/Wallace-10	Brand-25/Brand-12	17,317
19	12/1	103-84	+19	Houston	W	14-5	Wallace-21/Wallace-8	Francis-22/Thomas-8	17,317
20	12/3	98-86	+12	Minnesota	W	15-5	B. Jackson-24/Webber-11	Hudson-19/Garnett-16	17,317
21	12/4	92-90	+2	@Denver	W	16-5	Webber-31/Divac-14	Whitney-22/Howard-7	13,002
22	12/6	98-77	+21	Denver	W	17-5	Christie 23/Webber-11	Posey-22/Howard-10	17,317
23	12/8	104-80	+24	@San Antonio	W	18-5	J. Jackson,Webber-23/Webber-13	Duncan-16/Duncan-13	16,873
24	12/10	96-103	-7	@Houston	L	18-6	Webber-30/Webber-11	Francis-32/Yao-15	13,158
25	12/14	98-96	+2	@Utah	W	19-6	Webber-27/Webber-13	Kirilenko-18/Cheaney,Jackson-8	19,911
26	12/15	107-92	+15	New Orleans	W	20-6	Webber-28/Webber-8	Davis-23/Brown-13	17,317
27	12/17	95-86	+9	Phoenix	W	21-6	Webber-27/Divac,Webber-12	Jacobsen-15/Outlaw-11	17,317
28	12/19	81-83	-2	San Antonio	L	21-7	Webber-23/Webber-12	Duncan-23/Duncan-14	17,317
29	12/21	101-110	-9	@Phoenix	L	21-8	Webber-29/Webber-15	Marbury,Marion-28/Stdmre-12	18,133
30	12/22	103-88	+15	Golden State	W	22-8	Stojakovic,Webber-20/Webber-12	Jamison-20/Foyle-15	17,317
31	12/25	105-99	+6	@L.A. Lakers	W	23-8	Stojakovic-26/Webber-15	Bryant,O'Neal-27/O'Neal-17	18,997
32	12/28	113-119*	-6	Portland	L	23-9	Bibby-22/Webber-10	Wells-32/Davis-14	17,317
33	1/4	87-76	+11	@Denver	W	24-9	Bibby-24/Stojakovic-10	Howard-20/Howard-15	17,393
34	1/5	96-70	+26	Miami	W	25-9	Bibby-22/Divac-12	C. Butler-16/Grant-12	17,317
35	1/7	101-76	+25	@Milwaukee	W	26-9	Bibby-20/Webber-13	Allen-16/Johnson-7	16,072
36	1/9	118-82	+36	@New Jersey	W	27-9	Stojakovic-24/Webber-11	Collins,Harris,Johnson-11/Martin-13	20,049
37	1/10	109-115*	-6	@Minnesota	L	27-10	Webber-30/Webber-8	Smith-25/Garnett-15	16,591
38	1/12	106-98	+8	Memphis	W	28-10	Stojakovic-30/Divac,Webber-10	Gasol-26/Gasol-12	17,317
39	1/15	123-94	+29	Dallas	W	29-10	Webber-29/Webber-15	Van Exel-20/Nowitzki-9	17,317
40	1/18	107-112	-5	@L.A. Clippers	L	29-11	Stojakovic-37/Divac-10	Brand-34/Brand-15	20,037
41	1/20	102-80	+22	@Golden State	W	30-11	Divac,Stojakovic,Webber-16/Divac-11	Richardson-28/Murphy-15	19,871
42	1/21	109-102	+7	New Jersey	W	31-11	Webber-36/Webber-15	Kidd-27/Martin-13	17,317
43	1/23	104-98	+6	@Memphis	W	32-11	Webber-26/Divac-11	Gasol-24/Gasol-17	13,228
44	1/24	104-115	-11	@Atlanta	L	32-12	Webber-32/Webber-13	Robinson-29/Abdur-Rahim-9	15,697
45	1/26	97-101	-4	@Toronto	L	32-13	Bibby-30/Webber-19	Carter-22/J. Williams-14	19,800
46	1/28	92-102	-10	Utah	L	32-14	Stojakovic-32/Divac,Stojakovic-6	Malone-29/Malone-10	17,317
47	1/30	95-77	+18	@Seattle	W	33-14	Turkoglu-22/Stojakovic-14	Lewis-25/Mason-11	16,286
48	1/31	113-124	-11	L.A. Lakers	L	33-15	Stojakovic-36/Turkoglu-7	Bryant-38/O'Neal-10	17,317
49	2/2	89-105	-16	@Houston	L	33-16	Stojakovic-31/4 players-6	Griffin-22/Yao-11	16,285
50	2/4	110-109	+1	@Dallas	W	34-16	Bibby-27/Stojakovic-14	Finley,Nowitzki-28/Nowitzki-16	20,102
51	2/5	84-108	-24	@New Orleans	L	34-17	Stojakovic-20/Clark-9	Mashburn-26/Brown-10	17,217
52	2/11	99-80	+19	Washington	W	35-17	Stojakovic-20/Christie-12	Hughes-19/Laettner-11	17,317
53	2/14	110-81	+29	Seattle	W	36-17	Stojakovic-24/Clark-14	Payton-20/Payton-7	17,317
54	2/16	101-104	-3	San Antonio	L	36-18	Divac-22/Clark-13	Duncan-34/Duncan-12	17,317
55	2/18	102-93	+9	Milwaukee	W	37-18	Stojakovic-26/Divac-19	Kukoc-21/Caffey-11	17,317
56	2/20	105-83	+22	Boston	W	38-18	Clark,Christie-18/Clark,Stojakovic-9	Pierce-22/Pierce-12	17,317
57	2/23	99-92	+7	New York	W	39-18	Webber-20/Webber-11	Thomas-17/Weatherspoon-11	17,317
58	2/25	81-75	+6	Detroit	W	40-18	Webber-19/Webber-13	Hamilton-18/Wallace-19	17,317
59	2/27	126-124*	+2	@Dallas	W	41-18	Stojakovic-36/Clark-11	Nowitzki-36/Nowitzki-13	20,059
60	3/1	100-108	-8	@San Antonio	L	41-19	Webber-36/Webber-9	Parker-32/Duncan-15	18,797
61	3/3	107-99	+8	Philadelphia	W	42-19	Webber-29/Divac-13	Iverson-35/Coleman-10	17,317
62	3/5	96-95*	+1	Minnesota	W	43-19	Webber-25/Stojakovic,Webber-11	Garnett-27/Garnett-24	17,317
63	3/7	108-105*	+3	@Utah	W	44-19	Bibby,Webber-24/Webber-15	Malone-25/Ostertag-11	19,911
64	3/9	107-88	+19	Indiana	W	45-19	Bibby,B. Jackson-17/Webber-12	Harrington-27/Foster,Harrington-11	17,317
65	3/13	84-109	-25	@Phoenix	L	45-20	Webber-22/Webber-11	Marion-27/Stoudamire,Marion-11	18,184
66	3/14	119-84	+35	Toronto	W	46-20	Webber-26/Webber-10	Carter,Peterson-16/N'diaye-10	17,317
67	3/16	123-129*	-6	Dallas	L	46-21	Stojakovic-30/Webber-15	Nowitzki-34/Nowitzki-18	17,317
68	3/18	117-91	+26	Golden State	W	47-21	Stojakovic-20/Pollard-12	Arenas-22/Dampier-11	17,317
69	3/20	107-99	+8	L.A. Lakers	W	48-21	Webber-26/Webber-11	Bryant-34/Bryant,O'Neal-13	17,317
70	3/22	113-104	+9	@Portland	W	49-21	Stojakovic-30/Webber-15	Wallace-31/Davis,Wallace-6	20,580
71	3/23	109-108	+1	Houston	W	50-21	Webber-24/Divac-12	Francis-38/Yao-19	17,317
72	3/27	93-83	+10	L.A. Clippers	W	51-21	Webber-23/Divac-13	Wilcox-16/Ely-12	17,317
73	3/29	107-92	+15	@Chicago	W	52-21	Stojakovic-27/Pollard-13	Curry-24/Curry-14	22,638
74	3/30	88-99	-11	@Detroit	L	52-22	Webber-22/Webber-8	Robinson-21/Wallace-16	22,076
75	4/1	103-98	+5	@Indiana	W	53-22	Stojakovic-26/Pollard-16	O'Neal-24/B. Miller-11	17,088
76	4/2	105-99	+6	@Washington	W	54-22	Webber-28/Webber-9	Stackhouse-27/Lue-8	20,172
77	4/4	93-92	+1	@Boston	W	55-22	Webber-27/Webber-11	Pierce-40/Bremer,Walker,Williams-6	18,624
78	4/6	97-81	+16	@Philadelphia	W	56-22	Stojakovic,Webber-21/Webber-11	Iverson-24/Coleman-10	20,702
79	4/8	107-85	+22	Seattle	W	57-22	Webber-20/Clark-8	Allen,Drobnjak-22/Evans,Radmanovic-8	17,317
80	4/10	104-117	-13	@L.A. Lakers	L	57-23	Bibby,Webber-24/Webber-9	Bryant-34/O'Neal-16	18,997
81	4/11	105-103	+2	Denver	W	58-23	Webber-29/Webber-10	Howard-24/Camby-16	17,317
82	4/16	95-84	+11	Utah	W	59-23	Webber-15/B. Jackson-7	Kirilenko-15/Massenburg,Ostertag-6	17,317

* = OT

BACK TO TABLE OF CONTENTS



Front row — from left to right, Tony Massenburg, Gerald Wallace, Brad Miller, Vlade Divac, Chris Webber, Peja Stojakovic, Jabari Smith, Darius Songaila. **Back row — from left to right,** Assistant Coach/Scout Bubba Burrage, Assistant Coach John Wetzel, Assistant Coach Elston Turner, Head Coach Rick Adelman, Anthony Peeler, Bobby Jackson, Mike Bibby, Rodney Buford, Doug Christie, Assistant Coach Pete Carril, Trainer Pete Youngman, President, Basketball Operations Geoff Petrie, Vice President, Basketball Operations Wayne Cooper.

FINAL STATISTICS

PLAYER	G.	MIN.	FGM	FGA	PCT.	FTM	FTA	PCT.	OFF.	DEF.	TOT.	AST.	PF	DQ	STL.	TO	BLK.	PTS.	AVG.
Peja Stojakovic	81	3264	665	1386	.480	394	425	.927	91	417	508	173	159	0	108	153	14	1964	24.2
Chris Webber	23	831	174	421	.413	81	114	.711	48	152	200	105	76	1	31	60	20	430	18.7
Mike Bibby	82	2980	527	1170	.450	304	373	.815	67	210	277	444	146	0	112	175	18	1506	18.4
Brad Miller	72	2621	373	731	.510	256	329	.778	191	552	743	312	247	7	68	144	86	1014	14.1
Bobby Jackson	50	1185	263	592	.444	81	109	.752	55	119	174	105	106	1	49	63	8	689	13.8
Doug Christie	82	2780	317	688	.461	148	172	.860	69	260	329	347	186	0	151	155	41	831	10.1
Vlade Divac	81	2317	314	668	.470	170	260	.654	136	327	463	432	222	2	57	173	77	800	9.9
Anthony Peeler	75	1391	156	348	.448	68	61	.836	31	122	153	120	103	0	56	77	10	431	5.7
Darius Songaila	73	976	133	273	.487	71	88	.807	91	134	225	48	126	1	42	43	12	337	4.6
Tony Massenburg	59	789	104	219	.475	43	63	.683	57	131	188	29	144	0	14	45	18	251	4.3
Jabari Smith	31	168	26	70	.371	12	20	.600	11	20	31	11	25	0	2	7	6	64	2.1
Gerald Wallace	37	337	32	89	.360	11	24	.458	35	39	74	19	37	0	14	8	14	75	2.0
Rodney Buford	22	141	19	56	.339	3	6	.500	6	9	15	7	9	0	6	4	1	41	1.9
Kings	82	19780	3103	6711	.462	1626	2044	.796	888	2492	3380	2152	1586	12	710	1137	325	8433	102.8
Opponents	82	19780	3140	6920	.454	1333	1780	.749	1080	2521	3601	1743	1817	20	651	1225	413	8022	97.8

3-Pt. FG: Sacramento Kings 601-1498 (.401); Peeler 68-141 (.482); Stojakovic 240-554 (.433); Bibby 148-378 (.392); Jackson 81-219 (.370); Christie 49-142 (.345); Miller 12-38 (.316); Webber 1-5 (.200); Divac 2-13 (.154); Massenburg 0-1; Buford 0-2; Wallace 0-2; Smith 0-3. Opponents 409-1205 (.339).

2003-04 PLAYOFFS

Second Place in Pacific Division
First Round (4-1)

April 18	Sacramento	116	vs.	Dallas	105
April 20	Sacramento	83	vs.	Dallas	79
April 24	Sacramento	79	@	Dallas	104
April 26	Sacramento	94	@	Dallas	92
April 29	Sacramento	119	vs.	Dallas	118

Semifinals (3-4)

May 4	Sacramento	104	@	Minnesota	98
May 8	Sacramento	89	@	Minnesota	94
May 10	Sacramento	113	vs.	Minnesota	114*
May 12	Sacramento	87	vs.	Minnesota	81
May 14	Sacramento	74	@	Minnesota	86
May 16	Sacramento	104	vs.	Minnesota	87
May 19	Sacramento	80	@	Minnesota	83

* = OT

TEAM NOTES

- Kings finished second in the Pacific Division, compiling a 55-27 regular season record. It marked the fourth straight season in which the team had won 55 or more games.
- Kings forward-guard Peja Stojakovic finished second in the NBA in scoring (24.2 ppg) and led the league in free throw shooting (.927), becoming the first King to do so since Spud Webb (.934) during the 1994-95 season.

G	DATE	SCORE	+/-	OPPONENT	W/L	REC	KINGS HI. SCORER/REBOUNDER	OPP. HI. SCORER/REBOUNDER	ATT
1	10/29	106-92	+14	Cleveland	W	1-0	Stojakovic-22/Miller-9	James-25/Boozer-11	17,317
2	10/31	100-89	+11	Philadelphia	W	2-0	Stojakovic-28/Miller-9	Iverson-27/Coleman-10	17,317
3	11/1	88-109	-21	@Denver	L	2-1	Stojakovic-19/Miller-12	Anthony-23/Camby-12	18,111
4	11/5	125-121*	+4	@Minnesota	W	3-1	Stojakovic-34/Divac,Miller-8	Garnett-28/Garnett-11	15,889
5	11/7	111-114	-3	@New York	L	3-2	Stojakovic-36/Divac-7	Houston-39/Thomas-14	19,333
6	11/9	82-91	-9	@Boston	L	3-3	Miller-19/Miller-16	Baker-18/Baker-13	16,502
7	11/11	97-91	+6	Detroit	W	4-3	Bibby-23/Stojakovic-10	Hamilton-19/Okur-9	17,317
8	11/13	110-112*	-2	@Portland	L	4-4	Stoj.-27/Massenburg,Miller-7	Randolph-28/Randolph-14	17,422
9	11/14	94-64	+30	Toronto	W	5-4	Stojakovic-17/Miller-12	Carter,Murray-13/Davis-10	17,317
10	11/16	106-104	+2	Golden State	W	6-4	Stojakovic-33/Stojakovic-11	Richardson-31/Dampier-15	17,317
11	11/19	118-110	+8	@Utah	W	7-4	Stojakovic-30/Miller-13	Arroyo-25/Ostertag-10	17,664
12	11/21	122-92	+30	Orlando	W	8-4	Miller-22/Miller-14	Giricek-19/Hunter,McGrady-9	17,317
13	11/23	110-99	+11	Chicago	W	9-4	Stojakovic-21/Miller-10	Crawford-19/Chandler-12	17,317
14	11/25	109-89	+20	Memphis	W	10-4	Stojakovic-26/Stojakovic-9	Gasol-21/Gasol-10	17,317
15	11/28	103-74	+29	Houston	W	11-4	Miller-29/Christie,Miller-7	Mobley-17/Yao-8	17,317
16	11/30	105-92	+13	New Jersey	W	12-4	Stojakovic-25/Miller-11	Rogers-23/Martin-7	17,317
17	12/5	109-112*	-3	Minnesota	L	12-5	Miller-35/Stojakovic-11	Sprewell-37/Garnett-25	17,317
18	12/7	91-88	+3	Indiana	W	13-5	Stojakovic-27/Miller-15	O'Neal-20/O'Neal-13	17,317
19	12/9	105-95	+10	LA Clippers	W	14-5	Stojakovic-26/Bibby-7	Maggette-27/Kaman-14	17,317
20	12/12	100-93	+7	@Utah	W	15-5	Bibby-25/Miller,Stojakovic-8	Bell-17/Ostertag-12	19,678
21	12/14	107-102	+5	Phoenix	W	16-5	Stojakovic-36/Jackson,Miller-9	Marion-32/Marion-12	17,317
22	12/16	100-105	-5	@Memphis	L	16-6	Stojakovic-27/Miller-16	Gasol-22/Wright-13	11,210
23	12/18	101-90	+11	@New Orleans	W	17-6	Miller-21/Miller-14	Davis-23/Magloire-13	13,769
24	12/19	98-86	+12	@Atlanta	W	18-6	Stojakovic-31/Miller-12	Terry-25/Abdur-Rahim-10	11,666
25	12/21	117-98	+19	Portland	W	19-6	Stojakovic-29/Miller-14	Wallace-27Randolph-13	17,317
26	12/23	114-97	+17	Memphis	W	20-6	Stojakovic-41/Miller-17	Gasol-23/Gasol-10	17,317
27	12/25	103-111	-8	Dallas	L	20-7	Bibby-23/Miller-12	Nowitzki-31/Nowitzki-14	17,317
28	12/26	91-98	-7	@Golden State	L	20-8	Bibby-28/Miller-10	Richardson-25/Murphy-14	20,192
29	12/28	98-89	+9	Utah	W	21-8	Stojakovic-37/Christie-9	Kirilenko-21/Harpring,Kirilko-11	17,317
30	1/3	116-109	+7	@LA Clippers	W	22-8	Bibby-24/Miller-11	Drobnjak-22/Brand-9	18,252
31	1/4	130-99	+31	Seattle	W	23-8	Stojakovic-24/Miller-11	Lewis-18/Evans,Radmanovic-6	17,317
32	1/6	105-89	+16	Atlanta	W	24-8	Stojakovic-28/Miller-10	Abdur-Rahim,Jackson-19/Ab-Rahim,Henderson-8	17,317
33	1/7	93-104	-11	@Seattle	L	24-9	Bibby,Stojakovic-19/Miller-17	Allen-22/Evans-12	15,035
34	1/9	113-93	+20	@Phoenix	W	25-9	Stojakovic-29/Stojakovic-12	Johnson-23/Marion-11	16,848
35	1/11	117-106	+11	Denver	W	26-9	Stojakovic-33/Stojakovic-8	Miller-30/Anthony-12	17,317
36	1/13	90-86	+4	Miami	W	27-9	Stojakovic-24/Miller-9	Odom-21/Odom-12	17,317
37	1/16	103-83	+20	LA Lakers	W	28-9	Stojakovic-23/Miller-14	Rush-30/Sampson,Medv.-9	17,317
38	1/19	125-100	+25	@LA Clippers	W	29-9	Stojakovic-31/Miller-8	Brand-24/Maggette-9	17,325
39	1/20	104-109*	-5	Portland	L	29-10	Stojakovic-34/Jackson-10	Anderson-29/Wallace-15	17,317
40	1/22	95-89	+6	@Cleveland	W	30-10	Stojakovic-37/Miller-15	Wagner-20/Boozer-11	17,720
41	1/23	95-109	-14	@Memphis	L	30-11	Divac-17/Divac-12	Miller-27/Wright-14	17,119
42	1/25	99-108	-9	@Dallas	L	30-12	Stojakovic-24/Miller-17	Finley-23/Nowitzki-12	20,284
43	1/28	99-94	+5	@Houston	W	31-12	Bibby-28/Stojakovic-9	J. Jackson-28/Taylor-14	18,209
44	1/29	96-91	+5	@San Antonio	W	32-12	Stojakovic-22/Divac-9	Duncan-35/Duncan-18	17,669
45	1/31	110-103	+7	@Seattle	W	33-12	Stojakovic-29/Miller-17	Daniels-30/Allen-8	17,072
46	2/3	117-101	+16	Seattle	W	34-12	Stojakovic-26/Miller-15	Lewis-25/Evans,Potapenko-8	17,317
47	2/6	94-102	-8	San Antonio	L	34-13	Bibby,Divac,Stojakovic-20/Miller-11	Duncan-28/Duncan-14	17,317
48	2/8	115-92	+23	Denver	W	35-13	Stojakovic-35/Divac,Miller-10	Anthony-24/Camby-16	17,317
49	2/10	124-117	+7	@Milwaukee	W	36-13	Stojakovic-31/Miller-8	Kukoc,Mason-21/Skinner-10	17,407
50	2/11	96-94	+2	@Detroit	W	37-13	Bibby-26/Miller-15	Hamilton-27/Wallace-19	22,076
51	2/17	127-111	+16	Boston	W	38-13	Stojakovic-28/Divac-11	Davis-32/Mihm-8	17,317
52	2/19	75-92	-17	@Minnesota	L	38-14	Stojakovic-15/Divac-8	Garnett-22/Garnett-24	18,667
53	2/20	91-83	+8	@Chicago	W	39-14	Stojakovic-24/Divac,Songaila-11	Crawford-23/Davis-12	20,172
54	2/22	96-81	+15	@Toronto	W	40-14	Stoj.-27/Massenburg,Songaila-10	Bosh-20/Marshall-13	19,800
55	2/24	107-99	+8	New York	W	41-14	Bibby-28/Songaila-13	T. Thomas-33/K. Thomas-10	17,317
56	2/26	103-101	+2	@L.A. Lakers	W	42-14	Stojakovic-37/Stojakovic-9	Bryant-35/Bryant-11	18,997
57	2/27	97-102	-5	Utah	L	42-15	Bibby-26/Divac-8	Kirilenko-24/Ostertag,Kirilenko-11	17,317
58	2/29	108-94	+14	Phoenix	W	43-15	Stojakovic-32/Miller-10	Stoudemire-33/Stoudemire-17	17,317
59	3/2	113-106	+7	L.A. Clippers	W	44-15	Webber-26/Webber-12	Maggette-32/Brand,Richardson-8	17,317
60	3/4	114-105	+9	@Philadelphia	W	45-15	Stojakovic-27/Miller-7	Iverson-32/Dalembert-15	18,798
61	3/6	96-102	-6	@Miami	L	45-16	Bibby-24/Miller-11	Odom-30/Odom-19	16,500
62	3/7	107-90	+17	@Orlando	W	46-16	Stojakovic-28/Miller-13	Howard-26/Howard-8	15,625
63	3/9	96-92	+4	Golden State	W	47-16	Christie-23/Webber-11	Dampier-26/Dampier-18	17,317
64	3/11	120-102	+18	Dallas	W	48-16	Christie,Stojakovic-22/Miller-16	Nowitzki-21/Walker-9	17,317
65	3/12	81-83	-2	@Portland	L	48-17	Stojakovic-18/Stojakovic-9	Stoudamire-20/Randolph-14	20,308
66	3/14	101-87	+14	San Antonio	W	49-17	Bibby-24/Miller-13	Ginobili-16/Nesterovic-13	17,317
67	3/16	77-94	-17	@New Jersey	L	49-18	Bibby-17/Webber-9	Kittles-24/Collins-10	16,949
68	3/17	108-114	-6	@Washington	L	49-19	Stojakovic-25/Miller-8	Brown-30/Brown-19	15,255
69	3/19	94-92	+2	@Indiana	W	50-19	Bibby-25/Webber-16	O'Neal-23/Foster-12	18,345
70	3/21	100-95	+5	Houston	W	51-19	Stojakovic-29/Webber-15	Taylor-23/J. Jackson-11	17,317
71	3/23	101-112	-11	Milwaukee	L	51-20	Bibby-27/Webber-10	Redd-26/Van Horn-11	17,317
72	3/24	91-115	-24	@LA Lakers	L	51-21	Stojakovic-20/Stojakovic-8	Bryant-36/O'Neal-16	18,997
73	3/28	100-92	+8	Washington	W	52-21	Stojakovic-29/Stojakovic-11	Arenas-27/Brown-15	17,317
74	3/31	89-107	-18	@San Antonio	L	52-22	Stojakovic-19/Songaila-9	Ginobili-29/Duncan,Nesterovic,Turkoglu-7	18,797
75	4/1	117-127	-10	@Dallas	L	52-23	Bibby-23/Webber-11	Finley-29/Nowitzki-10	20,533
76	4/4	99-94	+5	@Houston	W	53-23	Stojakovic-28/Stojakovic-11	Yao-21/Yao-10	18,148
77	4/6	105-91	+14	New Orleans	W	54-23	Stojakovic-26/Miller-10	Armstrong-21/Magloire-13	17,317
78	4/8	86-94	-8	Minnesota	L	54-24	Webber-21/Webber-11	Cassell-29/Garnett-17	17,317
79	4/9	96-101	-5	@Phoenix	L	54-25	Bibby-26/Miller-15	Johnson-24/McDyess-15	18,422
80	4/11	102-85	+17	LA Lakers	W	55-25	Webber-25/Webber-12	Payton-15/Malone-11	17,317
81	4/12	89-97	-8	@Denver	L	55-26	Stojakovic-20/Miller-8	Miller-21/Camby-21	19,746
82	4/14	91-97	-6	@Golden State	L	55-27	Stojakovic-27/Miller-11	Richardson-28/Foyle-17	19,831

* = OT



Front row — from left to right, Owner Gavin Maloof, Darius Songaila, Brian Skinner, Brad Miller, Peja Stojakovic, Kenny Thomas, Corliss Williamson, Owner Joe Maloof. **Middle row — from left to right,** Assistant Coach/ Scout Bubba Burrage, Assistant Coach Elston Turner, Assistant Coach T.R. Dunn, Head Coach Rick Adelman, Cuttino Mobley, Bobby Jackson, Mike Bibby, Eddie House, Assistant Coach Pete Carril, Trainer Pete Youngman, President of Basketball Operations Geoff Petrie. **Back row — from left to right,** Maurice Evans, Kevin Martin, Erik Daniels, Greg Ostertag.

FINAL STATISTICS

PLAYER	G.	MIN.	FGM	FGA	PCT.	FTM	FTA	PCT.	OFF.	DEF.	TOT.	AST.	PF	DQ	STL.	TO	BLK.	PTS.	AVG.
Chris Webber*	46	1668	412	917	.449	143	179	.799	94	353	447	252	144	3	68	133	34	978	21.3
Peja Stojakovic	66	2534	451	1016	.444	253	275	.920	62	223	285	138	157	0	79	102	12	1329	20.1
Mike Bibby	80	3084	560	1264	.443	320	413	.775	77	255	332	541	191	0	124	203	30	1571	19.6
Cuttino Mobley (Tot)	66	2388	408	932	.438	168	205	.820	45	184	229	188	152	1	74	133	30	1134	17.2
Cuttino Mobley (Sac)	43	1662	280	636	.440	113	136	.831	34	132	166	146	103	0	51	92	21	765	17.8
Brad Miller	56	2089	319	609	.524	233	287	.812	139	382	521	220	181	4	69	82	68	876	15.6
Kenny Thomas (Tot)	73	2167	367	781	.470	173	227	.762	184	351	535	152	227	3	67	131	17	908	12.4
Kenny Thomas (Sac)	26	823	150	305	.492	78	108	.722	78	149	227	75	76	0	27	48	11	378	14.5
Bobby Jackson	25	536	109	255	.427	50	58	.862	23	62	85	59	58	1	14	28	2	301	12.0
Corliss Williamson (Tot)	72	1527	273	584	.467	195	244	.799	104	155	259	78	218	3	38	86	15	741	10.3
Corliss Williamson (Sac)	24	471	79	167	.473	65	79	.823	31	50	81	35	74	2	12	26	3	223	9.3
Darius Songaila	81	1668	257	488	.527	94	111	.847	125	219	344	114	206	2	51	70	18	608	7.5
Doug Christie*	31	996	83	204	.407	50	56	.893	29	94	123	153	61	0	43	68	13	226	7.3
Maurice Evans	65	1233	165	373	.442	59	78	.756	88	113	201	45	104	1	37	34	8	416	6.4
Eddie House (Tot)	68	891	165	366	.451	23	27	.852	16	67	83	96	65	0	44	35	6	397	5.8
Eddie House (Sac)	50	550	98	214	.458	13	14	.929	14	47	61	67	39	0	18	22	3	237	4.7
Brian Skinner (Tot)	49	941	104	205	.507	25	70	.357	107	173	280	43	102	0	31	40	49	233	4.8
Brian Skinner (Sac)	25	695	82	148	.554	20	53	.377	84	134	218	38	73	0	26	27	43	184	7.4
Matt Barnes	43	715	62	151	.411	35	58	.603	49	84	133	57	80	0	30	45	7	164	3.8
Kevin Martin	45	455	45	117	.385	36	55	.655	29	29	58	22	35	0	16	24	3	131	2.9
Michael Bradley*	8	48	8	12	.667	2	6	.333	5	6	11	2	8	0	0	3	0	18	2.3
Greg Ostertag	56	556	37	84	.440	13	38	.342	55	112	167	37	88	1	7	24	40	87	1.6
Erik Daniels	21	72	6	18	.333	0	0	---	7	11	18	4	7	0	2	6	0	13	0.6
Kings	82	19855	3203	6978	.459	1577	2004	.787	1023	2455	3478	2005	1685	14	674	1073	316	8505	103.7
Opponents	82	19855	3186	6941	.459	1485	2011	.738	1102	2532	3634	1766	17629		622	1204	365	8328	101.6

3-Pt. FG: Sacramento Kings 522-1396 (.374); Stojakovic 174-433 (.402); Bibby 131-364 (.360); Mobley 92-217 (.424)SAC, 150-342 (.439)TOT; Jackson 33-96 (.344); House 28-62 (.452)SAC, 44-97 (.454)TOT; Evans 27-82 (.329); Webber 11-29 (.379); Christie 10-39 (.256); Barnes 5-22 (.227); Martin 5-25 (.200); Miller 5-19 (.263); Daniels 1-2 (.500); Thomas 0-1 SAC, 1-5 (.200)TOT; Skinner 0-1 TOT; Ostertag 0-2; Williamson 0-2 TOT; Songaila 0-3. Opponents 471-1318 (.357).
* Did not finish season with team

* = OT

2004-05 PLAYOFFS

Second Place in Pacific Division
First Round (1-4)

April 23	Sacramento	82	@	Seattle	87
April 26	Sacramento	93	@	Seattle	105
April 29	Sacramento	116	vs.	Seattle	104
May 1	Sacramento	102	vs.	Seattle	115
May 3	Sacramento	118	@	Seattle	122

TEAM NOTES

- Kings finished second tin the Pacific Division, compiling a 50-32 regular season record. It marked the fifth straight season in which the team had won 50 or more games. Sacramento advanced to the postseason for the seventh consecutive season.
- Head Coach Rick Adelman earned his 700th coaching victory with the Kings' 112-93 win versus Portland (3/22/05), becoming the 15th NBA coach to reach the milestone.

G	DATE	SCORE	+/-	OPPONENT	W/L	REC	KINGS HI. SCORER/REBOUNDER	OPP. HI. SCORER/REBOUNDER	ATT
1	11/2	98-107	-9	@Dallas	L	0-1	Miller-24/Webber-10	Nowitzki-33/Nowitzki-10	20,041
2	11/3	85-101	-16	@San Antonio	L	0-2	Bibby-23/Webber-9	Duncan-30/Duncan-14	18,797
3	11/6	101-104*	-3	@Houston	L	0-3	Bibby-31/Webber-13	Yao-33/McGrady-13	18,003
4	11/9	108-92	+16	Toronto	W	1-3	Miller,Webber-21/Miller-12	Alston,Rose-15/Woods-11	17,317
5	11/10	78-108	-30	@Seattle	L	1-4	Miller-17/Miller-9	Allen-20/Fortson-13	14,355
6	11/13	113-111	+2	@Phoenix	W	2-4	Webber-28/Webber-10	Nash,Stoudemire-29/Marion-15	18,422
7	11/14	101-89	+12	Denver	W	3-4	Miller-26/Miller,Webber-9	Anthony-28/Elson-8	17,317
8	11/16	113-106	+7	Chicago	W	4-4	Stojakovic-29/Webber-13	Piatkowski-24/Chandler-14	17,317
9	11/19	107-105	+2	Memphis	W	5-4	Webber-31/Webber-12	Swift-23/Gasol-18	17,317
10	11/21	88-79	+9	Milwaukee	W	6-4	Stojakovic-21/Webber-14	Redd-16/Gadzuric-13	17,317
11	11/23	102-96	+6	Houston	W	7-4	Stojakovic-22/Bibby-9	Yao-29/Taylor-10	17,317
12	11/26	109-106	+3	@LA Lakers	W	8-4	Stojakovic-26/Webber-16	Bryant-40/Odom-14	18,997
13	11/28	110-121	-11	Minnesota	L	8-5	Webber-25/Webber-10	Garnett-28/Garnett-16	17,317
14	11/30	98-93	+5	@Memphis	W	9-5	Stojakovic-29/Webber-11	Miller-25/Gasol-13	14,192
15	12/1	94-81	+13	@New Orleans	W	10-5	Miller-24/Bibby,Webber-7	Wesley-18/Lynch-10	12,133
16	12/3	113-87	+26	Indiana	W	11-5	Webber-29/Miller-13	Tinsley-21/Edwards,Gill,Jones-5	17,317
17	12/5	119-105	+14	Boston	W	12-5	Stojakovic-27/Miller,Webber-10	Blount-18/LaFrentz-14	17,317
18	12/7	109-92	+17	Charlotte	W	13-5	Stojakovic-30/Stojakovic-12	S. Smith-16/Okafor-15	17,317
19	12/10	105-113	-8	@Minnesota	L	13-6	Webber-25/Miller-9	Garnett-35/Garnett-18	19,101
20	12/11	97-92*	+5	@Indiana	W	14-6	Webber-26/Miller-13	Croshere-21/Foster-18	17,091
21	12/14	89-86	+3	@Milwaukee	W	15-6	Bibby-27/Miller-11	Mason-23/Gadzuric-8	13,687
22	12/16	99-115	-16	LA Lakers	L	15-7	Jackson,Webber-20/Songaila-10	Bryant-31/Mihm-8	17,317
23	12/19	107-71	+36	New Orleans	W	16-7	Stojakovic-21/Songaila-11	Brown,Dickau-14/Andersen-7	17,317
24	12/21	104-93	+13	Washington	W	17-7	Stojakovic-26/Webber-10	Arenas-22/Jamison-8	17,317
25	12/23	107-109	-2	Miami	L	17-8	Webber-26/Ostertag-10	O'Neal-25/Haslem-12	17,317
26	12/26	94-98	-4	Golden State	L	17-9	Webber-28/Miller-13	Richardson-26/Murphy-13	17,317
27	12/31	109-102	+7	@Utah	W	18-9	Stojakovic-26/Miller-10	Boozer-25/Boozer,Harpring-10	19,911
28	1/2	86-81	+5	San Antonio	W	19-9	Stojakovic-28/Webber-13	Ginobili-18/Nesterovic-12	17,317
29	1/4	105-98	+7	@New York	W	20-9	Webber-22/Webber-11	Marbury-26/Mohammed-11	19,763
30	1/5	93-96	-3	@Toronto	L	20-10	Bibby-32/Miller-19	Bosh-23/Araujo-14	18,288
31	1/7	100-97	+3	@Atlanta	W	21-10	Bibby-31/Webber-8	Harrington-22/Walker-11	13,626
32	1/8	117-121*	-4	@New Orleans	L	21-11	Stojakovic-37/Miller-16	B. Davis-26/Brown-14	14,635
33	1/11	109-100	+9	Denver	W	22-11	Stojakovic-27/Miller,Songaila-8	Martin-17/Camby-11	17,317
34	1/13	107-93	+14	Utah	W	23-11	Stojakovic-27/Webber-15	Harpring-16/Boozer-9	17,317
35	1/15	99-95	+4	LA Clippers	W	24-11	Webber-36/Webber-10	Brand-25/Brand-14	17,317
36	1/17	89-83	+6	@LA Clippers	W	25-11	Webber-23/Webber-14	Brand-24/Kaman-15	17,139
37	1/18	113-107*	+6	Portland	W	26-11	Webber-32/Webber-13	Van Exel-30/Przybilla-22	17,317
38	1/20	123-96	+27	Cleveland	W	27-11	Webber-27Webber-13	James-18/Ilgauskas-11	17,317
39	1/23	73-103	-30	San Antonio	L	27-12	Bibby-13/Miller-14	Duncan-23/Duncan-13	17,317
40	1/25	113-93	+20	New Jersey	W	28-12	Miller-31/Miller-12	Carter-23/Krstic-7	17,317
41	1/27	80-90	-10	@San Antonio	L	28-13	Miller-19/Webber-8	Ginobili-25/Duncan-12	18,797
42	1/28	117-111*	+6	@Houston	W	29-13	Webber-30/Miller-14	McGrady-30/Yao-9	18,191
43	1/30	94-84	+10	@Minnesota	W	30-13	Miller-27/Miller-15	Garnett-21/Garnett-13	18,722
44	2/1	101-106	-5	Seattle	L	30-14	Bibby-25/Barnes-8	Lewis-24/Evans-15	17,317
45	2/2	111-107*	+4	@Golden State	W	31-14	Miller-38/Miller-17	Richardson-37/Najera-11	17,347
46	2/4	116-115	+1	New York	W	32-14	Bibby-40/Miller-9	Marbury-37/K. Thomas-17	17,317
47	2/5	108-114	-6	@Portland	L	32-15	Bibby-35/Webber-13	Stoudamire-30/Randolph,Przybilla-12	19,002
48	2/8	123-125	-2	Phoenix	L	32-16	Bibby-27/Miller,Webber-10	Nash-33/Marion-16	17,317
49	2/10	107-115	-8	@Seattle	L	32-17	Stojakovic-28/Webber-9	Allen-34/Evans-12	16,629
50	2/11	113-115	-2	Dallas	L	32-18	Bibby-25/Webber-11	Nowitzki-27/Dampier-8	17,317
51	2/13	104-100	+4	@Boston	W	33-18	Bibby-27/Webber-17	LaFrentz-25/LaFrentz-9	14,252
52	2/15	102-107	-5	@Chicago	L	33-19	Miller-23/Miller, Webber-9	Curry-25/Curry-12	21,789
53	2/16	85-96	-11	@New Jersey	L	33-20	Bibby-25/Webber-10	Carter-21/Collins-13	12,227
54	2/22	114-104	+10	Atlanta	W	34-20	Webber-30/Miller-14	Harrington-25/J. Smith-10	17,317
55	2/24	113-122	-9	@Dallas	L	34-21	Bibby,Mobley-26/Miller-15	Nowitzki-34/Nowitzki-11	20,377
56	2/26	101-99	+2	@Philadelphia	W	35-21	Bibby-19/Thomas-10	Iverson-27/Webber,Dalembt-11	21,068
57	2/27	110-108	+2	@Washington	W	36-21	Bibby-38/Thomas-12	Arenas-43/Brown-10	20,173
58	3/1	87-94	-7	@Charlotte	L	36-22	Williamson-18/Skinner-16	Brezec-19/Okafor-13	11,790
59	3/2	111-114	-3	@Orlando	L	36-23	Stojakovic-28/Songaila-7	Francis-29/Howard-16	13,568
60	3/4	83-104	-21	@Miami	L	36-24	Bibby-22/Skinner-11	Wade-22/Haslem-13	20,122
61	3/6	100-85	+15	Detroit	W	37-24	Bibby,Thomas-19/Skinner-12	R. Wallace-19/B. Wallace-14	17,317
62	3/8	85-82	+3	Memphis	W	38-24	Bibby-26/Evans-14	Cardinal-15/Miller-8	17,317
63	3/11	113-112	+1	LA Clippers	W	39-24	Bibby-28/Skinner,Thomas-9	Maggette-26/Kaman,Magtte-10	17,317
64	3/13	96-111	-15	Houston	L	39-25	Stojakovic-21/Skinner-11	McGrady-22/McGrady-12	17,317
65	3/15	105-94	+11	Orlando	W	40-25	Stojakovic-27/Skinner,Thomas-11	Francis-25/Cato-12	17,317
66	3/17	97-100	-3	@Golden State	L	40-26	Mobley-28/Skinner-11	Richardson-40/Murphy-13	17,836
67	3/19	111-107*	+4	@LA Clippers	W	41-26	Mobley,Stojakovic-24/Skinner-9	Maggette-28/Maggette-12	19,816
68	3/20	94-104	-10	Golden State	L	41-27	Bibby-24/Songaila-9	Murphy-29/Murphy-14	17,317
69	3/22	112-93	+19	Portland	W	42-27	Thomas-24/Thomas-9	Abdur-Rahim-27/Przybilla-21	17,317
70	3/24	109-101	+8	Dallas	W	43-27	Stojakovic-38/Stojakovic-9	Nowitzki-35/Howard-10	17,317
71	3/26	99-113	-14	@Denver	L	43-28	Stojakovic-24/Skinner-8	Anthony-28/Najera-11	19,729
72	3/28	118-109	+9	Philadelphia	W	44-28	Mobley-30/Skinner-19	Iverson-34/Dalembert-16	17,317
73	3/30	82-99	-17	@Detroit	L	44-29	Bibby-26/Thomas-11	Hamilton-24/B. Wallace-14	22,076
74	4/1	128-109	+19	@Cleveland	W	45-29	Bibby,Mobley,Stojakovic-22/Evans,Thomas-8	James-35/James-8	20,562
75	4/3	100-112	-12	Minnesota	L	45-30	Stojakovic-25/Thomas-16	Garnett-30/Garnett-13	17,317
76	4/5	122-101	+21	Seattle	W	46-30	Stojakovic-24/Thomas-8	Allen-23/Evans-12	17,317
77	4/8	119-115	+4	@Portland	W	47-30	Stojakovic-35/Skinner-16	Abdur-Rahim,Miles-23/Przybilla-15	17,539
78	4/10	124-105	+19	LA Lakers	W	48-30	Thomas-32/Thomas-14	Bryant-18/Butler,Grant-5	17,317
79	4/15	115-106	+9	@LA Lakers	W	49-30	Bibby-26/Thomas-9	Butler-34/Walton-12	18,997
80	4/16	98-116	-18	@Phoenix	L	49-31	House-17/Ostertag, Thomas-8	Stoudemire-38/Stoudemire-9	18,422
81	4/18	82-92	-10	@Utah	L	49-32	Bibby-26/Songaila-11	Harpring-24/Harpring-13	18,603
82	4/20	132-107	+25	Phoenix	W	50-32	Mobley,Songaila,Williamson-19/Ostertag-10	Stoudemire-30/Stoudemire-11	17,317



Front row — from left to right, Owner Gavin Maloof, Francisco Garcia, Ron Artest, Brad Miller, Shareef Abdur-Rahim, Kenny Thomas, Corliss Williamson, Owner Joe Maloof. **Middle row — from left to right,** Assistant Coach/Scout Bubba Burrage, Assistant Coach Elston Turner, Assistant Coach T.R. Dunn, Head Coach Rick Adelman, Jason Hart, Ronnie Price, Mike Bibby, Bonzi Wells, Assistant Coach Pete Carril, Trainer Pete Youngman, President of Basketball Operations Geoff Petrie, Vice President of Basketball Operations Wayne Cooper. **Back row — from left to right,** Jamal Sampson, Sergei Monia, Kevin Martin, Vitaly Potapenko.

FINAL STATISTICS

PLAYER	G.	MIN.	FGM	FGA	PCT.	FTM	FTA	PCT.	OFF.	DEF.	TOT.	AST.	PF	DQ	STL.	TO	BLK.	PTS.	AVG.
Mike Bibby	82	3167	597	1382	.432	342	403	.849	29	211	240	444	169	0	82	199	10	1728	21.1
Ron Artest (Tot)	56	2207	350	867	.404	206	305	.675	75	211	286	203	164	1	122	131	41	984	17.6
Ron Artest (Sac)	40	1604	241	630	.383	132	184	.717	49	159	208	168	119	1	80	88	30	674	16.9
Peja Stojakovic*	31	1147	171	424	.403	98	105	.933	34	131	165	68	82	2	19	51	2	511	16.5
Brad Miller	79	2923	434	877	.495	280	338	.828	122	493	615	374	234	1	61	180	62	1182	15.0
Bonzi Wells	52	1684	284	613	.463	129	190	.679	142	259	401	144	156	0	94	126	25	707	13.6
Shareef Abdur-Rahim	72	1961	332	632	.525	218	278	.784	106	251	357	149	227	1	48	108	42	887	12.3
Kevin Martin	72	1913	262	546	.480	188	222	.847	58	203	261	97	138	0	55	81	9	778	10.8
Kenny Thomas	82	2293	305	604	.505	138	204	.676	199	419	618	168	196	1	72	135	39	748	9.1
Francisco Garcia	67	1301	130	325	.400	78	101	.772	39	146	185	94	135	0	41	75	47	377	5.6
Corliss Williamson	37	362	43	103	.417	38	49	.776	21	46	67	14	56	0	7	30	4	126	3.4
Jason Hart	66	818	86	221	.389	37	56	.661	12	59	71	70	85	0	31	43	5	218	3.3
Sergei Monia (Tot)	26	343	29	87	.333	10	14	.714	11	41	52	19	41	0	7	12	5	77	3.0
Sergei Monia (Sac)	3	7	0	2	.000	2	2	1.000	0	1	1	0	0	0	1	0	0	2	0.7
Vitaly Potapenko (Tot)	33	353	37	71	.521	10	17	.588	27	37	64	9	50	0	2	16	2	84	2.5
Vitaly Potapenko (Sac)	9	32	5	7	.714	0	0	---	1	1	2	2	6	0	0	2	0	10	1.1
Brian Skinner*	38	429	38	69	.551	12	27	.444	30	71	101	17	54	0	11	18	20	88	2.3
Ronnie Price	29	150	21	58	.362	12	12	1.000	5	10	15	11	10	0	6	10	0	60	2.1
Jamal Sampson	12	39	5	7	.714	0	2	.000	5	13	18	5	5	0	0	0	4	10	0.8
Kings	82	19830	2954	6500	.454	1704	2173	.784	852	2473	3325	1825	16726		608	1199	299	8106	98.9
Opponents	82	19830	3053	6726	.454	1412	1891	.747	953	2503	3456	1733	188621		656	1199	403	7980	97.3

3-Pt. FG: Sacramento Kings 494-1408 (.351); Bibby 192-497 (.386); Stojakovic* 71-179 (.397); Martin 66-179 (.369); Artest 60-199 (.302)SAC, 78-253 (.308)TOT; Garcia 39-137 (.285); Miller 34-88 (.386); Wells 10-45 (.222); Hart 9-31 (.290); Price 6-27 (.222); Abdur-Rahim 5-22 (.227); Williamson 2-2 (1.000); Thomas 0-1; Monia 0-1 SAC, 9-34 (.265)TOT. Opponents 462-1316 (.351).

* Did not finish season with team

* = OT

2005-06 PLAYOFFSS

Fourth Place in Pacific Division
First Round (2-4)

April 22	Sacramento	88	@	San Antonio	122
April 25	Sacramento	119	@	San Antonio	128*
April 28	Sacramento	94	vs.	San Antonio	93
April 30	Sacramento	102	vs.	San Antonio	84
May 2	Sacramento	98	@	San Antonio	109
May 5	Sacramento	83	vs.	San Antonio	105

TEAM NOTES

- Kings finished fourth in the Pacific Division, compiling a 44-38 regular season record. Sacramento advanced to the postseason for the eighth consecutive season, setting a new franchise record for consecutive playoff appearances.
- Sacramento went 25-11 after starting the season 19-27. After acquiring Ron Artest from Indiana for Peja Stojakovic on January 26, the Kings posted a 26-14 record, including 15-3 at ARCO Arena.

G	DATE	SCORE	+/-	OPPONENT	W/L	REC	KINGS HI. SCORER/REBOUNDER	OPP. HI. SCORER/REBOUNDER	ATT
1	11/1	67-93	-26	@ NO/OKC	L	0-1	Stojakovic-18/Abdur-Rahim-8	Brown-20/West-11	19,163
2	11/2	89-98	-9	@ Houston	L	0-2	Wells-22/Wells-18	Barry-24/Yao-10	16,457
3	11/6	118-117	+1	@ Phoenix	W	1-2	Stojakovic-33/Abdur-Rahim-12	Barbosa-23/Marion-14	17,298
4	11/8	88-102	-14	Detroit	L	1-3	Wells-16/Bibby,Miller-6	Prince-25/B.Wallace-14	17,317
5	11/9	91-107	-16	@ Denver	L	1-4	Stojakovic-26/Abdur-Rahim,Stojakovic-7	Camby-20/Camby-11	12,371
6	11/11	101-85	+16	Denver	W	2-4	Stojakovic-23/Abdur-Rahim,Miller-9	Camby-20/Camby-17	17,317
7	11/13	95-105	-10	New York	L	2-5	Stojakovic-31/Abdur-Rahim-13	Frye-19/Curry-8	17,317
8	11/15	119-83	+36	Utah	W	3-5	Bibby-25/Wells-11	Palacio-19/Whaley-7	17,317
9	11/18	103-82	+21	Milwaukee	W	4-5	Stojakovic-19/Miller-8	Smith-21/Magloire-14	17,317
10	11/20	104-106	-2	@ Seattle	L	4-6	Bibby,Stojakovic-25/Wells-11	Allen-28/Collison-9	16,113
11	11/21	93-96	-3	San Antonio	L	4-7	Bibby-33/Wells-14	Parker-23/Duncan-19	17,317
12	11/23	114-105	+9	New Jersey	W	5-7	Bibby-25/Wells-9	Jackson-21/Jackson-9	17,317
13	11/25	106-104	+2	Toronto	W	6-7	Bibby-25/Wells-9	Bosh-22/Peterson-9	17,317
14	11/29	110-92	+18	Charlotte	W	7-7	Bibby-25/Abdur-Rahim-9	Rush-15/Brezec-12	17,317
15	11/30	106-113	-7	@ Golden State	L	7-8	Wells-23/Thomas,Wells-8	Richardson-33/Foyle-13	19,279
16	12/2	87-98	-11	Miami	L	7-9	Miller-18/Miller-15	Wade-27/Haslem-8	17,317
17	12/4	77-85	-8	Minnesota	L	7-10	Bibby-14/Miller-8	Szczerbiak-18/Garnett-10	17,317
18	12/6	97-102	-5	Cleveland	L	7-11	Abdur-Rahim-25/Wells-12	James-30/Gooden,Ilgauskas-7	17,317
19	12/8	95-106	-11	Houston	L	7-12	Bibby-24/Miller-8	McGrady-28/Yao-9	17,317
20	12/10	123-104	+19	@ Seattle	W	8-12	Wells-31/Wells-8	Allen-24/Evans,Wilkins-6	15,982
21	12/11	110-100	+10	NO/OKC	W	9-12	Abdur-Rahim,Stojakovic,Wells-23/Abdur-Rahim.-11	Paul-18/Brown-8	17,317
22	12/13	93-91	+2	@ Minnesota	W	10-12	Wells-20/Wells-7	Szczerbiak-25/Madsen-10	13,989
23	12/14	98-109	-11	@ Detroit	L	10-13	Miller-16/Miller-9	Hamilton-36/B.Wallace-17	22,076
24	12/17	89-90	-1	@ San Antonio	L	10-14	Abdur-Rahim-25/Miller-13	Parker-25/Duncan-14	18,797
25	12/19	103-106*	-3	@ Charlotte	L	10-15	Abdur-Rahim-32/Miller-12	Brezec-26/Okafor-12	14,155
26	12/22	95-105	-10	Dallas	L	10-16	Bibby-22/Abdur-Rahim-8	Nowitzki-37/Howard-13	17,317
27	12/26	92-105	-13	Portland	L	10-17	Stojakovic-19/Miller-12	Randolph-22/Randolph-9	17,317
28	12/27	110-93	+17	@ L.A. Clippers	W	11-17	Bibby-38/Miller-10	Brand-25/Kaman-11	18,151
29	12/30	116-112	+4	Boston	W	12-17	Bibby-33/Miller-10	Davis-33/Jefferson-8	17,317
30	1/3	98-111	-13	Philadelphia	L	12-18	Miller-36/Thomas-14	Iguodala-22/Webber-16	17,317
31	1/6	118-114	+4	L.A. Clippers	W	13-18	Bibby-32/Stojakovic-13	Cassell-28/Brand,Kaman-13	17,317
32	1/8	83-108	-25	Indiana	L	13-19	Thomas-21/Skinner-9	Jackson-31/Foster-10	17,317
33	1/10	85-99	-14	@ Memphis	L	13-20	Bibby-26/Thomas-10	Gasol-27/Miller-10	14,081
34	1/11	88-80	+8	@ Houston	W	14-20	Bibby,Williamson-19/Miller-11	Howard-24/Mutombo-18	12,252
35	1/13	76-90	-14	@ NO/OKC	L	14-21	Miller-18/Thomas-11	West-19/Paul-8	11,343
36	1/15	104-100	+4	Orlando	W	15-21	Bibby-42/Miller-12	Nelson-29/Howard-19	17,317
37	1/17	119- 90	+29	Phoenix	W	16-21	Martin-25/Thomas-15	Marion-25/Diaw-10	17,317
38	1/19	118-109*	+8	L.A. Lakers	W	17-21	Bibby-40/Thomas-12	Bryant-51/Odom-10	17,317
39	1/21	78-83*	-10	@ Orlando	L	17-22	Bibby-17/Miller-11	Turkoglu-22/Howard-15	15,766
40	1/22	99-119	-20	@ Miami	L	17-23	Stojakovic-19/Thomas-10	O'Neal-27/Haslem,O'Neal,Wade-6	20,071
41	1/24	103-109	-6	@ Philadelphia	L	17-24	Bibby-44/Thomas-13	Iverson-41/Dalembert,Webber.-13	13,451
42	1/25	106-102*	+4	@ New York	W	18-24	Bibby-35/Miller-15	Marbury-22/Taylor-12	18,106
43	1/27	74-84	-10	@ Boston	L	18-25	Miller-22/Thomas-12	Pierce-18/Perkins-11	18,624
44	1/29	123-124*	-1	@ Toronto	L	18-26	Bibby-42/Thomas-11	Peterson-23/Peterson-10	16,573
45	1/31	98-91	+7	Denver	W	19-26	Martin-25/Wells-14	Anthony-24/Camby-13	17,317
46	2/3	79-89	-10	@ Utah	L	19-27	Artest-20/Wells-10	Kirilenko-24/Kirilenko-11	19,113
47	2/5	96-78	+18	Utah	W	20-27	Bibby-23/Thomas-9	Okur-25/Kirilenko,Okur-8	17,317
48	2/7	104-96	+8	Memphis	W	21-27	Martin,Miller-22/Miller-10	Jackson-24/Battier-10	17,317
49	2/9	98-80	+18	Chicago	W	22-27	Martin-23/Martin-8	Nocioni,Song.-14/Chandler-16	17,317
50	2/10	104-112	-8	@ Phoenix	L	22-28	Artest-28/Thomas-11	Nash-24/Thomas-9	18,422
51	2/12	109-84	+25	Atlanta	W	23-28	Artest,Martin-20/Thomas-10	Childress,Johnson-13/Batista,Pachulia.-6	17,317
52	2/14	105-101*	+4	@ Chicago	W	24-28	Bibby-31/Artest-14	Gordon-30/Chandler-15	19,591
53	2/15	78-84	-6	@ Memphis	L	24-29	Martin-14/Thomas-12	Gasol-24/Wright-9	14,541
54	2/21	102-77	+25	Golden State	W	25-29	Miller-17/Thomas-13	Pietrus-16/Biedrins-8	17,317
55	2/23	85-106	-21	@ L.A. Lakers	L	25-30	Bibby-25/Thomas-13	Bryant-36/George-9	18,997
56	2/27	115-91	+24	Portland	W	26-30	Martin-25/Thomas-11	Skinner-17/Khryapa,Skinner-7	17,317
57	3/1	97-90	+7	@ Cleveland	W	27-30	Thomas-22/Thomas-10	James,Ilgauskas.,Murray-19/James-7	17,363
58	3/3	102-93	+9	@ Atlanta	W	28-30	Miller-24/Miller-10	Harrington-23/Harrington-10	15,200
59	3/5	107-117	-10	@ Washington	L	28-31	Artest-30/Thomas-11	Jamison-31/Haywood,Jamison-8	19,612
60	3/6	109-84	+25	@ New Jersey	W	29-31	Bibby-29/Wells-10	Carter-21/Collins-10	15,749
61	3/8	123-116	+7	@ Milwaukee	W	30-31	Bibby-36/Thomas-12	Redd-32/Magloire-7	14,024
62	3/10	105-93	+12	Memphis	W	31-31	Artest-30/Thomas-10	Gasol-26/Gasol-12	17,317
63	3/12	85-80	+5	Dallas	W	32-31	Miller-17/Miller-10	Nowitzki-24/Nowitzki-13	17,317
64	3/14	114-98	+16	L.A. Lakers	W	33-31	Bibby-29/Miller-11	Bryant-30/Brown-8	17,317
65	3/17	93-98	-5	@ Indiana	L	33-32	Bibby-22/Wells-17	Granger-23/Foster-16	18,345
66	3/19	89-95	-6	@ Minnesota	L	33-33	Bibby-35/Thomas-13	Garnett-37/Garnett-10	18,207
67	3/21	105-96	+9	Seattle	W	34-33	Artest-34/Miller-14	Allen-23/Wilcox-19	17,317
68	3/22	80-87	-7	@ L.A. Lakers	L	34-34	Artest-18/Artest,Miller-10	Bryant-28/Brown-12	18,997
69	3/25	91-89	+2	@ Utah	W	35-34	Bibby-24/Thomas,Wells-8	Boozer-19/Boozer-16	17,867
70	3/26	83-90	-7	Golden State	L	35-35	Abdur-Rahim-24/Thomas-11	Foyle-18/Murphy-13	17,317
71	3/28	84-97	-13	Washington	L	35-36	Bibby-20/Thomas-9	Butler-23/Butler-9	17,317
72	3/29	106-90	+16	@ Portland	W	36-36	Miller-24/Thomas-8	Khryapa-18/Przybilla-12	15,167
73	3/31	96-93	+3	@ Golden State	W	37-36	Wells-22/Thomas,Wells-9	Dunleavy-24/Murphy-12	20,011
74	4/2	106-96	+10	L.A. Clippers	W	38-36	Artest-26/Miller-9	Cassell,Kaman-20/Brand-13	17,317
75	4/4	101-127	-26	@ Dallas	L	38-37	Wells-30/Wells-7	Nowitzki-29/Dampier,Howard-8	20,128
76	4/5	97-87	+10	@ San Antonio	W	39-37	Bibby-31/Thomas-10	Parker-16/Mohammed-9	18,797
77	4/7	96-93	+3	@ L.A. Clippers	W	40-37	Bibby-30/Wells-10	Mobley-19/Kaman-15	18,735
78	4/9	86-77	+9	Houston	W	41-37	Miller-30/Wells-12	Howard-22/Yao-12	17,317
79	4/11	110-123	-13	Phoenix	L	41-38	Artest,Bibby,Miller-23/Miller-10	Bell-25/Marion-8	17,317
80	4/15	100-82	+18	@ Denver	W	42-38	Bibby-23/Thomas-13	Patterson-20/Camby-17	18,209
81	4/16	96-79	+17	NO/OKC	W	43-38	Bibby-23/Thomas-9	Paul-12/Bass-7	17,317
82	4/18	111-105	+6	Seattle	W	44-38	Wells-23/Thomas-18	Allen-26/Collison-11	17,317

* = OT



Front row — from left to right, Head Coach Eric Musselman, Francisco Garcia, Ron Artest, Brad Miller, Shareef Abdur-Rahim, Corliss Williamson, Assistant Coach T.R. Dunn, Assistant Coach Scott Brooks. **Middle row — from left to right,** Assistant Coach Mark Hughes, Team Video Coordinator Bubba Burrage, Assistant Coach Jason Hamm, Assistant Coach Brendan O'Connor, Ronnie Price, Quincy Douby, Mike Bibby, John Salmons, Strength & Conditioning Coach Daniel Shapiro, Athletic Trainer Pete Youngman, President of Basketball Operations Geoff Petrie, Vice President of Basketball Operations Wayne Cooper. **Back row –– from left to right,** Justin Williams, Kevin Martin, Vitaly Potapenko. **Not pictured:** Kenny Thomas

FINAL STATISTICS

PLAYER	G.	MIN.	FGM	FGA	PCT.	FTM	FTA	PCT.	OFF.	DEF.	TOT.	AST.	PF	DQ	STL.	TO	BLK.	PTS.	AVG.
Kevin Martin	80	2818	505	1067	.473	481	570	.844	69	273	342	173	181	1	98	135	11	1618	20.2
Ron Artest	70	2641	458	1040	.440	307	415	.740	102	352	454	235	205	1	149	146	43	1316	18.8
Mike Bibby	82	2784	471	1166	.404	288	347	.830	39	224	263	388	139	0	88	197	6	1403	17.1
Shareef Abdur-Rahim	80	2015	310	654	.474	170	234	.726	122	276	398	109	243	3	53	116	40	793	9.9
Corliss Williamson	68	1337	236	463	.510	148	207	.715	63	158	221	39	183	1	29	97	15	620	9.1
Brad Miller	63	1783	224	494	.453	115	149	.772	79	322	401	224	155	0	38	108	39	568	9.0
John Salmons	79	2135	236	517	.456	159	204	.779	47	217	264	254	177	2	73	119	27	671	8.5
Francisco Garcia	79	1410	163	380	.429	95	114	.833	53	152	205	87	190	2	45	70	43	474	6.0
Kenny Thomas	62	1412	146	303	.482	39	76	.513	134	243	377	76	141	2	43	90	16	331	5.3
Justin Williams	26	333	54	88	.614	23	63	.365	51	64	115	2	51	0	5	15	16	131	5.0
Ronnie Price	58	563	67	172	.390	37	55	.673	15	56	71	48	64	0	28	33	4	192	3.3
Jason Hart*	13	100	15	30	.500	10	11	.909	2	13	15	10	23	2	3	4	0	43	3.3
Maurice Taylor*	12	103	8	28	.286	8	13	.615	10	18	28	5	16	0	4	6	1	24	2.0
Vitaly Potapenko	3	13	0	4	.000	0	0	---	0	2	2	0	3	0	0	2	0	0	0.0
Kings	82	19805	2941	6532	.450	1891	2473	.765	797	2396	3193	1665	1790	14	671	1194	265	8303	101.3
Opponents	82	19805	3147	6671	.472	1600	2115	.757	907	2648	3555	1840	1990	16	572	1335	405	8451	103.1

3-Pt. FG: Sacramento Kings 530-1513 (.350); Bibby 173-481 (.360); Martin 127-333 (.381); Artest 93-260 (.358); Garcia 53-149 (.356); Salmons 40-112 (.357); Price 21-65 (.323); Douby 12-50 (.240); Miller 5-33 (.152); Abdur-Rahim 3-20 (.150); Hart 3-6 (.500); Williamson 0-2; Thomas 0-1; Williams 0-1. Opponents 557-1524 (.365).
* Did not finish season with team

TEAM NOTES

- Kings finished fifth in the Pacific Division, compiling a 33-49 regular season record. Sacramento's eight consecutive seasons of advancing to the playoffs ended.
- Sacramento led the league in free throw attempts per game (30.2) and free throws attempted (2,473). The Kings were also ranked third in the NBA in steals per game (8.18 spg), fourth in forcing turnovers (16.3 tpg) and fifth in points off turnovers (18.7 ppg).
- Kevin Martin finished second in the voting for the NBA's Most Improved Player behind Golden State's Monta Ellis. Martin led the Kings in scoring (20.2 ppg), field goals made (505), three-point percentage (.381), free throws made (481) and attempted (570). His 481 free throws made set a new Sacramento era record for most free throws made in a single season and his 570 attempts is second-best in the Sacramento era. Martin made 18 free throws at Indiana on 2/25/07, setting a new Sacramento era record for most free throws made in a game.
- Mike Bibby dished out his 4,000th career assist on 1/20/07 at Detroit, becoming the 61st player in the NBA to record 10,000 points and 4,000 assists in a career. Bibby set a new franchise record with nine three-pointers on 3/25/07 vs. Phoenix.

G	DATE	SCORE	+/-	OPPONENT	W/L	REC	KINGS HI. SCORER/REBOUNDER	OPP. HI. SCORER/REBOUNDER	ATT
1	11/1	83-92	-9	@ Minnesota	L	0-1	Martin-23/Artest-12	Garnett-24/Garnett-12	19,356
2	11/3	89-88	+1	@ Chicago	W	1-1	Martin-30/Artest-13	Deng-29/Wallace-13	22,454
3	11/4	91-104	-13	@ Milwaukee	L	1-2	Salmons-18/Thomas-7	Redd-26/Bogut-8	18,717
4	11/6	93-81	+12	Minnesota	W	2-2	Artest-22/Thomas-11	James-23/Blount,Garnett-10	17,317
5	11/8	99-86	+13	Detroit	W	3-2	Martin-30/Thomas-15	Billups-25/Wallace-15	17,317
6	11/12	107-92	+15	Toronto	W	4-2	Martin-26/Artest-10	Bosh-19/Bosh-7	17,317
7	11/15	115-111	+4	Memphis	W	5-2	Bibby-32/Abdur-Rahim-13	Atkins-27/Miller,Roberts-8	17,317
8	11/16	105-117	-12	@ Golden State	L	5-3	Martin-26/Artest-12	Davis-36/Biedrins-16	17,821
9	11/19	99-108	-9	San Antonio	L	5-4	Artest-22/Abdur-Rahim-12	Duncan-35/Duncan-14	17,317
10	11/22	101-110	-9	Utah	L	5-5	Martin-24/Martin,Abdur-Rahim-8	Boozer-32/Boozer-13	17,317
11	11/24	109-100	+9	@ Seattle	W	6-5	Martin-35/Thomas-14	Lewis-26/Wilcox-13	16,757
12	11/25	105-85	+20	Portland	W	7-5	Martin-27/Thomas-9	Randolph-24/Randolph-8	17,317
13	11/28	93-80	+13	L.A. Clippers	W	8-5	Artest-28/Thomas-9	Livingston-20/Brand-18	17,317
14	12/1	90-109	-19	@ Dallas	L	8-6	Artest-15/Price,Artest-5	Howard-24/Diop,Nowitzki-10	20,277
15	12/2	98-100	-2	@ San Antonio	L	8-7	Martin-30/Miller-10	Bowen-23/Duncan-11	18,797
16	12/4	89-92	-3	Orlando	L	8-8	Bibby-19/Thomas-14	Howard-18/Howard-16	17,317
17	12/5	102-127	-25	@ Phoenix	L	8-9	Bibby-21/Miller-9	Barbosa-26/Stoudemire-13	18,422
18	12/7	91-93*	-2	Miami	L	8-10	Bibby-20/Thomas-12	Wade-32/Haslem-14	17,317
19	12/10	117-92	+25	Atlanta	W	9-10	Miller-19/Artest-8	Stoudamire-26/Smith-9	17,317
20	12/12	113-126	-13	@ Golden State	L	9-11	Martin-32/Abdur-Rahim,Artest-9	Barnes-32/Biedrins-14	17,574
21	12/15	98-97	+1	@ Utah	W	10-11	Abdur-Rahim-21/Bibby,Abdur-Rahim-8	Okur-17/Boozer,Kirilenko-11	19,911
22	12/16	98-105	-7	Phoenix	L	10-12	Martin-23/Thomas-13	Stoudemire-20/Stoudemire-9	17,317
23	12/18	91-109	-18	Dallas	L	10-13	Miller-19/Thomas-15	Nowitzki-29/Nowtizki-13	17,317
24	12/21	119-126	-7	Washington	L	10-14	Martin-40/Miller-9	Jamison-33/Haywood-14	17,317
25	12/22	101-96	+5	@ Denver	W	11-14	Miller,Salmons-21/Miller-14	Boykins-25/Nene-15	18,022
26	12/27	101-76	+25	Philadelphia	W	12-14	Bibby-21/Thomas-9	Iguodala-15/Dalembert-8	17,317
27	12/29	93-102	-9	@ L.A. Clippers	L	12-15	Bibby-26/Miller,Salmons-6	Brand-22/Kaman-8	18,505
28	12/30	119-96	+23	Golden State	W	13-15	Martin-25/Abdur-Rahim-8	McLeod,Barnes-17/Dunleavy,Murphy.-8	17,317
29	1/2	112-100	+12	New York	W	14-15	Artest-39/Thomas-9	Crawford-28/Lee-15	17,317
30	1/4	128-132*	-4	L.A. Lakers	L	14-16	Bibby-38/Thomas-8	Bryant-42/Bynum-11	17,317
31	1/6	105-110*	-5	Portland	L	14-17	Bibby-28/Abdur-Rahim-7	Randolph-32/Randolph-15	17,317
32	1/9	98-108	-10	Cleveland	L	14-18	Bibby-26/Martin-11	James-34/Gooden-11	17,317
33	1/12	87-95	-8	@ Portland	L	14-19	Martin-17/Martin-7	Randolph-23/Randolph-12	14,762
34	1/13	111-115*	-4	Houston	L	14-20	Artest-34/Williamson-12	McGrady-37/Mutombo-18	17,317
35	1/15	97-102	-5	@ New York	L	14-21	Martin-30/Taylor-7	Marbury-25/Lee-12	19,207
36	1/17	85-101	-16	@ Toronto	L	14-22	Bibby-21/Martin,Salmons,Abdur-Rahim-6	Peterson-22/Bosh-9	15,175
37	1/19	96-91	+5	@ Boston	W	15-22	Martin-27/Artest-11	West-25/Jefferson-11	16,019
38	1/20	74-91	-17	@ Detroit	L	15-23	Williamson-17/Miller-10	Hamilton-19/Webber-10	22,076
39	1/22	88-87	+1	New Jersey	W	16-23	Artest-21/Miller-10	Moore-22/Kidd-10	17,317
40	1/24	114-106	+8	Milwaukee	W	17-23	Artest-36/Thomas-9	Boykins-36/Patterson-12	17,317
41	1/26	84-88	-4	@ NO/OKC	L	17-24	Bibby,Martin-21/Artest-12	Mason-24/Chandler-12	16,607
42	1/27	104-106	-2	@ Dallas	L	17-25	Artest-25/Miller-10	Nowitzki-32/Nowitzki-11	20,487
43	1/29	117-124	-7	@ Memphis	L	17-26	Bibby-23/Miller,Thomas-5	Gasol-34/Roberts-14	12,396
44	1/31	100-98	+2	@ Minnesota	W	18-26	Martin-28/Thomas-11	Davis-24/Garnett-10	14,607
45	2/3	94-87	+7	Denver	W	19-26	Martin-28/Artest-11	Anthony-20/Camby-15	17,317
46	2/5	105-99	+6	NO/Okla. City	W	20-26	Artest-21/Williamson-8	Paul-24/Chandler-13	17,317
47	2/8	86-77	+9	Chicago	W	21-26	Martin-29/Miller-12	Deng-20/Wallace-13	17,317
48	2/10	114-93	+21	@ Seattle	W	22-26	Martin-26/Thomas-8	Allen-29/Wilcox-11	17,072
49	2/11	103-114	-11	Seattle	L	22-27	Martin-24/Artest-12	Allen,Wilcox-25/Lewis-10	17,317
50	2/13	104-109*	-5	@ Houston	L	22-28	Artest-39/Thomas-9	McGrady-28/Hayes-14	13,185
51	2/14	93-110	-17	@ NO/OKC	L	22-29	Artest-18/Garcia,Abdur-Rahim,Artest.-5	Mason-18/Chandler-15	16,753
52	2/20	104-101	+3	Boston	W	23-29	Martin-22/Artest,Miller-8	Pierce-26/Jefferson-15	17,317
53	2/22	106-109	-3	@ Washington	L	23-30	Artest-32/Miller-13	Arenas-43/Arenas,Haywood-7	15,508
54	2/23	96-109	-13	@ New Jersey	L	23-31	Artest-33/Abdur-Rahim-10	Carter-26/Kidd-13	18,902
55	2/25	110-93	+17	@ Indiana	W	24-31	Martin-35/Abdur-Rahim-8	O'Neal-19/Murphy-11	12,258
56	2/26	82-89	-7	@ Philadelphia	L	24-32	Martin-23/Miller-10	Iguodala-22/Dalembert-17	11,034
57	2/28	135-120	+15	Charlotte	W	25-32	Martin-36/Martin,Miller,Salmons-5	Wallace-31/Wallace-6	17,317
58	3/2	116-108	+8	@ L.A. Lakers	W	26-32	Bibby-33/Ab.-Rah.,Miller-5	Bryant-30/Odom-13	18,997
59	3/3	104-96	+8	@ Portland	W	27-32	Martin-33/Artest-9	Randolph-24/Randolph-12	19,980
60	3/6	102-98	+3	Indiana	W	28-32	Martin-27/Martin,Miller-7	Dunleavy-24/O'Neal-12	17,317
61	3/8	93-100	-7	San Antonio	L	28-33	Martin-26/Martin-12	Ginobili-31/Duncan-13	17,317
62	3/11	101-113	-12	Denver	L	28-34	Bibby-34/Artest-8	Anthony-29/Camby-10	17,317
63	3/13	100-124	-24	@ Cleveland	L	28-35	Artest-19/Miller,Williamson-6	Hughes,Pavlovic-25/Goodeen,Ilgauskas-10	20,562
64	3/14	108-111	-3	@ Charlotte	L	28-36	Martin-26/Martin,Miller-7	Carroll-22/Voskuhl-13	12,848
65	3/16	97-103	-6	@ Miami	L	28-37	Artest-32/Artest-11	O'Neal-23/Posey-11	19,600
66	3/17	95-83	+12	@ Orlando	W	29-37	Martin-20/Miller-12	Nelson-23/Howard-12	17,361
67	3/19	76-99	-23	@ Atlanta	L	29-38	Williamson-14/Garcia-9	Childress-25/Smith-12	13,879
68	3/21	89-95	-6	Minnesota	L	29-39	Bibby-23/Williamson-10	Foye-24/Garnett-18	17,317
69	3/22	100-118	-18	@ Phoenix	L	29-40	Bibby-28/Abdur-Rahim,Garcia,Martin-6	Stoudemire-33/Stoudemire-21	18,422
70	3/25	107-100	+7	Phoenix	W	30-40	Bibby-37/Artest-9	Barbosa-27/Stoudemire-11	17,317
71	3/30	101-105	-4	L.A. Clippers	L	30-41	Artest-29/Miller-9	Mobley-26/Kaman-12	17,317
72	4/1	103-126	-23	@ L.A. Lakers	L	30-42	Artest-26/Miller-7	Evans-21/Brown-7	18,997
73	4/3	93-97	-4	Dallas	L	30-43	Artest-25/Artest-10	Howard-29/George,Howard-8	17,317
74	4/4	115-120	-5	@ Denver	L	30-44	Artest-32/Williams-13	Anthony-31/Nene-12	16,045
75	4/6	107-103	+4	Utah	W	31-44	Martin-21/Artest-10	Okur-24/Millsap,Okur-8	17,317
76	4/8	106-112	-6	Houston	L	31-45	Martin-24/Abdur-Rahim-8	McGrady-40/Hayes,McGrady-8	17,317
77	4/10	112-100	+12	@ Memphis	W	32-45	Bibby-25/Williams-11	D. Jones-20/Gasol-9	11,393
78	4/11	100-109	-9	@ San Antonio	L	32-46	Bibby,Garcia-22/Williams-10	Duncan-26/Duncan-13	18,797
79	4/13	108-125	-17	Golden State	L	32-47	Abdur-Rahim-23/Abdur-Rahim-14	Jackson-26/Biedrins-12	17,317
80	4/15	105-100	+5	@ L.A. Clippers	W	33-47	Garcia-16/Douby,Williams-6	Brand-29/Brand-14	19,060
81	4/16	118-125	-7	NO/Okla. City	L	33-48	Artest-22/Williams-9	West-25/Armstrong-7	17,317
82	4/18	106-117	-11	L.A. Lakers	L	33-49	Bibby-17/Garcia-9	Bryant-34/Odom-13	17,317

* = OT

BACK TO TABLE OF CONTENTS



Front row — from left to right, Head Coach Reggie Theus, Francisco Garcia, Ron Artest, Brad Miller, Mikki Moore, Spencer Hawes, Kevin Martin, President of Basketball Operations Geoff Petrie. Middle row — from left to right, Assistant Coach Chuck Person, Assistant Coach Jason Hamm, Assistant Coach Kenny Natt, John Salmons, Beno Udrih, Quincy Douby, Anthony Johnson, Video Coordinator Todd Purves, Assistant Coach Rex Kalamian, Assistant Coach Randy Brown, Assistant Coach/Advance Scout Bubba Burrage, Vice President of Basketball Operations Wayne Cooper. Back row -- from left to right, Equipment Manager Rob Pimental, Strength & Conditioning Coach Daniel Shapiro, Lorenzen Wright, Kenny Thomas, Shelden Williams, Shareef Abdur-Rahim, Assistant Trainer Manny Romero, Athletic Trainer Pete Youngman.

FINAL STATISTICS

PLAYER	G.	MIN.	FGM	FGA	PCT.	FTM	FTA	PCT.	OFF.	DEF.	TOT.	AST.	PF	DQ	STL.	TO	BLK.	PTS.	AVG.
Kevin Martin	61	2216	417	914	.456	502	578	.869	48	225	273	129	150	1	62	131	5	1443	23.7
Ron Artest	57	2172	436	962	.453	212	295	.719	101	227	328	199	159	1	133	148	38	1168	20.5
Mike Bibby	15	473	78	192	.406	23	31	.742	11	45	56	75	34	0	19	38	2	203	13.5
Brad Miller	72	2513	337	728	.463	262	309	.848	167	514	681	264	247	5	69	164	74	964	13.4
Beno Udrih	65	2080	328	707	.464	125	147	.850	34	183	217	282	138	1	56	148	10	834	12.8
John Salmons	81	2517	381	799	.477	214	260	.823	76	273	349	208	171	0	93	170	31	1015	12.5
Francisco Garcia	79	2096	348	753	.462	162	208	.779	52	212	264	128	232	3	96	128	50	971	12.3
Mikki Moore	82	2385	282	489	.577	134	182	.736	160	334	494	84	310	9	35	110	46	698	8.5
Anthony Johnson (TOT)	69	1530	155	355	.437	35	43	.814	22	115	137	262	115	0	52	84	9	387	5.6
Anthony Johnson (SAC)	27	410	40	88	.455	9	11	.818	5	34	39	60	29	0	10	34	1	104	3.9
Quincy Douby	74	876	132	335	.394	48	52	.923	17	66	83	53	80	0	30	59	12	354	4.8
Spencer Hawes	71	931	146	318	.459	38	58	.655	68	162	230	44	128	1	14	56	40	334	4.7
Shelden Williams (TOT)	64	776	92	212	.434	71	105	.676	68	137	205	19	110	0	22	35	21	255	4.0
Shelden Williams (SAC)	28	362	55	112	.491	36	54	.667	34	64	98	8	50	0	9	21	10	146	5.2
Dahntay Jones	25	206	23	53	.434	34	51	.667	7	28	35	12	28	1	8	10	6	81	3.2
Shareef Abdur-Rahim	6	51	3	14	.214	4	4	1.000	6	4	10	4	9	0	1	1	0	10	1.7
Justin Williams	22	117	12	26	.462	7	22	.318	19	29	48	0	14	0	5	3	5	31	1.4
Kenny Thomas	23	281	16	38	.421	0	5	.000	18	43	61	13	38	0	6	21	1	32	1.4
Darryl Watkins	9	71	5	15	.333	2	5	.400	5	7	12	0	8	0	2	7	2	12	1.3
Orien Greene	7	61	3	11	.273	0	0	---	0	6	6	3	9	0	3	7	1	6	0.9
Lorenzen Wright (TOT)	18	161	6	21	.286	3	6	.500	8	30	38	4	31	0	3	4	3	15	0.8
Lorenzen Wright (SAC)	5	13	1	4	.250	0	0	---	1	0	1	1	5	0	0	2	0	2	0.4
KINGS	82	19830	3043	6558	.464	1812	2272	.798	829	2456	3285	1567	1839	22	651	1317	334	8408	102.5
OPPONENTS	82	19830	3137	6732	.466	1722	2287	.753	970	2465	3435	1878	1892	15	661	1250	452	8593	104.8

3-Pt. FG: Sacramento Kings 510-1367 (.373); Garcia 113-289 (.391); Martin 107-266 (.402); Artest 84-221 (.380); Udrih 53-137 (.387); Douby 42-122 (.344); Salmons 39-120 (.325); Miller 28-90 (.311); Bibby 24-61 (.393); Johnson 15-30 (.500) SAC, 42-93 (.452) TOT; Hawes 4-21 (.190); Jones 1-6 (.167); S. Williams 0-1 SAC, 0-2 TOT; Greene 0-1. Opponents 597-1600 (.373).

* Did not finish season with team

TEAM NOTES

- Kings finished fourth in the Pacific Division, compiling a 38-44 regular season record.
- Sacramento ranked third in the league in free throw percentage (.798) and seventh in steals per game (7.94 spg). Kevin Martin led the team in scoring (23.7 ppg) and placed sixth in the NBA. Ron Artest finished second in the league in steals for the second straight season (2.33 spg).
- Martin established a new single-season record for most free throws made in a season (502), eclipsing the mark he set in 2006-07 (481). He also made 16 straight free throws in the game against Memphis (3/26/08). Versus Minnesota (3/7/08), Martin scored a career-high 48 points, going 22-of-24 from the free throw line, setting new ARCO Arena and Sacramento-era records for free throws made and attempted.

G	DATE	SCORE	+/-	OPPONENT	W/L	REC	KINGS HI. SCORER/REBOUNDER	OPP. HI. SCORER/REBOUNDER	ATT
1	10/31	90-104	-14	@New Orleans	L	0-1	Martin-26/Garcia-6	Paul-22/Chandler-13	15,188
2	11/2	80-96	-16	@San Antonio	L	0-2	Martin-22/Salmons-9	Duncan,Parker-15/Duncan,Oberto-10	17,072
3	11/3	102-123	-21	@Dallas	L	0-3	Martin-28/Martin-6	Jo. Howard-27/Diop-8	20,343
4	11/6	104-98	+6	Seattle	W	1-3	Martin-31/Miller-11	Szczerbiak-32/Wilcox-10	14,908
5	11/9	91-93	-2	Cleveland	L	1-4	Martin-32/Miller-10	James-26/Ilgauskas-15	15,293
6	11/10	100-93	+7	Minnesota	W	2-4	Martin-29/Miller-16	Jefferson-17/Jefferson-12	13,170
7	11/12	93-117	-24	@Utah	L	2-5	Salmons-22/Moore-9	Boozer-32/Boozer-10	19,911
8	11/14	103-108	-5	@Minnesota	L	2-6	Martin-22/Miller-8	McCants-33/Jaric-8	11,656
9	11/16	123-118**	+5	New York	W	3-6	Martin-43/Miller-11	Curry-27/Lee-16	12,549
10	11/18	105-95	+10	Detroit	W	4-6	Udrih-23/Miller,Moore-9	Prince-19/Wallace-12	12,978
11	11/20	98-100	-2	Phoenix	L	4-7	Artest-33/Artest-12	Stoudemire-26/Marion,Stoudemire-13	13,592
12	11/21	111-127	-16	@Phoenix	L	4-8	Garcia-31/Salmons,J.Williams-10	Marion-25/Stoudemire,Diaw-6	18,422
13	11/23	84-87	-3	@Portland	L	4-9	Martin-21/Artest-11	Aldridge-28/Aldridge-12	19,980
14	11/26	112-99	+13	San Antonio	W	5-9	Udrih-27/Miller-10	Duncan-15/Parker-7	12,587
15	11/28	96-103	-7	Golden State	L	5-10	Martin-28/Miller-18	Ellis-22/Barnes-9	13,652
16	12/1	107-99	+8	Houston	W	6-10	Martin,Artest-26/Hawes-10	McGrady-40/Yao-11	15,081
17	12/4	117-107	+10	Utah	W	7-10	Martin-25/Miller-11	Williams-30/Boozer-11	12,688
18	12/7	87-97	-10	L.A. Clippers	L	7-11	Artest-21/Salmons-10	Kaman-26/Kaman-12	13,094
19	12/8	97-101	-4	@Denver	L	7-12	Salmons-25/Moore-13	Iverson-23/Camby-13	15,493
20	12/10	96-93	+3	Milwaukee	W	8-12	Salmons-22/Miller-10	Redd-24/Bogut-9	12,449
21	12/12	78-90	-12	@Boston	L	8-13	Artest,Udrih-16/Moore-8	Pierce-26/Davis-9	18,624
22	12/14	109-99	+10	@Philadelphia	W	9-13	Miller-25/Miller-10	Miller-24/Dalembert-9	10,856
23	12/15	79-92	-12	@Washington	L	9-14	Miller-21/Moore-10	Stevenson-19/Haywood-11	20,173
24	12/18	106-101	+5	@New Jersey	W	10-14	Salmons-31/Miller-10	Jefferson-36/Kidd-10	11,902
25	12/19	102-89	+13	@Milwaukee	W	11-14	Artest-26/Miller-9	Redd-27/Yi-12	13,746
26	12/23	105-106	-1	Denver	L	11-15	Artest-24/Artest-9	Anthony-30/Camby-14	15,055
27	12/26	69-89	-20	Boston	L	11-16	Artest-15/Miller-11	R. Allen-17/Garnett-10	17,317
28	12/28	80-92	-12	Philadelphia	L	11-17	Salmons-22/Miller-12	Dalembert-19/Dalembert-12	13,897
29	12/30	102-117	-15	Phoenix	L	11-18	Garcia-30/Moore-12	Stoudemire-31/Stoudemire-17	15,962
30	1/2	107-97	+10	@New York	W	12-18	Salmons-32/Miller-16	Curry-24/Lee-12	19,763
31	1/4	93-97	-4	@Cleveland	L	12-19	Salmons-22/Moore-11	James-24/Ilgauskas-15	20,562
32	1/5	93-94	-1	@Chicago	L	12-20	Miller-22/Miller-13	Nocioni-26/Wallace-11	21,908
33	1/8	104-100	+4	Orlando	W	13-20	Salmons-21/Moore-12	Howard-29/Howard-15	12,831
34	1/10	116-113	+3	Memphis	W	14-20	Salmons-28/Salmons-11	Gay-31/Gay,Milicic,Warrick-7	12,493
35	1/12	105-111	-6	Indiana	L	14-21	Martin-25/Miller-15	Dunleavy-23/O'Neal-7	14,047
36	1/14	122-120	+2	Dallas	W	15-21	Martin-39/Miller-9	Harris,Terry-25/Dampier-10	14,077
37	1/16	91-116	-25	@Toronto	L	15-22	Martin-22/Miller-7	Bosh-31/Bosh-9	17,760
38	1/18	100-93	+7	@Detroit	W	16-22	Martin-24/Miller-9	Billups-28/McDyess-11	22,076
39	1/19	110-104	+6	@Indiana	W	17-22	Moore-22/Miller-16	Granger-26/Foster-11	14,015
40	1/22	128-94	+34	New Jersey	W	18-22	Artest-27/Martin,Miller-7	Carter-21/Nachbar-5	13,232
41	1/23	85-111	-26	@L.A. Clippers	L	18-23	Bibby-16/Miller-12	Thornton-23/Kaman-21	15,513
42	1/25	113-127	-14	@Utah	L	18-24	Martin-32/Artest-8	Boozer-33/Boozer-10	19,911
43	1/27	103-101	+2	@Seattle	W	19-24	Martin-26/Miller-12	Durant-19/Thomas-10	13,409
44	1/30	105-91	+14	Charlotte	W	20-24	Martin,Miller-22/Miller-21	Wallace-25/Okafor-15	12,627
45	2/1	112-103	+9	New Orleans	W	21-24	Artest-24/Miller-14	Stojakovic-25/Chandler,Stojakovic-9	14,245
46	2/2	105-101	+4	Chicago	W	22-24	Artest-28/Miller-20	Gordon-33/Wallace-9	15,526
47	2/6	92-105	-13	Seattle	L	22-25	Artest-20/Moore-9	Watson-23/Watson,Wilcox-10	13,136
48	2/8	117-104	+13	Utah	W	23-25	Martin-27/Miller,Artest-8	Boozer-23/Boozer-12	14,865
49	2/9	102-105	-3	@Golden State	L	23-26	Bibby-24/Miller,Artest-13	Ellis-34/Ellis,Davis,Biedrins-9	20,018
50	2/12	94-107	-13	@Memphis	L	23-27	Martin-33/Miller-13	Warrick-24/Warrick-13	10,161
51	2/13	87-89	-2	@Houston	L	23-28	Artest-30/J. Williams-12	Yao-25/Yao-14	16,115
52	2/19	105-94	+11	@Portland	W	24-28	Artest-24/Moore-9	Outlaw-23/Przybilla-9	19,980
53	2/20	119-107	+12	Atlanta	W	25-28	Artest-29/Miller-13	Childress-18/Horford-12	13,641
54	2/22	116-115*	+1	@Charlotte	W	26-28	Garcia-23/Miller-14	Richardson-29/Okafor-7	16,842
55	2/24	93-112	-19	@Orlando	L	26-29	Artest-23/Martin-10	Howard-26/Howard-10	17,519
56	2/26	86-107	-21	@Miami	L	26-30	Hawes-16/Moore-9	Marion-24/Blount-9	19,243
57	2/27	117-123	-6	@Atlanta	L	26-31	Miller,Udrih-25/Miller-13	J. Johnson-26/Horford-14	15,661
58	2/29	106-115	-9	@Dallas	L	26-32	Martin,Udrih-25/Moore-12	Nowitzki-34/Dampier-13	20,354
59	3/2	120-109	+11	Miami	W	27-32	Artest-32/Miller-9	Wade-26/Marion-8	15,028
60	3/4	105-117	-12	L.A. Lakers	L	27-33	Martin,Artest-23/Moore-13	Bryant-34/Odom-12	17,317
61	3/5	109-116**	-7	@L.A. Clippers	L	27-34	Udrih-25/Hawes-8	Thornton-27/Kaman,Powell-11	17,030
62	3/7	103-111	-8	Minnesota	L	27-35	Martin-48/Miller-8	McCants-22/Jefferson-13	13,990
63	3/9	114-113	+1	@L.A. Lakers	W	28-35	Udrih-25/Moore-9	Bryant-26/Odom-10	18,997
64	3/13	96-85	+11	Portland	W	29-35	Artest-22/Udrih-8	Roy-21/Przybilla-10	13,333
65	3/15	99-127	-28	@Phoenix	L	29-36	Artest-26/Artest-9	Stoudemire-30/Stoudemire-10	18,422
66	3/16	106-100	+6	Toronto	W	30-36	Martin-32/Miller-11	Kapono-26/Nesterovic-8	13,963
67	3/18	122-105	+17	Golden State	W	31-36	Martin-34/Miller-13	Davis-24/Biedrins,Azubuike-8	16,245
68	3/21	89-102	-13	@San Antonio	L	31-37	Artest-23/Moore-9	Duncan-21/Duncan-13	18,797
69	3/22	111-117	-6	@Memphis	L	31-38	Martin-29/Hawes-12	Gay-24/Milicic-10	11,151
70	3/24	100-108	-8	@Houston	L	31-39	Martin-18/Miller-7	Alston-28/Mutombo-9	18,241
71	3/26	107-106*	+1	Memphis	W	32-39	Martin-36/Miller-17	Warrick-26/Milicic,Crittenton-9	13,433
72	3/28	108-114	-6	Washington	L	32-40	Artest-28/Miller-8	Jamison-25/Jamison-12	14,061
73	3/30	120-107	+13	@Seattle	W	33-40	Martin-31/Artest-12	Durant-25/Collison-8	10,862
74	4/1	99-98	+1	Houston	W	34-40	Artest-30/Miller-7	McGrady-32/Battier-9	14,169
75	4/3	110-98	+12	L.A. Clippers	W	35-40	Martin-26/Miller-10	Maggette-28/Powell-13	12,707
76	4/5	118-115	+3	@Denver	W	36-40	Martin-36/Moore-10	Anthony-47/Camby-14	18,921
77	4/6	92-114	-22	L.A. Lakers	L	36-41	Martin-22/Hawes-11	Bryant-29/Radmanovic-14	17,317
78	4/8	132-140	-8	@Golden State	L	36-42	Garcia-31/Martin,S.Williams-7	Davis-33/Biedrins-17	20,003
79	4/11	103-86	+17	Portland	W	37-42	Salmons-18/Hawes,Martin,S.Williams-7	Aldridge-24/Aldridge-15	13,327
80	4/12	94-91	+3	New Orleans	W	38-42	Artest-22/Salmons-11	West-30/West-15	14,965
81	4/14	98-101	-3	San Antonio	L	38-43	Salmons-29/Salmons-10	Parker-32/Oberto-8	15,334
82	4/15	101-124	-23	@L.A. Lakers	L	38-44	Douby-32/S. Williams-11	Gasol-22/Odom-12	18,997

* = OT

BACK TO TABLE OF CONTENTS



Front row — from left to right, Head Coach Kenny Natt, Francisco Garica, Kevin Martin, Jason Thompson, Spencer Hawes, Donté Greene, Andres Nocioni. **Middle row — from left to right,** Assistant Coach Shareef Abdur-Rahim, Assistant Coach Jason Hamm, Assistant Coach Rex Kalamian, Video Coordinator Todd Purves, Rashad McCants, Beno Udrih, Bobby Jackson, Will Solomon, Assistant Coach Pete Carril, Assistant Coach Randy Brown, Assistant Coach/Advance Scout Bubba Burrage, Vice President of Basketball Operations Wayne Cooper. **Back row — from left to right,** Equipment Manager Rob Pimental, Strength & Conditioning Coach Daniel Shapiro, Ike Diogu, Cedric Simmons, Kenny Thomas, Calvin Booth, Athletic Trainer Pete Youngman, Assistant Trainer Manny Romero.

FINAL STATISTICS

PLAYER	G.	MIN.	FGM	FGA	PCT.	FTM	FTA	PCT.	OFF.	DEF.	TOT.	AST.	PF	DQ	STL.	TO	BLK.	PTS.	AVG.
Martin	51	1947	341	811	.420	457	527	.867	29	154	183	138	116	0	61	146	8	1254	24.6
Salmons*	53	1980	351	744	.472	191	232	.823	43	178	221	196	122	0	58	122	9	970	18.3
Garcia	65	1975	295	665	.444	146	178	.820	56	162	218	150	196	4	80	112	67	824	12.7
Gooden*	1	26	5	9	.556	2	2	1.000	3	10	13	2	2	0	0	3	0	12	12.0
Miller*	43	1354	184	388	.474	125	156	.801	83	261	344	148	135	0	30	83	24	513	11.9
Nocioni (TOT)	76	1992	299	701	.427	145	183	.792	54	307	361	102	261	5	39	113	33	867	11.4
Nocioni (SAC)	23	713	113	252	.448	45	59	.763	20	119	139	42	85	1	13	40	17	316	13.7
Hawes	77	2259	373	800	.466	90	136	.662	148	401	549	149	249	4	44	160	93	876	11.4
Thompson	82	2303	356	717	.497	198	286	.692	234	372	606	93	314	9	46	146	59	910	11.1
Udrih	73	2270	321	696	.461	123	150	.820	46	174	220	342	192	2	81	158	12	800	11.0
McCants (TOT)	58	1100	192	488	.393	107	141	.759	21	89	110	68	103	0	47	64	14	554	9.6
McCants (SAC)	24	465	87	196	.444	47	60	.783	10	37	47	36	40	0	20	19	8	246	10.3
Jackson	71	1484	193	485	.398	86	101	.851	42	158	200	143	100	0	62	66	4	532	7.5
Brown*	47	675	94	247	.381	26	34	.765	8	28	36	87	74	0	15	47	1	245	5.2
Solomon (TOT)*	53	712	105	245	.429	25	34	.735	12	52	64	133	71	0	27	54	4	263	5.0
Solomon (SAC)*	14	168	26	64	.406	5	10	.500	3	18	21	10	11	0	7	5	0	70	5.0
Douby*	20	227	30	88	.341	14	15	.933	3	22	25	13	23	0	2	6	5	84	4.2
Diogu (TOT)	29	215	39	74	.527	40	53	.755	26	30	56	3	23	0	3	12	3	119	4.1
Diogu (SAC)	10	142	33	55	.600	25	33	.758	14	25	39	3	14	0	2	6	1	92	9.2
Greene	55	725	77	236	.326	29	34	.853	19	67	86	30	68	0	16	37	14	209	3.8
Williams*	30	305	40	89	.449	32	42	.762	25	53	78	8	36	0	12	26	10	112	3.7
Moore*	46	746	63	121	.521	34	42	.810	45	107	152	28	112	1	13	27	14	160	3.5
Booth (TOT)	8	55	5	10	.500	6	8	.750	5	6	11	0	10	0	1	1	2	16	2.0
Booth (SAC)	7	55	5	10	.500	6	8	.750	4	6	10	0	10	0	1	1	2	16	2.3
Simmons (TOT)	1	84	11	25	.440	7	16	.438	5	11	16	2	8	0	1	2	4	29	1.6
Simmons (SAC)	7	23	0	4	.000	1	2	.500	1	3	4	0	2	0	0	2	0	1	0.1
Thomas	8	62	3	8	.375	0	0	---	4	11	15	1	9	0	6	1	1	6	0.8
KINGS	82	19905	2990	6685	.447	1682	2107	.798	840	2366	3206	1619	1910	21	569	1266	349	8248	100.6
OPPONENTS	82	19905	3281	6792	.483	1824	2412	.756	1018	2592	3610	1796	1737	7	704	1178	423	8966	109.3

3-Pt. FG: Sacramento Kings 586-1594 (.368); Martin 115-277 (.415); Garcia 88-221 (.398); Salmons 77-184 (.418); Jackson 60-197 (.305); Nocioni 45-102 (.441) SAC, 124-311 (.399) TOT; Hawes 40-115 (.348); Udrih 35-113 (.310); Brown 31-94 (.330); McCants 25-70 (.357) SAC, 63-189 (.333) TOT; Greene 26-100 (.260); Miller 20-43 (.465); Solomon 13-29 (.448) SAC, 28-86 (.326) TOT; Douby 10-37 (.270); Diogu 1-2 (.500) SAC, 1-2 (.500) TOT; Thompson 0-8; Williams 0-2. Opponents 580-1430 (.406).

* Did not finish season with team

TEAM NOTES

- Kings finished fifth in the Pacific Division, compiling a 17-65 regular season record.
- Sacramento ranked sixth in the league in free throw percentage (.798), matching the Sacramento-era record single-season record set in 2007-08.
- For the third consecutive season, Kevin Martin led the team in scoring (24.6 ppg).

G	DATE	SCORE	+/-	OPPONENT	W/L	REC	KINGS HI. SCORER/REBOUNDER	OPP. HI. SCORER/REBOUNDER	ATT
1	10/29	96-98	-2	@Minnesota	L	0-1	Salmons-24/Hawes-14	Jefferson-21/Jefferson-10	17,820
2	10/31	77-103	-26	@Miami	L	0-2	Douby,Salmons-14/Hawes-11	Wade-20/Marion-10	19,600
3	11/1	103-121	-18	@Orlando	L	0-3	Martin-31/Thompson-5	Howard-29/Howard-14	16,704
4	11/3	91-125	-34	@Philadelphia	L	0-4	Thompson-17/Hawes-8	Young-18/Dalembert-6	10,100
5	11/5	100-95	+5	Memphis	W	1-4	Martin-33/Moore-11	Mayo-28/Gay,Gasol,Lowry-6	13,685
6	11/7	121-109	+12	Minnesota	W	2-4	Martin-26/Miller-10	Love-20/Jefferson-9	10,592
7	11/9	115-98	+17	Golden State	W	3-4	Martin-27/Hawes-11	Biedrins-16/Biedrins-18	12,090
8	11/11	92-100	-8	Detroit	L	3-5	Hawes-19/Thompson-9	Iverson-30/Prince-11	11,423
9	11/12	103-98	+5	@L.A. Clippers	W	4-5	Udrih-30/Miller,Thompson-11	Thornton-20/Kaman-6	13,266
10	11/14	95-97*	-2	Phoenix	L	4-6	Salmons-21/Miller-11	O'Neal-29/O'Neal-13	12,810
11	11/16	88-90	-2	San Antonio	L	4-7	Salmons-31/Miller,Moore-8	Finley-21/Duncan-10	11,699
12	11/18	94-109	-15	@Memphis	L	4-8	Salmons-18/Thompson-9	Gay-22/Warrick-10	10,834
13	11/19	105-96	+9	@New Orleans	W	5-8	Salmons-29/Miller-8	West-22/Chandler-10	15,533
14	11/21	96-117	-21	Portland	L	5-9	Thompson-19/Thompson-12	Blake-20/Przybilla-10	12,056
15	11/23	108-118	-10	@L.A. Lakers	L	5-10	Salmons-24/Hawes-8	Bryant-24/Ariza-11	18,997
16	11/24	90-91	-1	@Portland	L	5-11	Salmons-20/Miller,Thompson-6	Roy-28/Przybilla-12	20,467
17	11/26	114-116*	-2	New Jersey	L	5-12	Salmons-38/Miller-13	Carter-25/Lopez,Anderson-8	11,650
18	11/28	94-120	-26	@Utah	L	5-13	Salmons-20/Hawes,Greene-6	Okur-20/Okur-12	19,911
19	11/29	78-101	-23	Dallas	L	5-14	Udrih-13/Udrih-9	J. Terry-24/Dampier-13	12,650
20	12/2	94-99	-5	Utah	L	5-15	Martin-22/Miller-9	Korver-15/Millsap,Okur-11	10,798
21	12/6	85-118	-33	Denver	L	5-16	Salmons-22/Thompson-15	Billups-24/Anthony,Nene-7	12,322
22	12/9	113-101	+12	L.A. Lakers	W	6-16	Garcia,Salmons-21/Hawes-9	Bryant-28/Gasol-12	16,068
23	12/12	103-112	-9	@L.A. Lakers	L	6-17	Salmons-26/Thompson-8	Bryant-32/Gasol-11	18,997
24	12/13	90-114	-24	New York	L	6-18	Salmons-14/Thompson-11	Harrington-33/Lee-19	12,155
25	12/15	118-103	+15	Minnesota	W	7-18	Garcia-21/Hawes,Miller-10	Jefferson-22/Love-15	10,593
26	12/16	77-109	-32	@Portland	L	7-19	Salmons-21/Moore-6	Roy-29/Przybilla-14	20,005
27	12/19	96-107	-11	@Houston	L	7-20	Salmons-26/Miller-11	Yao-30/Landry-11	18,271
28	12/20	90-99	-9	@New Orleans	L	7-21	Salmons-26/Thompson-10	Paul-34/Chandler-8	16,869
29	12/22	85-101	-16	@San Antonio	L	7-22	Salmons-22/Garcia,Hawes,Miller,Thompson-6	Parker-18/Thomas-7	18,372
30	12/26	101-107	-6	Toronto	L	7-23	Miller,Salmons-20/Hawes,Miller-8	O'Neal-36/O'Neal-9	12,059
31	12/28	63-108	-45	Boston	L	7-24	Salmons-11/Moore-8	Garnett-21/Perkins-12	16,029
32	12/30	92-90	+2	L.A. Clippers	W	8-24	Martin-20/Miller-13	Gordon-24/Camby-24	11,420
33	1/2	92-98	-6	@Detroit	L	8-25	Miller-25/Miller-16	Stuckey-38/Johson-14	22,076
34	1/3	117-122	-5	@Indiana	L	8-26	Martin-45/Jackson-10	Granger-35/Murphy-13	12,765
35	1/5	90-98	-8	@New Jersey	L	8-27	Martin-36/Thomas-8	Carter-29/Yi-13	12,314
36	1/6	94-99	-5	@Chicago	L	8-28	Martin-29/Miller-12	Gordon-24/Gooden-10	18,060
37	1/9	115-119*	-4	Miami	L	8-29	Salmons-29/Miller-16	Wade-41/Beasley-10	12,587
38	1/11	102-95	+7	Dallas	W	9-29	Martin-21/Hawes-8	J. Terry-33/Nowitzki-8	12,294
39	1/13	107-139	-32	Orlando	L	9-30	Martin-30/Garcia-5	Howard-25/Howard-15	11,168
40	1/14	135-133***	+2	@Golden State	W	10-30	Miller-30/Miller-22	Crawford-35/Biedrins-14	19,122
41	1/16	122-129	-7	Milwaukee	L	10-31	Martin,Salmons-24/Thompson-11	Redd-44/Villanueva-12	11,663
42	1/20	99-118	-19	@Denver	L	10-32	Martin-25/Thompson-11	Kleiza-27/Nene-12	15,164
43	1/21	107-110	-3	Washington	L	10-33	Salmons,Udrih-24/Salmons,Williams,Thompson-5	Jamison-33/McGuire-12	10,821
44	1/24	104-106	-2	@Milwaukee	L	10-34	Martin-20/Miller-13	Jefferson-20/Elson-12	15,379
45	1/25	97-113	-16	@Toronto	L	10-35	Salmons-21/Salmons-7	Bosh-31/O'Neal-10	18,127
46	1/27	110-117	-7	@Cleveland	L	10-36	Martin-35/Martin-7	M. Williams-43/James-15	20,562
47	1/28	100-119	-19	@Boston	L	10-37	Salmons-22/Thompson-11	House-28/Garnett,Allen-8	18,624
48	1/30	88-109	-21	Chicago	L	10-38	Martin-27/Thompson-12	Gordon,Deng-20/Thomas-10	13,356
49	2/1	122-118*	+4	Oklahoma City	W	11-38	Martin-37/Salmons-10	Westbrook-34/Collison-14	10,817
50	2/2	81-129	-48	@Phoenix	L	11-39	Salmons-19/Hawes-9	Stoudemire-25/O'Neal-9	18,422
51	2/6	107-111	-4	Utah	L	11-40	Martin-37/Hawes-8	Williams-34/Okur-11	17,317
52	2/8	113-116	-3	@Okla. City	L	11-41	Udrih-29/Hawes,Martin,Thompson,Udrih-6	Durant-39/Durant,Green,Westbrook-7	18,271
53	2/10	100-118	-18	@Dallas	L	11-42	Martin-18/Jackson-6	Howard,Wright-23/Dampier-16	19,667
54	2/11	82-94	-12	@Houston	L	11-43	Martin-18/Hawes-7	Yao-24/Yao-18	15,626
55	2/18	100-105	-5	Atlanta	L	11-44	Martin-32/Hawes-14	Bibby-29/Horford-18	11,213
56	2/20	115-106	+9	@Memphis	W	12-44	Martin-33/Thompson-9	Mayo-24/Gay,Conley-10	15,036
57	2/21	95-116	-21	@Dallas	L	12-45	Udrih-18/Hawes-9	Howard,Bass-20/Singleton-12	20,223
58	2/23	105-112	-7	New Orleans	L	12-46	Martin-32/Hawes-14	Paul-27/Chandler-10	11,633
59	2/25	91-98	-7	Charlotte	L	12-47	Martin-27/Gooden-13	Wallace-27/Okafor-11	10,439
60	2/27	98-86	+12	L.A. Clippers	W	13-47	Martin-20/Hawes-15	B. Davis,Novak-13/Camby-13	12,846
61	2/28	89-102	-13	@Utah	L	13-48	Martin-19/Thompson-12	Brewer,Okur-26/Millsap-12	19,911
62	3/3	109-117	-8	Indiana	L	13-49	Martin-21/Hawes,Nocioni,Thompson-7	Jack-26/Murphy-10	10,748
63	3/8	114-106	+8	Denver	W	14-49	Martin-26/Hawes,Jackson-8	Anthony-32/Balkman-10	12,678
64	3/10	98-99	-1	Oklahoma City	L	14-50	Hawes-20/Hawes-10	Green,Westbrook-22/Krstic-15	10,784
65	3/13	123-126*	-3	Cleveland	L	14-51	Martin-34/Nocioni-9	James-51/Varejao-12	16,317
66	3/15	104-106	-2	@Washington	L	14-52	Martin-24/Thompson-14	Jamison-30/Jamison-9	15,108
67	3/17	97-119	-22	@Atlanta	L	14-53	Martin-31/Thompson-8	Horford-23/Horford-12	14,226
68	3/18	88-104	-16	@Charlotte	L	14-54	McCants-30/Thompson-11	Wallace-25/Wallace-12	13,594
69	3/20	121-94	+27	@New York	W	15-54	Martin-30/Hawes-13	Robinson-19/Wilcox-9	19,763
70	3/22	100-112	-12	Philadelphia	L	15-55	Garcia-24/Thompson-13	Iguodala-27/Iguodala-7	12,943
71	3/27	95-113	-18	Memphis	L	15-56	Martin-31/Thompson-8	Gasol-27/Gay-9	12,987
72	3/29	126-118	+8	Phoenix	W	16-56	Thompson-21/Hawes-10	Nash-31/Dudley-11	13,623
73	3/31	110-111	-1	New Orleans	L	16-57	Nocioni-23/Udrih-7	West-40/West-9	17,317
74	4/1	141-143*	-2	@Golden State	L	16-58	Martin-50/Thompson-19	Ellis-42/Azubuike,Turiaf-13	18,743
75	4/3	111-139	-28	@Phoenix	L	16-59	Garcia-29/Hawes-10	Nash-29/Barnes-11	18,422
76	4/5	100-105	-5	Golden State	L	16-60	Jackson-17/Nocioni-15	Azubuike-30/Azubuike-15	12,975
77	4/7	104-122	-18	L.A. Lakers	L	16-61	Hawes-21/Hawes-15	Gasol-26/Gasol-12	17,317
78	4/9	98-115	-17	Houston	L	16-62	Hawes-22/Hawes-11	Artest-26/Yao-9	12,897
79	4/10	78-109	-31	@L.A. Clippers	L	16-63	Udrih-18/Hawes-13	Skinner-21/Kaman-13	18,232
80	4/12	92-95	-3	San Antonio	L	16-64	Hawes-24/Thompson-11	Parker-25/Thomas-13	13,330
81	4/13	98-118	-20	@Denver	L	16-65	Diogu-32/Diogu-11	Smith-45/Andersen-10	15,823
82	4/15	97-90	+7	@Minnesota	W	17-65	Diogu-28/Diogu-13	Smith-18/Love-10	17,333

* = OT

BACK TO TABLE OF CONTENTS



Front row — from left to right, Head Coach Paul Westphal, Francisco Garcia, Carl Landry, Jason Thompson, Spencer Hawes, Donté Greene, Andres Nocioni, President Geoff Petrie. **Middle row — from left to right,** Assistant Coach Truck Robinson, Assistant Coach Shareef Abdur-Rahim, Assistant Coach Mario Elie, Assistant Vice President of Basketball Operations Mike Petrie, Omri Casspi, Beno Udrih, Tyreke Evans, Dominic McGuire, Assistant Coach Pete Carril, Director of Player Personnel Jerry Reynolds, Assistant Coach Jim Eyen, Assistant Coach Bryan Gates, Advance Scout Bubba Burrage, Vice President of Basketball Operations and General Manager Wayne Cooper. **Back row — from left to right,** Equipment Manager Rob Pimental, Strength & Conditioning Coach Daniel Shapiro, Jon Brockman, Sean May, Ime Udoka, Athletic Trainer Pete Youngman, Assistant Trainer Manny Romero.

FINAL STATISTICS

PLAYER	G.	MIN.	FGM	FGA	PCT.	FTM	FTA	PCT.	OFF.	DEF.	TOT.	AST.	PF	DQ	STL.	TO	BLK.	PTS.	AVG.
Evans	72	2677	36	141	.255	348	465	.748	66	314	380	414	204	2	109	216	26	1450	20.1
Martin	22	774	39	110	.355	127	155	.819	20	74	94	57	51	0	23	35	4	436	19.8
Landry (TOT)	80	2469	1	3	.333	344	427	.806	188	280	468	66	234	2	55	136	63	1343	16.8
Landry (SAC)	28	1054	1	3	.333	109	147	.741	66	116	182	26	88	1	27	50	17	504	18.0
Udrih	79	2477	75	199	.377	118	141	.837	38	181	219	372	166	0	89	136	10	1023	12.9
Thompson	75	2357	1	10	.100	198	277	.715	224	413	637	124	279	7	41	139	73	939	12.5
Casspi	77	1931	75	203	.369	117	174	.672	75	274	349	95	125	0	54	98	17	792	10.3
Hawes	72	1904	26	87	.299	73	106	.689	145	291	436	158	200	1	32	131	83	723	10.0
Greene	76	1630	69	183	.377	90	140	.643	53	181	234	71	150	2	41	93	53	647	8.5
Nocioni	75	1477	96	249	.386	71	99	.717	32	190	222	75	160	1	32	67	26	635	8.5
Garcia	25	575	23	59	.390	15	17	.882	11	55	66	45	49	0	10	21	19	202	8.1
Rodriguez*	39	517	15	42	.357	43	62	.694	15	35	50	121	46	0	29	59	3	234	6.0
Udoka	69	944	26	91	.286	42	57	.737	51	140	191	58	83	0	34	42	6	250	3.6
May	37	331	0	4	.000	21	32	.656	20	50	70	17	46	0	12	19	7	123	3.3
Brockman	52	654	0	0	---	37	62	.597	105	108	213	22	115	0	15	23	5	147	2.8
Mason*	5	66	0	0	---	3	4	.750	4	9	13	2	5	0	1	4	1	13	2.6
Temple*	5	23	0	2	.000	5	5	1.000	1	2	3	2	1	0	1	2	0	11	2.2
Armstrong*	6	56	0	0	---	2	2	1.000	5	9	14	2	5	0	2	4	4	10	1.7
Thomas*	26	313	0	0	---	7	12	.583	35	51	86	15	42	0	10	17	10	41	1.6
Dorsey*	8	52	0	0	---	4	10	.400	5	13	18	0	9	0	1	2	1	12	1.5
McGuire (TOT)	51	307	0	0	---	0	7	.000	23	56	79	11	35	0	5	17	4	38	0.7
McGuire (SAC)	10	67	0	0	---	0	2	.000	6	12	18	3	3	0	1	7	1	8	0.8
KINGS	82	19880	482	1383	.349	1430	1969	.726	977	2518	3495	1679	1827	14	564	1226	366	8200	100.0
OPPONENTS	82	19880	497	1391	.357	1663	2149	.774	909	2538	3447	1683	1650	12	586	1120	468	8558	104.4

3-Pt. FG: Sacramento Kings 482-1383 (.349); Evans 36-141 (.255); Martin 39-110 (.355); Landry 1-3 (.333) SAC, 1-3 (.333) TOT; Udrih 75-199 (.377); Thompson 1-10 (.100); Casspi 75-203 (.369); Hawes 26-87 (.299); Greene 69-183 (.377); Nocioni 96-249 (.386); Garcia 23-59 (.390); Rodriguez 15-42 (.357); Udoka 26-91 (.286); May 0-4 (.000); Temple 0-2. Opponents 497-1391 (.357).

* Did not finish season with team

TEAM NOTES

- Paul Westphal, in his first season as head coach of the Kings, guided Sacramento to a fifth-place finish in the Pacific Division, compiling a 25-57 regular season record.
- Rookie Tyreke Evans, selected fourth overall in the 2009 NBA Draft, averaged a team-high 20.1 ppg, 5.3 rpg, a team-leading 5.8 apg, and 1.51 spg and became the first Kings player in the Sacramento era to win the NBA Rookie of the Year award.
- Sacramento ranked 10th in the NBA in rebounding (42.6 rpg), and third in offensive rebounding (11.9 orpg).
- The Kings rallied from a third-quarter 35-point deficit to defeat the Bulls, 102-98, at Chicago on December 21, 2009. It was the largest deficit to come back from and win since the Jazz overcame a 36-point deficit to beat the Nuggets on Nov. 27, 1996.

G	DATE	SCORE	+/-	OPPONENT	W/L	REC	KINGS HI. SCORER/REBOUNDER	OPP. HI. SCORER/REBOUNDER	ATT
1	10/28	89-102	-13	@Okla. City	L	0-1	Martin-27/Thompson-9	Durant-25/Durant-11	18,203
2	10/30	92-97	-5	@New Orleans	L	0-2	Evans-22/Thompson-12	Paul-31/Okafor-13	17,306
3	10/31	94-113	-19	@San Antonio	L	0-3	Martin-29/Hawes-10	Parker-24/Blair,Duncan-10	16,966
4	11/2	127-116*	+11	Memphis	W	1-3	Martin-48/Hawes-11	Randolph-30/Gasol,Rndlph-16	17,317
5	11/4	105-113	-8	Atlanta	L	1-4	Martin-29/Thompson-12	Crawford,Johnson-26/Horford,Johnson-8	11,751
6	11/7	104-99	+5	@Utah	W	2-4	Evans-32/Thompson-11	Williams-29/Boozer-17	18,825
7	11/8	120-107	+13	Golden State	W	3-4	Evans-23/Casspi,Thompson-10	Jackson-21/Azubuike-7	10,760
8	11/10	101-98	+3	Okla. City	W	4-4	Thompson-21/Thompson-14	Durant-37/Krstic-8	10,523
9	11/13	109-100	+9	Houston	W	5-4	Thompson-27/Thompson-11	Ariza-28/Scola-9	11,762
10	11/17	87-101	-14	Chicago	L	5-5	Greene-24/Thompson-9	Salmons-23/Noah-14	12,634
11	11/20	102-104	-2	@Dallas	L	5-6	Evans-29/Thompson-8	Nowitzki,Terry-20/Gooden-16	19,871
12	11/21	106-113	-7	@Houston	L	5-7	Hawes-24/Hawes,Nocioni-9	Scola-22/Scola-12	16,202
13	11/23	105-116	-9	@Memphis	L	5-8	Evans-28/Thompson-10	Gay-24/Gay-8	10,109
14	11/25	111-97	+14	New York	W	6-8	Greene-24/Evans-11	Lee,Robinson-25/Lee-12	11,375
15	11/27	109-96	+13	New Jersey	W	7-8	Evans,Udrih-21/Hawes-10	Harris-25/Lopez-11	12,725
16	11/29	112-96	+16	New Orleans	W	8-8	Rodriguez-24/Thompson-14	West-24/Okafor,Brown-9	11,548
17	12/2	110-105	+5	Indiana	W	9-8	Evans-26/Hawes-7	Granger-33/Foster-18	10,021
18	12/5	107-115	-8	@Phoenix	L	9-9	Evans-21/Thomas-18	Nash-32/Stoudemire-21	17,747
19	12/6	102-115	-13	Miami	L	9-10	Evans-30/Thompson-8	Wade-34/Haslem-6	13,186
20	12/8	94-96	-2	@New Orleans	L	9-11	Evans-25/Thompson-9	West-24/Okafor,West-12	13,140
21	12/9	106-118	-12	@San Antonio	L	9-12	Casspi-20/Thompson-9	Jefferson-23/McDyess-9	17,353
22	12/12	120-100	+20	Minnesota	W	10-12	Thompson-23/Thompson-12	Jefferson-26/Love-12	11,333
23	12/15	88-95	-7	@Portland	L	10-13	Evans-19/Thompson-9	Roy,Aldridge-25/Przybilla-10	20,588
24	12/16	112-109	+3	Washington	W	11-13	Evans-26/Thompson-13	Arenas-33/Haywood-14	16,579
25	12/18	96-112	-16	@Minnesota	L	11-14	Casspi-21/Thompson-9	Love,Brewer-20/Love-16	13,144
26	12/19	96-95	+1	@Milwaukee	W	12-14	Evans-24/Thompson-10	Delfino-17/Bogut-13	13,745
27	12/21	102-98	+4	@Chicago	W	13-14	Evans-23/Evans-8	Deng-26/Noah-10	19,631
28	12/23	104-117*	-13	Cleveland	L	13-15	Evans-28/Hawes-12	James-34/James-16	16,407
29	12/26	103-112**	-9	LA Lakers	L	13-16	Udrih-23/Casspi-10	Bryant-38/Odom-15	17,345
30	12/28	106-101	+5	Denver	W	14-16	Nocioni-21/Thompson-11	Anthony-34/Martin-12	14,548
31	12/30	106-116	-10	Philadelphia	L	14-17	Casspi,Greene-21/Thompson-11	Williams-22/Dalembert,Iguodala,Young-7	13,156
32	1/1	108-109	-1	@LA Lakers	L	14-18	Hawes-30/Hawes-11	Bryant-39/Gasol-16	18,997
33	1/2	91-99	-8	Dallas	L	14-19	Casspi-22/Casspi-11	Nowitzki-25/Gooden-10	14,294
34	1/5	109-113	-4	Phoenix	L	14-20	Evans-27/Evans-11	Nash-30/Richardson-9	13,630
35	1/8	101-108	-7	@Golden State	L	14-21	Evans-25/Udoka-14	Ellis-39/Biedrins-9	18,327
36	1/9	102-100	+2	Denver	W	15-21	Evans-27/Brockman-12	Billups-27/Martin-10	14,411
37	1/12	88-109	-21	Orlando	L	15-22	Evans-18/Casspi-11	Howard-30/Howard-16	14,426
38	1/15	86-98	-12	@Philadelphia	L	15-23	Martin,Thompson-19/Thompson-16	Young-20/Dalembert-12	16,767
39	1/16	86-96	-10	@Washington	L	15-24	Martin-23/Hawes-7	Butler-19/Haywood-10	17,242
40	1/18	103-105	-2	@Charlotte	L	15-25	Evans-34/Brockman-14	Wallace-28/Felton-9	13,678
41	1/20	97-108	-11	@Atlanta	L	15-26	Evans-24/Casspi-8	Crawford-20/Smith-9	14,809
42	1/22	84-100	-16	@Orlando	L	15-27	Evans-19/Thompson-10	Howard-19/Howard-15	17,461
43	1/23	84-115	-31	@Miami	L	15-28	Evans-15/Hawes,Thompson-7	Wade-27/Beasley-13	18,521
44	1/26	99-96	+3	Golden State	W	16-28	Udrih-24/Hawes-13	Curry-27/Maggette-12	14,522
45	1/29	94-101	-7	@Utah	L	16-29	Martin-33/Hawes-9	Millsap-32/Millsap-14	19,480
46	1/30	96-103	-7	Charlotte	L	16-30	Martin-31/Thompson-16	Wallace-38/Wallace-11	14,186
47	2/1	109-112*	-3	@Denver	L	16-31	Hawes-23/Brockman-11	Martin-24/Martin-12	15,544
48	2/3	113-115	-2	San Antonio	L	16-32	Evans-32/Evans-7	Hill-23/Duncan-13	12,934
49	2/5	102-114	-12	Phoenix	L	16-33	Greene-31/Casspi-8	Stoudemire-30/Stoudemire-9	14,922
50	2/7	104-115	-11	@Toronto	L	16-34	Martin-24/Hawes-11	Bosh-36/Bosh-11	18,007
51	2/9	118-114*	+4	@New York	W	17-34	Evans-27/Thompson-11	Chandler-35/Lee,Jeffries-10	19,531
52	2/10	103-97	+6	@Detroit	W	18-34	Martin-26/Hawes-11	Prince-23/Wallace-13	14,152
53	2/16	92-95	-3	Boston	L	18-35	Casspi-19/Evans,Thompson-11	Pierce,Wallace-17/Garnett-9	14,439
54	2/17	98-130	-32	@Golden State	L	18-36	Evans,Thompson-17/Thompson-15	Watson-40/Tolliver-8	17,023
55	2/20	89-99	-10	@LA Clippers	L	18-37	Evans-21/Landry-8	Gordon-30/Kaman-16	17,903
56	2/21	88-104	-16	@Phoenix	L	18-38	Landry-18/Thompson-9	Richardson-26/Stoudemire-14	17,369
57	2/23	89-101	-12	Detroit	L	18-39	Evans-28/Thompson-8	Hamilton-30/Stuckey-8	11,557
58	2/26	103-99	+4	Utah	W	19-39	Udrih-25/Hawes-12	Boozer-26/Okur-11	12,938
59	2/28	97-92	+5	LA Clippers	W	20-39	Evans-22/Hawes-9	Kaman-18/Kaman-11	13,071
60	3/2	107-113	-6	@Okla. City	L	20-40	Evans-27/Landry-7	Durant-39/Durant-10	17,677
61	3/3	84-81	+3	@Houston	W	21-40	Landry-22/Hawes,Landry-10	Brooks-22/Scola-18	15,651
62	3/5	100-108	-8	@Dallas	L	21-41	Landry-21/Hawes-9	Nowitzki-31/Nowitzki-12	19,954
63	3/7	102-108	-6	Okla. City	L	21-42	Evans-24/Landry,Thompson-8	Durant-27/Krstic-10	12,081
64	3/9	81-88	-7	@Portland	L	21-43	Evans-18/Hawes-9	Roy-19/Camby,Roy,Howard-8	20,587
65	3/10	113-90	+23	Toronto	W	22-43	Udrih-24/Evans-10	Bargnani-20/Turkoglu-7	13,412
66	3/12	94-110	-16	Portland	L	22-44	Landry-18/Evans-10	Roy-28/Camby-7	12,110
67	3/14	114-100	+14	Minnesota	W	23-44	Evans-29/Evans-9	Jefferson-22/Jefferson-10	10,736
68	3/16	99-106	-7	LA Lakers	L	23-45	Evans-25/Evans-11	Bryant-30/Bynum,Gasol-12	17,361
69	3/19	108-114**	-6	Milwaukee	L	23-46	Udrih-26/Udoka-13	Jennings-35/Bogut-11	12,098
70	3/21	102-89	+13	@LA Clippers	W	24-46	Landry-24/Hawes-10	Gordon-23/Kaman-9	17,233
71	3/22	85-102	-17	Memphis	L	24-47	Landry-23/Udrih-7	Randolph-25/Randolph-12	11,497
72	3/24	79-93	-14	@New Jersey	L	24-48	Udrih-19/Thompson-11	Lopez-26/Lopez-13	10,068
73	3/26	86-94	-8	@Boston	L	24-49	Landry-30/Greene-9	Pierce-22/Garnett-13	18,624
74	3/28	90-97	-7	@Cleveland	L	24-50	Nocioni-21/Thompson-14	James-34/Jamison-9	20,562
75	3/30	95-102	-7	@Indiana	L	24-51	Udrih,Thompson-18/Thompson-11	Granger-33/Murphy-13	13,339
76	3/31	99-108	-9	@Minnesota	L	24-52	Landry-22/Evans,Landry,Thmpsn-7	Jefferson,Brewer-19/Jefferson-12	15,582
77	4/3	87-98	-11	Portland	L	24-53	Udrih-22/Landry-9	Roy-24/Camby-15	12,875
78	4/6	86-95	-9	San Antonio	L	24-54	Evans-22/Evans-9	Jefferson-18/McDyess-11	11,732
79	4/8	116-94	+22	LA Clippers	W	25-54	Evans-28/Thompson-15	Kaman-23/Jordan-10	11,418
80	4/10	108-126	-18	Dallas	L	25-55	Landry-30/Evans-8	Nowitzki-39/Kidd-10	15,247
81	4/12	107-117	-10	Houston	L	25-56	Evans-24/Thompson-10	Martin-39/Hayes,Jeffries-7	14,549
82	4/13	100-106	-6	@LA Lakers	L	25-57	Udrih-21/Thompson-16	Gasol-28/Odom-10	18,997

* = OT

BACK TO TABLE OF CONTENTS



Front row — from left to right, Head Coach Paul Westphal, Francisco Garcia, Omri Casspi, DeMarcus Cousins, Samuel Dalembert, Jason Thompson, Donté Greene, President Geoff Petrie. **Middle row — from left to right,** Assistant Coach Truck Robinson, Assistant Coach Mario Elie, Assistant Coach Otis Hughley, Assistant Coach Jim Eyen, Pooh Jeter, Beno Udrih, Tyreke Evans, Marcus Thornton, Assistant Coach Pete Carril, Director of Player Personnel Jerry Reynolds, Video Coordinator Todd Purves, Advance Scout Bubba Burrage, Vice President of Basketball Operations and General Manager Wayne Cooper. **Back row — from left to right,** Equipment Manager Rob Pimental, Strength & Conditioning Coach Daniel Shapiro, Darnell Jackson, Hassan Whiteside, Jermaine Taylor, Athletic Trainer Pete Youngman, Assistant Trainer Manny Romero.

FINAL STATISTICS

PLAYER	G.	MIN.	FGM	FGA	PCT.	FTM	FTA	PCT.	OFF.	DEF.	TOT.	AST.	PF	DQ	STL.	TO	BLK.	PTS.	AVG.
Tyreke Evans	57	2107	382	933	.409	205	266	.771	46	229	275	319	143	1	85	184	30	1012	17.8
DeMarcus Cousins	81	2310	432	1004	.430	276	402	.687	217	482	699	204	332	10	85	268	68	1143	14.1
Beno Udrih	79	2734	412	824	.500	197	228	.864	41	224	265	386	181	2	94	141	9	1086	13.7
Marcus Thornton (TOT)	73	1776	350	807	.434	145	184	.788	61	197	258	135	110	0	64	93	9	933	12.8
Marcus Thornton (SAC)	27	1030	213	473	.450	95	118	.805	36	91	127	92	60	0	45	56	5	574	21.3
Carl Landry*	53	1406	238	484	.492	155	215	.721	127	126	253	50	125	0	30	82	20	631	11.9
Francisco Garcia	58	1386	207	475	.436	65	76	.855	24	109	133	71	126	0	51	45	49	560	9.7
Jason Thompson	75	1748	271	534	.507	121	200	.605	144	310	454	88	212	1	28	99	44	663	8.8
Omri Casspi	71	1702	225	546	.412	68	101	.673	74	233	307	74	115	0	54	68	13	610	8.6
Samuel Dalembert	80	1938	268	567	.473	108	148	.730	212	445	657	67	225	2	36	132	116	644	8.1
Jermaine Taylor (TOT)	34	482	94	196	.480	21	28	.750	26	36	62	32	39	0	14	46	5	223	6.6
Jermaine Taylor (SAC)	26	406	78	164	.476	16	22	.727	25	28	53	30	35	0	12	40	3	184	7.1
Donté Greene	69	1127	156	386	.404	43	65	.662	49	98	147	48	88	0	36	60	20	400	5.8
Luther Head*	36	586	68	164	.415	39	50	.780	16	44	60	70	43	0	10	32	9	200	5.6
Marquis Daniels (TOT)	49	938	114	232	.491	39	57	.684	24	89	113	64	63	0	39	38	22	271	5.5
Pooh Jeter	62	858	106	259	.409	37	41	.902	9	61	70	162	54	0	29	51	2	255	4.1
Darnell Jackson	59	486	77	158	.487	30	49	.612	49	45	94	14	61	0	12	23	3	187	3.2
Antoine Wright*	7	31	1	8	.125	0	0	---	2	1	3	0	3	0	1	1	0	2	0.3
Hassan Whiteside	1	2	0	0	---	0	0	---	0	0	0	0	2	0	0	0	0	0	0.0
KINGS	82	19855	3134	6979	.449	1455	1981	.734	1071	2526	3597	1675	180516		608	1324	391	8151	99.4
OPPONENTS	82	19855	3260	6826	.478	1589	2085	.762	868	2508	3376	1779	17239		666	1204	464	8589	104.7

3-Pt. FG: Sacramento Kings 428-1277 (.335); Casspi 92-247 (.372); Garcia 81-224 (.362); Udrih 65-182 (.357); Thornton 53-147 (.361) SAC, 88-240 (.367) TOT; Greene 45-154 (.292); Evans 43-148 (.291); Head 25-64 (.391); Taylor 12-40 (.300) SAC, 14-45 (.311); Jeter 6-30 (.200); Jackson 3-11 (.273); Cousins 3-18 (.167); Dalembert 0-4; Landry 0-3; Thompson 0-3; Dalembert 0-2. Opponents 480-1353 (.355).
* Did not finish season with team

TEAM NOTES

- Kings finished fourth in the Pacific Division, compiling a 24-58 regular season record. For the first time in the Sacramento era and since the 1968-69 season the Kings finished with more wins on the road (13) than at home (11).
- Sacramento was ranked second in offensive rebounds per game (13.1 rpg) and fourth in rebounding overall (43.9 rpg).
- Rookie forward-center DeMarcus Cousins set a new Sacramento-era rookie record for most rebounds in a season (699), surpassing Lionel Simmons' mark of 697, set in 1990-91.
- Marcus Thornton, acquired along with cash considerations from New Orleans in exchange for forward Carl Landry on February 23, averaged 21.3 points (.450 FG%, .361 3pt%, .805 FT%), 4.7 rebounds, 3.4 assists, and 1.67 steals per game in 27 games with the Kings. Thornton scored a career-high 42 points in a March 14th win over the Warriors.

G	DATE	SCORE	+/-	OPPONENT	W/L	REC	KINGS HI. SCORER/REBOUNDER	OPP. HI. SCORER/REBOUNDER	ATT
1	10/27	117-116	+1	@Minnesota	W	1-0	Garcia, Landry-22/Landry-11	Ridnour-20/Love-10	17,067
2	10/29	100-106	-6	@New Jersey	L	1-1	Garcia, Evans-18/Jackson-6	Lopez-29/Humphries-8	13,482
3	10/30	107-104	+3	@Cleveland	W	2-1	Evans-21/Cousins-10	Sessions-21/Varejao-9	20,562
4	11/1	111-108	+3	Toronto	W	3-1	Evans-23/Dalembert-14	Bargnani-28/Evans-19	17,317
5	11/3	100-112	-12	L.A. Lakers	L	3-2	Evans-21/Dalembert, Thompson-10	Bryant-30/Gasol-11	16,113
6	11/6	91-100	-9	Memphis	L	3-3	Evans-30/Dalembert-12	Gay-32/Randolph-11	14,085
7	11/10	89-98	-8	Minnesota	L	3-4	Casspi-17/Dalembert-9	Beasley-42/Beasley, Love-9	12,433
8	11/12	89-103	-14	@Phoenix	L	3-5	Landry-20/Landry-11	Nash-28/Richardson-8	18,029
9	11/14	94-100	-6	Detroit	L	3-6	Evans-20/Landry, Cousins-8	Stuckey-17/Wallace-10	12,377
10	11/17	106-113	-7	New York	L	3-7	Evans-23/Cousins-10	Gallinari, Stoudemire-27/Stoudemire-10	12,817
11	11/19	86-81	+5	New Jersey	W	4-7	Evans-20/Cousins-10	Humphries-18/Lopez,Humphries-10	11,766
12	11/21	71-75	-4	New Orleans	L	4-8	Greene-15/Dalembert, Greene-10	West-17/Okafor-12	12,003
13	11/22	83-94	-11	@Utah	L	4-9	Cousins-18/Dalembert, Cousins-9	Miles-20/Millsap-9	18,698
14	11/25	82-100	-18	@L.A. Clippers	L	4-10	Landry-18/Landry, Cousins-6	Gordon-28/Griffin-15	11,504
15	11/27	85-96	-11	Chicago	L	4-11	Thompson-18/Thompson-9	Rose-30/Brewer-10	13,504
16	11/30	98-107	-9	Indiana	L	4-12	Udrih-24/Dalembert-12	Granger-37/Hibbert-8	10,927
17	12/3	80-113	-33	@L.A. Lakers	L	4-13	Thompson-19/Thompson-10	Bryant-22/Odom-7	18,997
18	12/4	103-105	-2	Dallas	L	4-14	Evans-25/Cousins-11	Nowitzki-25/Marion-8	12,900
19	12/6	91-98	-7	@L.A. Clippers	L	4-15	Casspi-21/Dalembert-11	Gordon-29/Griffin-11	14,964
20	12/8	116-91	+25	Washington	W	5-15	Udrih-23/Thompson-14	Thornton-20/McGee-9	12,308
21	12/11	83-104	-21	Miami	L	5-16	Casspi-20/Dalembert-11	Wade-36/Bosh-17	16,396
22	12/14	105-118	-13	@Houston	L	5-17	Cousins, Landry-17/Thompson-10	Scola-23/Scola-10	13,414
23	12/15	91-94	-3	@New Orleans	L	5-18	Evans-22/Cousins-7	Paul-22/Okafor, West-9	13,325
24	12/17	87-102	-15	@Okla. City	L	5-19	Evans-22/Cousins-16	Durant-24/Ibaka-10	18,203
25	12/19	93-102	-9	Houston	L	5-20	Cousins-19/Cousins-8	Martin-22/Hayes-11	13,599
26	12/21	109-117*	-8	Golden State	L	5-21	Udrih-34/Cousins-13	Ellis-36/Lee-12	13,740
27	12/23	79-84	-5	Milwaukee	L	5-22	Udrih-17/Dalembert, Landry-12	Boykins-19/Bogut-13	12,360
28	12/27	99-100	-1	L.A. Clippers	L	5-23	Evans-32/Dalembert, Cousins-8	Gordon-31/Griffin-14	14,590
29	12/29	100-98	+2	Memphis	W	6-23	Udrih-24/Cousins-16	Randolph-35/Randolph-17	12,636
30	1/1	86-104	-18	@Denver	L	6-24	Thompson-17/Cousins-8	Billups-22/Nene-14	17,466
31	1/2	94-89	+5	Phoenix	W	7-24	Cousins-28/Landry-12	Nash-20/Hill, Gortat-6	12,500
32	1/4	102-108	-6	Atlanta	L	7-25	Evans-29/Casspi-11	Ja. Crawford-31/Smith-11	11,472
33	1/6	122-102	+20	Denver	W	8-25	Evans-27/Casspi, Cousins-6	Anthony-26/Nene-8	13,184
34	1/9	112-118	-6	@Toronto	L	8-26	Udrih-25/Thompson-11	Bargnani-30/Johnson-9	17,206
35	1/11	133-136*	-3	@Washington	L	8-27	Garcia, Udrih-26/Casspi, Cousins-8	Young-43/Blatche-13	16,226
36	1/12	95-119	-24	@Boston	L	8-28	Landry-17/Thompson-9	Pierce-25/Erden-9	18,624
37	1/14	93-83	+10	@New York	W	9-28	Udrih-29/Cousins-10	Stoudemire-25/Stoudemire-13	19,763
38	1/15	106-110	-4	@Detroit	L	9-29	Evans-25/Cousins-8	Prince-21/Monroe-7	18,784
39	1/17	98-100	-2	@Atlanta	L	9-30	Cousins-20/Greene-11	Johnson-36/Smith-10	14,820
40	1/19	90-94*	-4	Portland	L	9-31	Udrih-20/Dalembert-12	Batum-24/Przybilla-11	12,722
41	1/21	112-119*	-7	@Golden State	L	9-32	Evans-35/Thompson-12	Curry-34/Wright-12	18,428
42	1/24	96-81	+15	@Portland	W	10-32	Evans-26/Landry, Cousins-8	Matthews-21/Batum-9	20,488
43	1/25	89-94	-5	Charlotte	L	10-33	Evans,Landry-19/Evans,Casspi,Thompson.-8	Jackson-21/K. Brown-18	13,984
44	1/28	100-95	+5	@L.A. Lakers	W	11-33	Cousins-27/Landry, Cousins-10	Bryant-38/Gasol-11	18,997
45	1/29	102-96	+6	New Orleans	W	12-33	Cousins-25/Cousins-12	West-21/West-7	14,534
46	2/1	90-95	-5	Boston	L	12-34	Evans,Cousins-20/Dalembert,Casspi-7	Allen-22/Perkins-10	16,482
47	2/4	100-113	-13	San Antonio	L	12-35	Evans-25/Cousins-10	Parker-25/Blair-12	15,772
48	2/7	104-107	-3	Utah	L	12-36	Cousins-25/Cousins-14	Jefferson-23/Kirilenko-8	11,509
49	2/9	100-102	-2	Dallas	L	12-37	Dalembert-20/Cousins-15	Terry-22/Kidd-8	12,310
50	2/12	97-99	-2	Okla. City	L	12-38	Evans-30/Cousins-12	Durant-35/Durant, Ibaka-6	14,987
51	2/13	113-108	+5	@Phoenix	W	13-38	Evans-21/Dalembert-15	Nash-22/Gortat-12	17,798
52	2/15	96-126	-30	@Okla. City	L	13-39	Cousins-21/Cousins-13	Cook-20/Ibaka-9	18,087
53	2/16	100-116	-16	@Dallas	L	13-40	Taylor-17/Cousins-12	Kidd-20/Haywood-10	20,420
54	2/22	97-117	-20	@Miami	L	13-41	Dalembert-18/Dalembert-13	James-31/Bosh-9	19,754
55	2/23	111-105	+6	@Orlando	W	14-41	Taylor-21/Dalembert-9	Howard-31/Howard-17	19,146
56	2/25	98-110	-12	@Charlotte	L	14-42	Dalembert-18/Thompson-13	Jackson-30/Brown-13	15,782
57	2/26	92-120	-28	@Memphis	L	14-43	Udrih-24/Casspi, Dalembert-8	Randolph-23/Randolph-12	16,028
58	2/28	105-99	+6	L.A. Clippers	W	15-43	Thornton-29/Dalembert-10	Griffin-27/Griffin-12	17,317
59	3/2	102-107	-5	Portland	L	15-44	Cousins-28/Cousins-11	Matthews-21/Camby-13	12,286
60	3/5	102-109*	-7	@Utah	L	15-45	Thornton-22/Cousins-18	Jefferson-27/Elson-9	19,911
61	3/7	101-123	-22	Houston	L	15-46	Cousins-20/Dalembert-12	Budinger-20/Lowry-7	12,561
62	3/9	102-106	-4	Orlando	L	15-47	Cousins-29/Dalembert-10	Nelson-26/Howard-15	12,728
63	3/11	103-108	-5	@San Antonio	L	15-48	Taylor, Casspi-16/Cousins-11	Parker-27/Duncan-10	18,712
64	3/12	103-115	-12	@New Orleans	L	15-49	Thornton-25/Cousins-11	Paul-33/West-9	15,530
65	3/14	129-119	+10	Golden State	W	16-49	Thornton-42/Dalembert-16	Thornton-23/Lee,Radmanovic-4	14,243
66	3/16	93-97	-4	Cleveland	L	16-50	Thornton-23/Cousins-16	Sessions-20/Hickson,Harangody-8	13,477
67	3/18	80-102	-22	Philadelphia	L	16-51	Cousins-19/Dalembert-13	Holiday-15/Young-10	15,373
68	3/20	127-95	+32	@Minnesota	W	17-51	Dalembert-26/Dalembert-17	Ridnour-22/Milicic-6	18,993
69	3/21	92-132	-40	@Chicago	L	17-52	Thornton-25/Cousins-8	Korver, Rose-18/Noah-9	21,873
70	3/23	97-90	+7	@Milwaukee	W	18-52	Thornton-27/Dalembert-12	Delfino-30/Bogut-9	14,122
71	3/25	110-93	+17	@Indiana	W	19-52	Cousins-18/Cousins-14	Granger-20/Hansbrough,Rush,George-8	13,813
72	3/27	114-111*	+3	@Philadelphia	W	20-52	Thornton-32/Dalembert-19	Holiday-28/Hawes-15	16,235
73	3/29	116-113	+3	Phoenix	W	21-52	Thornton-24/Thornton-11	Dudley, Frye-21/Gortat-11	13,774
74	3/30	90-104	-14	@Denver	L	21-53	Thornton-27/Dalembert, Thompson-6	Lawson-20/Nene-15	17,955
75	4/1	90-99	-9	Denver	L	21-54	Garcia-17/Dalembert-12	Felton-17/Nene-12	15,871
76	4/3	106-97	+9	Utah	W	22-54	Evans-24/Cousins-9	Millsap-21/Jefferson-9	17,215
77	4/5	104-101	+3	@Houston	W	23-54	Dalembert, Thornton.-21/Dalembert,Cousins-15	Martin-30/Hayes, Scola-10	15,523
78	4/6	92-124	-32	@San Antonio	L	23-55	Evans-16/Cousins-11	Ginobili-25/Duncan-8	18,590
79	4/8	96-101	-5	@Memphis	L	23-56	Thornton-18/Dalembert-16	Randolph-27/Randolph-15	16,517
80	4/10	104-103	+1	@Golden State	W	24-56	Thornton-21/Dalembert-14	Curry-27/Lee-14	19,596
81	4/11	112-120	-8	Oklahoma City	L	24-57	Cousins-30/Dalembert,Cousins,Thornton-9	Durant-32/Durant, Ibaka-8	15,683
82	4/13	108-116*	-8	L.A. Lakers	L	24-58	Thornton-33/Dalembert-18	Bryant-36/Gasol-13	17,641

* = OT

BACK TO TABLE OF CONTENTS

Front row — from left to right, Head Coach Keith Smart, Francisco Garcia, John Salmons, DeMarcus Cousins, Chuck Hayes, Jason Thompson, Donté Greene, President Geoff Petrie. **Middle row — from left to right,** Assistant Coach Alex English, Assistant Coach Bobby Jackson, Assistant Coach Jim Eyen, Director of Player Personnel Jerry Reynolds, Terrence Williams, Jimmer Fredette, Isaiah Thomas, Marcus Thornton, Tyreke Evans, Video Coordinator Joe Cook, Assistant Vice President Mike Petrie, Advance Scout Scott Wissell, Special Consultant Clifford Ray, Vice President of Basketball Operations and General Manager Wayne Cooper. **Back row –– from left to right,** Equipment Manager Dwayne Wilson, Strength & Conditioning Coach Daniel Shapiro, Tyler Honeycutt, Hassan Whiteside, Travis Outlaw, Director of Sports Medicine Pete Youngman, Head Athletic Trainer Manny Romero.

FINAL STATISTICS

PLAYER	G.	MIN.	FGM	FGA	PCT.	FTM	FTA	PCT.	OFF.	DEF.	TOT.	AST.	PF	DQ	STL.	TO	BLK.	PTS.	AVG.
Thornton	51	1780	352	803	.438	141	163	.865	84	104	188	98	111	3	71	84	12	952	18.7
Cousins	64	1950	448	999	.448	262	373	.702	265	438	703	102	257	7	93	170	75	1160	18.1
Evans	63	2162	408	900	.453	201	258	.779	64	225	289	283	136	0	84	171	29	1037	16.5
Thomas	65	1656	256	571	.448	154	185	.832	48	120	168	266	121	0	53	105	8	749	11.5
Thompson	64	1657	237	443	.535	109	181	.602	166	277	443	79	149	1	43	68	44	583	9.1
Fredette	61	1135	172	446	.386	40	48	.833	17	56	73	108	73	0	30	67	3	462	7.6
Salmons	46	1250	141	345	.409	29	45	.644	20	114	134	93	77	0	37	45	7	344	7.5
Williams (TOT)	30	550	85	198	.429	27	46	.587	13	89	102	65	35	0	20	43	7	213	7.1
Williams (SAC)	18	369	65	141	.461	21	34	.618	11	63	74	55	19	0	16	33	6	159	8.8
Greene	53	777	108	266	.406	44	55	.800	19	114	133	34	67	0	18	32	29	285	5.4
Garcia	49	798	86	229	.376	24	30	.800	11	88	99	31	73	0	36	22	37	234	4.8
Hickson*	35	644	64	173	.370	37	58	.638	67	110	177	22	44	0	18	39	17	165	4.7
Outlaw	39	500	60	175	.343	31	46	.674	19	42	61	16	34	0	19	20	21	167	4.3
Hayes	54	1039	73	170	.429	26	39	.667	72	162	234	77	111	1	36	50	17	172	3.2
Whiteside	18	109	12	27	.444	5	12	.417	16	23	39	0	12	0	3	5	15	29	1.6
Honeycutt	15	88	8	24	.333	3	5	.600	3	11	14	7	3	0	4	2	3	20	1.3
KINGS	66	15915	2490	5712	.436	1127	1532	.736	882	1947	2829	1271	1287	12	561	952	323	6518	98.8
OPPONENTS	66	15915	2668	5609	.476	1118	1468	.762	815	2154	2969	1571	1313	8	518	1014	423	6893	104.4

3-Pt. FG: Sacramento Kings 411-1301 (.316); Thomas 83-219 (.379); Fredette 78-216 (.361); Thornton 107-310 (.345); Honeycutt 1-3 (.333); Williams 8-27 (.296), 16-46 (.348) TOT; Salmons 33-112 (.295); Garcia 38-131 (.290); Outlaw 16-60 (.267); Greene 25-105 (.238); Evans 20-99 (.202); Cousins 2-14 (.143); Thompson 0-2; Hayes 0-2; Hickson 0-1. Opponents 439-1236 (.355)
* Did not finish season with team

TEAM NOTES

- Kings finished fourth in the Pacific Division, compiling a 22-44 regular season record. Keith Smart was named head coach on January 5, 2012, replacing Paul Westphal after the first seven games of the lockout-shortened season. Sacramento posted a 16-17 home record, surpassing the 11-win home total in 2010-11.
- The Kings ranked second in the NBA in offensive rebounding (13.4 orpg), fifth in steals (8.50 spg), sixth in scoring (98.8 ppg), and 10th in rebounding (42.9 rpg). It marked the third straight season in which the Kings finished in the top 3 in offensive rebounding and top 10 in rebounding.
- Rookie Isaiah Thomas was named to the 2011-12 NBA All-Rookie Second Team. Thomas was named back-to-back Western Conference Rookie of the Month in February and March, becoming only the fourth Kings rookie in the Sacramento era to win the award.
- Marcus Thornton led the Kings in scoring (18.7 ppg), three-pointers made (107) and attempted (310), and free throw percentage (.865).
- DeMarcus Cousins ranked first in the NBA in offensive rebounding (4.1 orpg and 265 total offensive rebounds) and charges taken (47). His 11.0 rpg was tied with Kris Humphries for fourth in the NBA. Cousins recorded a team-high 36 double-doubles, sixth highest in the league.

G	DATE	SCORE	+/-	OPPONENT	W/L	REC	KINGS HI. SCORER/REBOUNDER	OPP. HI. SCORER/REBOUNDER	ATT
1	12/26	100-91	+9	L.A. Lakers	W	1-0	Thornton-27/Cousins-11	Bryant-29/Gasol-9	17,317
2	12/27	79-101	-22	@ Portland	L	1-1	Cousins-16/Hayes,Cousins-11	Wallace-25/Camby-9	20,350
3	12/29	98-108	-10	Chicago	L	1-2	Thornton-20/Cousins-12	Rose-19/Boozer-15	17,317
4	12/31	92-114	-22	New York	L	1-3	Thornton-14/Hayes-13	Anthony-23/Harrelson-12	16,175
5	1/1	96-80	+16	New Orleans	W	2-3	Evans-27/Hayes-10	Ariza-17/Kaman-15	13,628
6	1/3	96-113	-17	@ Memphis	L	2-4	Fredette-17/Hickson-10	Gay-23/Gasol-15	12,391
7	1/4	83-110	-27	@ Denver	L	2-5	Cousins-26/Evans,Hayes,Thompson-5	Harrington-15/Koufos-11	14,562
8	1/5	103-100	+3	Milwaukee	W	3-5	Thornton-27/Cousins-15	Jennings-31/Gooden-9	11,813
9	1/8	97-104	-7	Orlando	L	3-6	Evans-28/Hickson-11	J.Richardson-22/Anderson-11	14,150
10	1/10	85-112	-27	@ Philadelphia	L	3-7	Cousins-17/Cousins-10	Brand-21/Brand,Turner-10	10,255
11	1/11	98-91	+7	@ Toronto	W	4-7	Evans-29/Cousins-19	Barbosa-24/Bargnani-10	14,323
12	1/13	89-103	-14	@ Houston	L	4-8	Evans-27/Greene-8	Lowry-25/Dalembert-16	12,870
13	1/14	60-99	-39	@ Dallas	L	4-9	Thornton-14/Cousins-10	Terry-21/Marion-8	20,313
14	1/16	86-99	-13	@ Minnesota	L	4-10	Garcia,Thmpsn,Thornton-12/Evans-8	Love-33/Love-11	16,159
15	1/18	92-88	+4	Indiana	W	5-10	Thornton-17/Cousins-19	Collison,Granger-16/George-9	14,170
16	1/20	88-86	+2	@ San Antonio	W	6-10	Evans-23/Cousins-13	Parker-24/Duncan-10	18,581
17	1/21	95-128	-33	@ Memphis	L	6-11	Greene-21/Cousins-11	Gay-23/Speights-15	16,562
18	1/23	89-101	-12	@ Portland	L	6-12	Cousins-18/Cousins-13	Crawford-26/Aldridge-16	20,363
19	1/25	93-122	-29	Denver	L	6-13	Fredette-19/Cousins-15	Gallinari-23/Miller-10	12,097
20	1/28	93-96	-3	@ Utah	L	6-14	Evans-31/Cousins-9	Hayward-21/Millsap-14	19,911
21	1/31	90-93	-3	@ Golden State	L	6-15	Evans-22/Cousins-14	Rush-20/Rush-6	17,753
22	2/2	95-92	+3	Portland	W	7-15	Thornton-20/Thompson-12	Aldridge-28/Aldridge-14	11,740
23	2/4	114-106*	+8	Golden State	W	8-15	Thornton-28/Cousins-20	D.Wright-24/Biedrins,Lee,McGuire-5	16,411
24	2/6	100-92	+8	@ New Orleans	W	9-15	Cousins-28/Cousins-19	Vasquez-20/Kaman-12	13,222
25	2/7	84-86	-2	@ Minnesota	L	9-16	Thornton-22/Cousins,Hickson-11	Pekovic-23/Beasley-14	14,073
26	2/9	106-101	+5	Oklahoma City	W	10-16	Evans-22/Thompson-10	Westbrook-33/Ibaka-9	17,317
27	2/11	84-98	-14	Phoenix	L	10-17	Cousins-26/Cousins-9	Dudley-20/Dudley-10	16,964
28	2/14	115-121	-6	@ Chicago	L	10-18	Cousins-28/Cousins-17	Deng-23/Noah-11	21,936
29	2/15	85-100	-15	@ New York	L	10-19	Evans-19/Hickson-6	Fields-15/Fields-10	19,763
30	2/17	108-114	-6	@ Detroit	L	10-20	Cousins-26/Cousins-15	Stuckey-36/Prince-10	14,686
31	2/19	92-93	-1	@ Cleveland	L	10-21	Thomas-23/Thornton-10	Irving-23/Casspi,Thompson-12	16,812
32	2/21	108-120	-12	@ Miami	L	10-22	Thomas-24/Thompson-10	Wade-30/Bosh-10	20,068
33	2/22	115-107	+8	@ Washington	W	11-22	Evans,Thornton-22/Cousins-16	Crawford-32/McGee-10	17,085
34	2/28	103-96	+7	Utah	W	12-22	Cousins-22/Cousins-18	Harris-18/Favors-11	13,896
35	3/1	100-108	-8	L.A. Clippers	L	12-23	Cousins-23/Cousins-10	Paul-22/Griffin-9	15,512
36	3/2	107-115	-8	@ L.A Lakers	L	12-24	Garcia-18/Cousins-13	Bryant-38/Bynum-15	18,997
37	3/4	88-96	-8	@ Phoenix	L	12-25	Thornton-21/Cousins-14	Nash-19/Gortat-17	15,026
38	3/5	116-119*	-3	@ Denver	L	12-26	Evans,Thornton-27/Thompson-8	Afflalo-32/Faried-12	14,823
39	3/7	99-98	+1	New Orleans	W	13-26	Thornton-25/Thompson-8	Jack-25/Kaman-11	13,487
40	3/9	110-97	+13	Dallas	W	14-26	Evans,Thornton-17/Evans-9	Terry-23/Nowitzki-9	16,857
41	3/11	99-106	-7	Atlanta	L	14-27	Cousins-28/Cousins-12	Smith-28/Pachulia-13	13,976
42	3/13	89-115	-16	Golden State	L	14-28	Cousins-19/Cousins-12	Lee,Robinson,Rush-17/Wright-10	12,011
43	3/14	112-124	-12	Detroit	L	14-29	Evans-23/Thompson-15	Stuckey-35/Monroe-11	12,173
44	3/16	120-95	+25	Boston	W	15-29	Thornton-36/Thompson-15	Allen-26/Garnett-9	17,317
45	3/18	115-99	+16	Minnesota	W	16-29	Thornton-24/Thompson-10	Love-21/Love-11	15,616
46	3/20	119-110	+9	Memphis	W	17-29	Thornton-31/Thompson-13	Gay-23/Gasol-10	11,105
47	3/22	102-103	-1	Utah	L	17-30	Evans-25/Cousins-18	Jefferson-26/Favors-10	11,646
48	3/24	108-111	-3	@ Golden State	L	17-31	Cousins-28/Cousins-18	Thompson-31/Lee-14	19,596
49	3/26	106-113*	-7	@ Houston	L	17-32	Cousins-38/Cousins-14	Patterson-24/Scola-14	13,572
50	3/28	112-117	-5	San Antonio	L	17-33	Thomas-28/Cousins-11	Ginobili-20/Leonard-9	13,119
51	3/30	104-103	+1	@ Utah	W	18-33	Cousins-27/Cousins-14	Jefferson-27/Jefferson-16	19,911
52	3/31	99-111	-12	New Jersey	L	18-34	Evans-23/Thompson-10	Morrow-24/Humphries-12	14,370
53	4/2	116-108	+8	Minnesota	W	19-34	Evans-24/Williams-12	Love-23/Love-7	12,279
54	4/3	100-109	-9	Phoenix	L	19-35	Cousins-41/Cousins-12	Gortat-20/Gortat-10	12,462
55	4/5	85-93	-8	L.A. Clippers	L	19-36	Thomas-17/Thompson-16	Foye-20/Griffin-9	14,411
56	4/7	94-109	-15	@ L.A. Clippers	L	19-37	Cousins-15/Cousins-20	Griffin-27/Griffin-14	19,060
57	4/8	87-104	-17	Houston	L	19-38	Williams-21/Whiteside-10	Lee-25/Patterson,Dalembert-10	13,299
58	4/10	100-110	-10	@ Dallas	L	19-39	Cousins-25/Cousins-18	Beaubois,Nowitzki-15/Marion-14	20,241
59	4/11	96-105	-9	@ New Orelans	L	19-40	Thornton-25/Thompson-7	Smith-22/Kaman-10	16,906
60	4/13	89-115	-26	@ Oklahoma City	L	19-41	Thomas-21/Cousins-12	Durant-29/Perkins-11	18,203
61	4/15	104-103	+1	Portland	W	20-41	Cousins-23/Cousins,Hayes-7	Matthews-31/Hickson-13	16,012
62	4/18	102-127	-25	San Antonio	L	20-42	Thomas-21/Cousins-9	Neal,Splitter-17/Splitter-7	16,954
63	4/20	92-103	-11	Oklahoma City	L	20-43	Cousins-18/Cousins-9	Durant-29/Durant-14	16,882
64	4/22	114-88	+26	@ Charlotte	W	21-43	Cousins-29/Thompson-11	Brown,Mullens,Walker-13/Mullens-8	11,317
65	4/24	110-118	-8	@ Oklahoma City	L	21-44	Cousins-32/Cousins,Outlaw-7	Durant-32/Durant-9	18,203
66	4/26	113-96	+17	L.A. Lakers	W	22-44	Cousins-23/Cousins-19	McRoberts-16/McRoberts-9	16,281

* = OT

BACK TO TABLE OF CONTENTS



Front row — from left to right, Head Coach Keith Smart, John Salmons, Marcus Thornton, DeMarcus Cousins, Chuck Hayes, Jason Thompson, Patrick Patterson, President of Basketball Operations Geoff Petrie. **Middle row — from left to right,** Assistant Coach Alex English, Director of Player Development Fat Lever, Assistant Coach Bobby Jackson, Assistant Coach Jim Eyen, Director of Player Personnel Jerry Reynolds, Toney Douglas, Jimmer Fredette, Isaiah Thomas, Tyreke Evans, Advance Scout Scott Wissell, Special Assistant Ross McMains, Assistant Coach Clifford Ray, Vice President and General Manager of Basketball Operations Wayne Cooper. **Back row — from left to right,** Equipment Manager Dwayne Wilson, Strength & Conditioning Coach Daniel Shapiro, James Johnson, Cole Aldrich, Travis Outlaw, Director of Sports Medicine Pete Youngman, Assistant Equipment Manager Miguel Lopez, Head Athletic Trainer Manny Romero.

FINAL STATISTICS

PLAYER	G	GS	MIN	FG	FGA	PCT	3FG	3FGA	3PCT	FT	FTA	PCT	OFF	DEF	TOT	AST	PF	DQ	STL	TO	BLK	PTS	AVG
Cousins	75	74	2289	482	1036	.465	4	22	.182	312	423	.738	222	524	746	199	269	4	108	225	55	1280	17.1
Evans	65	61	2016	366	765	.478	45	133	.338	210	271	.775	56	231	287	229	133	0	90	128	27	987	15.2
Thomas	79	62	2122	366	832	.440	115	321	.358	253	287	.882	29	132	161	316	167	0	67	140	3	1100	13.9
Thornton	72	8	1726	332	774	.429	141	379	.372	111	126	.881	50	131	181	91	105	0	61	68	4	916	12.7
Thompson	82	81	2285	374	745	.502	0	3	.000	143	206	.694	172	377	549	84	227	1	48	101	61	891	10.9
Patterson (TOT)	71	41	1775	319	623	.512	51	132	.386	48	63	.762	113	224	337	81	138	0	31	61	40	737	10.4
Patterson (SAC)	24	3	556	83	168	.494	16	36	.444	11	14	.786	40	76	116	30	48	0	13	19	13	193	8.0
Salmons	76	72	2278	244	612	.399	99	267	.371	85	110	.773	33	174	207	226	143	1	51	85	25	672	8.8
Brooks	46	20	959	139	303	.459	48	127	.378	40	52	.769	12	66	78	108	89	2	29	63	7	366	8.0
Douglas (TOT)	71	0	1288	188	466	.403	82	216	.380	76	84	.905	34	104	138	151	145	0	71	81	3	534	7.5
Douglas (SAC)	22	0	376	49	114	.430	21	54	.389	16	16	1.000	11	37	48	58	42	0	31	25	1	135	6.1
Fredette	69	0	967	172	409	.421	65	156	.417	85	99	.859	19	52	71	92	64	0	31	68	3	494	7.2
Outlaw	38	2	444	74	177	.418	14	50	.280	38	52	.731	17	44	61	21	35	0	11	19	8	200	5.3
Garcia	40	15	710	77	205	.376	40	109	.367	12	14	.857	7	61	68	43	66	0	32	20	31	206	5.2
Johnson	54	11	878	117	283	.413	2	21	.095	40	67	.597	49	96	145	58	99	0	41	68	50	276	5.1
Robinson	51	0	809	103	243	.424	0	0	---	41	71	.577	92	146	238	36	95	0	25	65	21	247	4.8
Hayes	74	1	1209	84	190	.442	0	1	.000	30	48	.625	113	186	299	112	114	0	31	44	18	198	2.7
Aldrich (TOT)	45	0	388	44	80	.550	0	0	---	12	20	.600	30	90	120	9	60	0	5	23	23	100	2.2
Aldrich (SAC)	15	0	175	21	37	.568	0	0	---	8	11	.727	18	45	63	3	19	0	2	9	14	50	3.3
Honeycutt	9	0	32	3	11	.273	0	2	.000	2	2	1.000	3	7	10	2	2	0	0	5	1	8	0.9
KINGS	82	-	19830	3086	6904	.447	610	1681	.363	1437	1869	.769	943	2385	3328	1708	1717	8	671	1199	342	8219	100.2
OPPONENTS	82	-	19830	3222	6831	.472	625	1762	.355	1550	1980	.783	973	2601	3574	2058	1636	6	624	1208	517	8619	105.1

TEAM NOTES

- The Kings finished fourth in the Pacific Division, compiling a 28-54 regular season record. Sacramento posted a 20-21 home record. Sacramento posted a 15-2 record when shooting 50 percent or better from the field.
- The Kings ranked 10th in the NBA in scoring (100.2 ppg), 11th in free throw percentage (.769) and 12th in three-point field goal percentage (.363).
- DeMarcus Cousins, in his third NBA season, led the Kings in scoring (17.1 ppg), rebounding (9.9 rpg, 9th in the NBA), and steals (1.44 spg). Among centers, Cousins ranked second in steals, tied for fourth in scoring, 10th in rebounding, sixth in assists (2.7 apg) and second n free throws made per game (4.2). Cousins recorded his first career triple-double with 12 points, 10 rebounds, and a career-high 10 assists in a win against New York (12/28/12).
- Sacramento traded rookie forward Thomas Robinson (selected fifth overall in the 2012 NBA Draft), guard Francisco Garcia and Tyler Honeycutt to Houston in excahgne for forward Patrick Patterson, guard Toney Douglas, center Cole Aldrich and cash considerations on February 20, 2013.
- On May 31, 2013, the sale of the Sacramento Kings to an ownership group led by Vivek Ranadivé was completed. The Maloof family had owned the Kings for previous 13 seasons (1999-00 - 2012-13).

G	DATE	SCORE	+/-	OPPONENT	W/L	REC	KINGS HI. SCORER/REBOUNDER	OPP. HI. SCORER/REBOUNDER	ATT
1	10/31	87-93	-6	@Chicago	L	0-1	Evans-21/Evans,Thompson-8	Noah-23/Deng-12	21,313
2	11/2	80-92	-12	@Minnesota	L	0-2	Thomas-20/Hayes-11	Barea-21/Cunningham-9	19,356
3	11/3	98-106**	-8	@Indiana	L	0-3	Thornton-26/Cousins-13	Hill,West-18/West-18	18,165
4	11/5	94-92	+2	Golden State	W	1-3	Cousins-23/Cousins-15	Thompson-22/Thompson-7	17,317
5	11/7	105-103	+2	Detroit	W	2-3	Cousins-21/Cousins-11	Knight,Monroe-21/Monroe-12	10,185
6	11/9	86-97	-11	San Antonio	L	2-4	Thornton,Thompson-17/Cousins-9	Duncan-23/Duncan-12	13,505
7	11/11	90-103	-13	@L.A. Lakers	L	2-5	Fredette-18/Thompson-10	Howard-23/Howard-18	18,997
8	11/13	86-103	-17	Portland	L	2-6	Johnson-16/Thompson-11	Lillard-22/Hickson-13	10,153
9	11/16	96-112	-16	@Atlanta	L	2-7	Thompson-19/Cousins-16	Korver-22/Horford-10	11,814
10	11/18	90-99	-9	Brooklyn	L	2-8	Cousins-29/Thompson-8	Blatche-22/Humphries-10	11,965
11	11/21	113-97	+16	L.A. Lakers	W	3-8	Thornton-23/Thompson-10	Bryant-38/Gasol,Howard-9	15,249
12	11/23	102-104	-2	@Utah	L	3-9	Evans-19/Cousins-7	Hayward-23/Favors-14	18,000
13	11/24	108-97	+11	Utah	W	4-9	Evans-27/Cousins,Thompson-9	Foye-17/Millsap-8	12,239
14	11/27	89-97	-8	Minnesota	L	4-10	Cousins,Evans-20/Evans-7	Love-23/Love-24	10,741
15	11/30	92-97	-5	Indiana	L	4-11	Cousins-19/Cousins-16	West-31/West-11	12,544
16	12/1	81-116	-35	@L.A. Clippers	L	4-12	Thornton-20/Thompson-12	Crawford-17/Griffin-9	19,060
17	12/5	107-100	+7	Toronto	W	5-12	Cousins-25/Cousins-13	Lowry-34/Davis-11	12,476
18	12/7	91-82	+9	Orlando	W	6-12	Cousins,Thomas-17/Cousins-14	Davis-20/Davis-11	16,305
19	12/8	99-80	+19	@Portland	W	7-12	Cousins,Salmons-19/Cousins-12	Aldridge-17/Hickson-15	19,454
20	12/10	96-119	-23	@Dallas	L	7-13	Cousins,Garcia-25/Thompson-12	Mayo-19/Mayo-7	19,737
21	12/12	85-98	-13	@Milwaukee	L	7-14	Evans-17/Thompson-15	Jennings-19/Ilyasova-14	11,491
22	12/14	103-113	-10	@Okla. City	L	7-15	Thomas-26/Cousins-7	Durant-31/Ibaka-11	18,203
23	12/16	97-122	-25	Denver	L	7-16	Thomas-20/Cousins-11	McGee-19/Faried,Iguodala-8	13,327
24	12/17	90-101	-11	@Phoenix	L	7-17	Fredette-22/Cousins-10	Brown-22/Gortat-13	13,068
25	12/19	131-127	+4	Golden State	W	8-17	Cousins-24/Thompson-15	Curry-32/Lee-8	12,885
26	12/21	85-97	-12	@L.A. Clippers	L	8-18	Fredette-16/Thompson-8	Paul-24/Griffin-13	19,060
27	12/23	108-96	+12	Portland	W	9-18	Thornton-22/Salmons-7	Aldridge-22/Aldridge,Hickson-11	13,244
28	12/26	91-109	-18	@Portland	L	9-19	Salmons-19/Hayes-9	Aldridge-28/Hickson-14	20,545
29	12/28	106-105	+1	New York	W	10-19	Thornton-18/Cousins-10	J.Smith-28/Chandler-18	16,407
30	12/30	118-96	+22	Boston	W	11-19	Thomas-27/Cousins-10	Pierce,Terry-20/Garnett-12	15,305
31	1/1	97-103	-6	@Detroit	L	11-20	Cousins-21/Cousins-14	Knight-20/Drummond,Monroe-11	12,175
32	1/2	97-94	+3	@Cleveland	W	12-20	Thompson-19/Cousins-16	Irving-22/Thompson-13	12,331
33	1/4	105-96	+9	@Toronto	W	13-20	Cousins-31/Cousins-20	Lowry-24/Davis-13	17,824
34	1/5	93-113	-20	@Brooklyn	L	13-21	Cousins-28/Cousins-11	Lopez-18/Evans-12	17,732
35	1/7	81-113	-32	Memphis	L	13-22	Salmons-17/Robinson-12	Ellington-26/Randolph-7	11,531
36	1/10	112-117*	-5	Dallas	L	13-23	Cousins-29/Robinson-10	Mayo-24/Marion,Mayo-10	14,011
37	1/12	99-128	-29	Miami	L	13-24	Thomas-34/Robinson-10	Chalmers-34/Anthony-7	14,367
38	1/14	124-118	+6	Cleveland	W	14-24	Cousins-26/Cousins-14	Waiters-33/Thompson-15	12,194
39	1/16	95-94	+1	Washington	W	15-24	Cousins,Evans,Salmons-21/Cousins-16	Beal-26/Nene,Webster-9	11,611
40	1/18	69-85	-16	@Memphis	L	15-25	Cousins-22/Cousins-12	Conley-19/Gasol-10	15,910
41	1/19	97-93	+4	@Charlotte	W	16-25	Thornton-18/Cousins-10	Sessions-16/Haywood-7	17,012
42	1/21	105-114	-9	@New Orleans	L	16-26	Cousins-29/Cousins-13	Anderson-27/Aminu-11	10,880
43	1/23	96-106	-10	Phoenix	L	16-27	Evans-16/Cousins-15	Scola-21/Scola-7	12,741
44	1/25	95-105	-10	Oklahoma City	L	16-28	Evans-16/Cousins,Salmons-8	Durant,Martin-24/Durant-11	15,022
45	1/26	93-121	-28	@Denver	L	16-29	Brooks-16/Robinson-10	Lawson-26/Faried,Miller-9	17,651
46	1/28	96-94	+2	@Washington	W	17-29	Thomas-22/Evans,Hayes,Thompson-5	Okafor-23/Okafor-15	13,422
47	1/30	81-99	18	@Boston	L	17-30	Evans-19/Evans-11	Pierce-16/Pierce-10	18,624
48	2/1	80-89	-9	@Philadelphia	L	17-31	Evans-29/Cousins-12	T. Young-23/Young-15	17,927
49	2/2	81-120	-39	@New York	L	17-32	Cousins-25/Cousins-9	J. Smith-25/Chandler-20	19,033
50	2/4	91-98*	-7	@Utah	L	17-33	Thompson-23/Thompson-10	Foye-20/Jefferson-12	17,742
51	2/9	120-109	+11	Utah	W	18-33	Thomas-25/Cousins-11	Burks-26/Favors,Millsap-8	16,193
52	2/10	117-111	+6	Houston	W	19-33	Salmons,Thomas-23/Hayes-12	Harden-30/Asik-12	15,526
53	2/12	101-108	-7	@Memphis	L	19-34	Cousins-23/Cousins,Evans-7	Gasol-24/Gasol-12	14,722
54	2/13	100-123	-23	@Dallas	L	19-35	Evans-23/Cousins-13	Carter-26/Marion-9	19,892
55	2/19	102-108	-6	San Antonio	L	19-36	Thomas-22/Thompson-8	Parker-30/Duncan-14	14,940
56	2/22	108-122	-14	@Atlanta	L	19-37	Thomas-30/Cousins-13	Horford-24/Horford-8	15,031
57	2/24	95-110	-15	@New Orleans	L	19-38	Salmons-18/Cousins-10	Davis-20/Anderson-9	12,788
58	2/26	129-141**	-12	@Miami	L	19-39	Thornton-36/Cousins-15	James-40/Bosh,James,Wade-8	19,734
59	2/27	125-101	+24	@Orlando	W	20-39	Salmons-21/Thornton-8	Harris-23/Afflalo-7	16,722
60	3/1	102-130	-28	@San Antonio	L	20-40	Thornton-25/Cousins-7	Blair-16/Splitter-11	18,581
61	3/3	119-83	+36	Charlotte	W	21-40	Salmons-22/Thompson-14	Henderson,Mullens-12/Kidd-Gilchrist,McRoberts-6	14,555
62	3/5	113-120	-7	Denver	L	21-41	Thornton-32/Cousins-13	Lawson-24/Faried-12	11,923
63	3/6	83-87	-4	@Golden State	L	21-42	Thompson-17/Patterson,Thompson-8	Thompson-20/Lee-10	19,596
64	3/8	121-112	+9	Phoenix	W	22-42	Thomas-27/Cousins-14	Beasley-24/Scola-9	13,501
65	3/10	113-115	-2	Milwaukee	L	22-43	Cousins-24/Cousins-10	Ellis-29/Dalembert-11	14,761
66	3/13	121-79	+42	Chicago	W	23-43	Evans-26/Patterson-9	Boozer-21/Noah-9	14,426
67	3/17	102-113	-11	@L.A. Lakers	L	23-44	Thomas-26/Hayes,Thompson-7	Jamison-27/Howard-17	18,997
68	3/19	116-101	+15	L.A. Clippers	W	24-44	Thornton-25/Cousins-11	Griffin-26/Jordan-9	13,563
69	3/21	101-98	+3	Minnesota	W	25-44	Thomas-24/Cousins-14	Pekovic-18/Pekovic-12	12,176
70	3/23	95-101	-6	@Denver	L	25-45	Cousins-24/Cousins-15	Gallinari-19/Faried,Koufos-9	19,155
71	3/24	103-117	-14	Philadelphia	L	25-46	Thomas-25/Cousins-9	Wright-22/Hawes,Holiday-10	14,647
72	3/27	105-98	+7	@Golden State	W	26-46	Thomas-31/Patterson,Thompson-9	Lee-20/Lee-10	19,596
73	3/28	117-103	+14	@Phoenix	W	27-46	Cousins-34/Cousins-14	Scola-25/Beasley-8	15,086
74	3/30	98-103	-5	L.A. Lakers	L	27-47	Evans-21/Cousins-11	Howard-24/Howard-15	17,317
75	4/3	102-112	-10	Houston	L	27-48	Evans-22/Thompson-15	Parsons-29/Jones-12	12,377
76	4/5	108-117	-9	Dallas	L	27-49	Thomas-29/Thompson-16	Marion-25/Marion-12	13,903
77	4/7	87-89	-2	Memphis	L	27-50	Cousins-22/Cousins,Hayes-9	Conley-25/Gasol-10	15,205
78	4/10	121-110	11	New Orleans	W	28-50	Salmons-22/Thompson-8	Gordon-23/Davis-10	14,275
79	4/12	101-108	-7	@San Antonio	L	28-51	Cousins-19/Cousins-12	Parker-22/Splitter-12	18,581
80	4/14	100-121	-21	@Houston	L	28-52	Outlaw-15/Aldrich-12	Harden-29/Asik-12	18,138
81	4/15	95-104	-9	@Okla. City	L	28-53	Thomas-16/Aldrich-13	Durant-29/Brewer-13	18,203
82	4/17	108-112	-4	L.A. Clippers	L	28-54	Cousins-36/Cousins-22	Paul-25/Jordan-10	17,317

* = OT

BACK TO TABLE OF CONTENTS



Front row — from left to right, Head Coach Michael Malone, Reggie Evans, Jason Thompson, DeMarcus Cousins, Rudy Gay, Quincy Acy, Assistant Coach Chris Jent. **Middle row — from left to right,** Assistant Coach/Assistant Director of Player Development Ryan Bowen, Assistant Coach Corliss Williamson, Assistant Coach/Director of Player Development Dee Brown, Assistant Coach Micah Nori, Ben McLemore, Jared Cunningham, Isaiah Thomas, Ray McCallum, Director of Athletic Performance Chip Schaefer, Director of Sports Medicine Pete Youngman, Head Athletic Trainer Manny Romero. **Back row — from left to right,** Derrick Williams, Aaron Gray, Travis Outlaw. **Not pictured:** Carl Landry.

FINAL STATISTICS

PLAYER	G	GS	MIN	FG	FGA	PCT	3FG	3FGA	3PCT	FT	FTA	PCT	OFF	DEF	TOT	AST	PF	DQ	STL	TO	BLK	PTS	AVG
Cousins	71	71	2298	591	1191	.496	0	7	.000	432	595	.726	218	613	831	207	270	4	109	251	91	1614	22.7
Thomas	72	54	2497	496	1096	.453	127	364	.349	346	407	.850	47	163	210	454	185	0	93	213	8	1465	20.3
Gay (TOT)	73	73	2531	537	1179	.455	65	197	.330	318	387	.822	113	324	437	209	171	2	95	224	56	1457	20.0
Gay (SAC)	55	55	1892	407	844	.482	43	138	.312	250	299	.836	84	220	304	169	124	1	67	165	33	1107	20.1
Vasquez*	18	18	465	65	150	.433	16	50	.320	30	32	.938	5	29	34	95	38	0	6	27	1	176	9.8
McLemore	82	55	2187	255	679	.376	95	297	.320	115	143	.804	53	182	235	82	201	1	45	96	18	720	8.8
Thornton*	46	26	1121	142	373	.381	57	179	.318	42	52	.808	39	85	124	47	74	0	31	38	8	383	8.3
Williams (TOT)	78	15	1820	206	482	.427	26	99	.263	186	259	.718	71	252	323	56	114	0	48	76	20	624	8.0
Williams (SAC)	67	15	1658	187	428	.437	24	84	.286	172	243	.708	68	229	297	55	105	0	44	70	16	570	8.5
Thompson	82	61	2007	251	496	.506	0	0	---	84	145	.579	153	374	527	53	251	5	32	95	56	586	7.1
Patterson*	17	6	415	50	122	.410	9	39	.231	9	16	.563	34	65	99	15	39	0	13	16	3	118	6.9
McCallum	45	10	897	113	300	.377	22	59	.373	32	43	.744	18	61	79	120	69	0	22	39	9	280	6.2
Fredette*	41	0	463	94	198	.475	36	73	.493	17	19	.895	7	38	45	61	28	0	14	44	3	241	5.9
Salmons*	18	8	445	41	117	.350	16	42	.381	7	7	1.000	8	38	46	44	32	0	12	14	8	105	5.8
Outlaw	63	4	1065	130	326	.399	41	117	.350	42	52	.808	36	132	168	48	94	0	20	26	19	343	5.4
Terry (TOT)	35	0	570	55	152	.362	39	103	.379	10	15	.667	4	33	37	56	48	0	13	27	0	159	4.5
Mbah a Moute*	9	5	196	15	32	.469	1	3	.333	9	13	.692	9	18	27	15	18	1	9	4	5	40	4.4
Landry	18	1	233	31	60	.517	0	0	---	14	17	.824	15	42	57	5	34	1	3	9	1	76	4.2
Evans (TOT)	54	20	899	71	150	.473	0	0	---	72	130	.554	115	219	334	21	119	1	37	58	3	214	4.0
Evans (SAC)	24	14	500	48	91	.527	0	0	---	37	65	.569	62	123	185	16	65	1	24	30	1	133	5.5
Acy (TOT)	63	0	848	66	141	.468	4	15	.267	35	53	.660	72	144	216	28	122	1	23	30	26	171	2.7
Acy (SAC)	56	0	786	60	127	.472	2	10	.200	30	45	.667	67	134	201	24	114	1	19	28	23	152	2.7
Johnson (TOT)	45	0	392	36	113	.319	9	47	.191	19	26	.731	9	46	55	20	26	0	6	15	2	100	2.2
Johnson (SAC)	7	0	50	3	17	.176	1	6	.167	2	4	.500	2	2	4	4	3	0	0	1	1	9	1.3
Hayes*	16	1	179	14	32	.438	0	0	---	5	7	.714	20	27	47	6	18	0	11	7	2	33	2.1
Cunningham (TOT)	13	0	80	6	21	.286	1	7	.143	13	16	.813	1	5	6	8	16	0	3	2	0	26	2.0
Cunningham (SAC)	8	0	58	5	19	.263	1	6	.167	13	14	.929	1	4	5	5	13	0	3	0	0	24	3.0
Gray (TOT)	37	6	354	27	61	.443	0	1	.000	11	20	.550	42	69	111	22	64	0	10	31	8	65	1.8
Gray (SAC)	33	6	335	25	58	.431	0	1	.000	10	18	.556	39	64	103	19	57	0	10	27	8	60	1.8
Ndiaye*	14	0	74	3	9	.333	0	0	---	0	1	.000	5	13	18	3	15	0	0	3	4	6	0.4
White*	3	0	9	0	1	.000	0	0	---	0	0	---	0	0	0	0	2	0	0	0	0	0	0.0
KINGS	82	-	19830	3026	6766	.447	491	1475	.333	1698	2237	.759	990	2656	3646	1547	1849	15	587	1249	318	8241	100.5
OPPONENTS	82	-	19830	3103	6734	.461	696	1833	.380	1577	2139	.737	813	2568	3381	1927	1897	23	637	1116	459	8479	103.4

* Did not finish season with the team

TEAM NOTES

- Under first-year Kings Head Coach Michael Malone, the Kings finished fourth in the Pacific Division, compiling a 28-54 regular season record. The Kings were 23-6 when scoring 105 points or more.
- The Kings ranked fifth in offensive rebounding (12.1 orpg) and ninth in rebounding (44.5 rpg) in the NBA.
- Sacramento was the only team in the NBA to have three players averaging 20 or more points per game - Cousins (22.7 ppg), Isaiah Thomas (20.3 ppg) and Rudy Gay (20.0 ppg).
- DeMarcus Cousins, in his fourth NBA season, led the Kings in scoring (22.7 ppg, tied 9th in NBA), rebounding (11.7 rpg, 5th in the NBA), steals (1.54 spg) and blocks (1.28 bpg). With 53 double-doubles, Cousins set a new Sacramento-era single-season record.

G	DATE	SCORE	+/-	OPPONENT	W/L	REC	KINGS HI. SCORER/REBOUNDER	OPP. HI. SCORER/REBOUNDER	ATT
1	10/30	90-88	+2	DENVER	W	1-0	Cousins-30/Cousins-14	Lawson-20/Hickson-9	17,317
2	11/1	101-110	-9	L.A. CLIPPERS	L	1-1	Thomas-29/Cousins-10	Paul-26/Griffin-17	17,317
3	11/2	87-98	-11	@Golden State	L	1-2	McLemore-19/Outlaw-12	Thompson-27/Lee-12	19,596
4	11/5	100-105	-5	ATLANTA	L	1-3	Thomas-26/Patterson-9	Horford-27/Millsap-11	13,506
5	11/8	91-104	-13	@Portland	L	1-4	Cousins-35/Cousins-9	Lillard-22/Lillard-8	17,627
6	11/9	85-96	-11	PORTLAND	L	1-5	Cousins-33/Cousins-12	Aldridge-22/Aldridge-14	15,482
7	11/13	107-86	+21	BROOKLYN	W	2-5	Thornton-24/Thompson-11	Lopez-16/Lopez,Pierce-9	15,122
8	11/15	90-97	-7	DETROIT	L	2-6	Cousins-26/Cousins-13	Smith-21/Drummond-18	17,317
9	11/17	86-97	-11	MEMPHIS	L	2-7	Outlaw-18/Ndiaye,Outlaw-6	Randolph-22/Randolph-10	15,630
10	11/19	107-104	+3	PHOENIX	W	3-7	Cousins-27/Cousins-12	Green-23/Frye-9	14,626
11	11/20	113-106	+7	@Phoenix	W	4-7	Thomas-23/Cousins-12	Dragic-31/Plumlee-7	12,705
12	11/23	102-103	-1	@L.A. Clippers	L	4-8	Cousins-23/Cousins-19	Paul-22/Jordan-12	19,060
13	11/24	86-100	-14	@L.A. Lakers	L	4-9	Vasquez-20/Cousins-8	Henry-21/Hill-13	18,997
14	11/29	98-104*	-6	L.A. CLIPPERS	L	4-10	Cousins-25/Cousins,Patterson-9	Crawford-31/Jordan-15	17,317
15	12/1	113-115	-2	GOLDEN STATE	L	4-11	Cousins-24/Pattersn,Thompson,Williams-7	Curry-36/Lee-12	15,588
16	12/3	95-97	-2	OKLAHOMA CITY	L	4-12	Thomas-24/Patterson,Thompson-10	Durant-27/Durant-11	15,089
17	12/6	100-106	-6	L.A. LAKERS	L	4-13	Cousins,McLemore-20/Cousins-11	Gasol,Meeks-19/Hill-9	17,317
18	12/7	112-102*	+10	@Utah	W	5-13	Cousins-28/McLemore-9	Hayward-22/Burke-10	16,500
19	12/9	112-97	+15	DALLAS	W	6-13	Cousins-32/Cousins-19	Ellis-21/Crowder-7	15,329
20	12/11	101-122	-21	UTAH	L	6-14	Cousins-21/Cousins-11	Jefferson-20/Favors-7	15,198
21	12/13	107-116	-9	@Phoenix	L	6-15	Thomas-29/Cousins-16	Dragic-29/Plumlee,Tucker-9	14,128
22	12/15	106-91	+15	HOUSTON	W	7-15	Gay-26/Cousins-10	Harden-25/Howard-10	15,606
23	12/17	87-95	-8	@Charlotte	L	7-16	Cousins-30/Cousins-17	Walker-24/Biyombo,Jefferson-9	11,339
24	12/18	107-124	-17	@Atlanta	L	7-17	Cousins-28/Cousins,Thompson-7	Korver-28/Horford-10	10,185
25	12/20	103-122	-19	@Miami	L	7-18	Cousins-27/Cousins-8	Bosh-25/Bosh-8	19,600
26	12/21	105-100	+5	@Orlando	W	8-18	Gay,Thomas-23/Cousins-11	Afflalo-26/O'Quinn,Vucevic-9	14,283
27	12/23	100-113	-13	NEW ORLEANS	L	8-19	Cousins-24/Cousins-14	Evans-25/Davis-11	17,317
28	12/27	108-103*	+5	MIAMI	W	9-19	Cousins-27/Cousins-17	James-33/James-8	17,317
29	12/29	104-112	-8	@San Antonio	L	9-20	Cousins-29/Cousins-14	Ginobili-28/Duncan-13	18,581
30	12/31	110-106	-4	@Houston	W	10-20	Gay-25/Cousins-16	Harden-38/Jones-11	18,232
31	1/2	104-113	-9	PHILADELPHIA	L	10-21	Cousins-33/Cousins-14	Young-28/Turner-10	16,259
32	1/4	103-113	-10	CHARLOTTE	L	10-22	Cousins-26/Thompson-14	Walker-30/McRoberts-11	16,410
33	1/7	123-119	+4	PORTLAND	W	11-22	Cousins-35/Cousins-13	Lillard-41/Batum-11	15,518
34	1/10	103-83	+20	ORLANDO	W	12-22	Cousins-24/Cousins-14	Harris-16/Davis-12	15,694
35	1/12	124-80	+44	CLEVELAND	W	13-22	Thomas-26/Thompson-16	Miles-14/Varejao-7	16,072
36	1/14	92-116	-24	@Indiana	L	13-23	Cousins-31/Cousins-13	George-31/West-8	17,530
37	1/15	111-108	+3	@Minnesota	W	14-23	Gay-33/Cousins-11	Love-27/Love-11	12,399
38	1/17	90-91	-1	@Memphis	L	14-24	Cousins-22/Cousins-17	Conley-25/Randolph-9	17,212
39	1/19	93-108	-15	@Oklahoma City	L	14-25	Thomas-38/Cousins-14	Durant-30/Adams,Collison-7	18,203
40	1/21	114-97	+17	@New Orleans	W	15-25	Gay-41/Cousins-11	Evans-17/Davis-6	16,459
41	1/22	98-119	-21	@Houston	L	15-26	Williams-22/Williams-11	Howard-26/Howard-13	16,488
42	1/24	111-116*	-5	INDIANA	L	15-27	Thornton-42/Williams-11	George-36/Hibbert-11	17,317
43	1/26	117-125	-8	DENVER	L	15-28	Thomas-22/Thompson-10	Lawson-27/Faried-11	15,939
44	1/27	99-106	-7	@Utah	L	15-29	Thompson-19/Williams-15	Favors-17/Favors-12	16,663
45	1/29	89-99	-10	MEMPHIS	L	15-30	Thomas-24/Landry-9	Conley-27/Randolph-7	15,195
46	1/31	103-107	-4	@Dallas	L	15-31	Gay-35/Gay-12	Nowitzki-34/Wright-10	19,614
47	2/1	93-95	-2	@San Antonio	L	15-32	Thomas-26/Acy-10	Duncan-23/Duncan-17	18,581
48	2/3	99-70	+29	CHICAGO	W	16-32	Cousins-25/Cousins-16	Butler-17/Boozer-9	15,178
49	2/5	109-101	+8	TORONTO	W	17-32	Cousins-25/Csns,Gay,Thmpsn-10	Lowry-21/Valanciunas-11	17,317
50	2/7	89-99	-10	@Boston	L	17-33	Cousins-31/Cousins-16	Sullinger-31/Sullinger-16	18,624
51	2/9	84-93	-9	@Washington	L	17-34	Thomas-30/Cousins-12	Nene-18/Gortat,Seraphin-8	18,173
52	2/11	99-109	-10	@Cleveland	L	17-35	Cousins-21/Cousins-10	Deng-22/Thompson-13	14,245
53	2/12	106-101*	+5	@New York	W	18-35	Fredette-24/Cousins-14	Anthony-36/Athny,Chandler-11	19,812
54	2/19	92-101	-9	GOLDEN STATE	L	18-36	Thomas-26/Acy-12	Lee-23/Lee-11	17,317
55	2/22	105-98	+7	BOSTON	W	19-36	Gay-22/Cousins,Gay-7	Green-29/Humphries-8	17,317
56	2/23	109-95	+14	@Denver	W	20-36	Thomas-33/Gay-11	Fournier,Foye-27/Faried,Foye,Hickson-6	16,263
57	2/25	103-129	-26	HOUSTON	L	20-37	Gay-25/Evans-8	Harden-43/Howard-11	16,057
58	2/28	122-126	-4	@L.A. Lakers	L	20-38	Gay-32/Williams-12	Farmar-30/Johnson-12	18,997
59	3/1	97-108	-11	MINNESOTA	L	20-39	Gay-24/Cousins-17	Martin-26/Love-10	17,085
60	3/3	96-89	+7	NEW ORLEANS	W	21-39	Cousins-23/Evans-13	Evans-27/Evans-10	16,225
61	3/5	116-102	+14	@Milwaukee	W	22-39	Thomas-25/Thompson-13	Knight-25/Henson-7	11,079
62	3/7	87-99	-12	@Toronto	L	22-40	Cousins-24/Evans-10	Ross-18/Johnson-9	18,188
63	3/9	89-104	-15	@Brooklyn	L	22-41	Cousins-28/Cousins-20	Thornton-27/Anderson, Teletovic, Williams-4	17,732
64	3/11	89-99	-10	@Detroit	L	22-42	Gay-20/Cousins-14	Smith-24/Monroe-12	15,234
65	3/12	115-98	+17	@Philadelphia	W	23-42	Gay-27/Cousins-12	Sims-20/Sims-10	11,109
66	3/15	87-94	-7	@Chicago	L	23-43	Thomas-26/Cousins-14	Noah-23/Noah-11	22,012
67	3/16	102-104	-2	@Minnesota	L	23-44	Thomas-27/Williams-11	Martin-31/Dieng-11	13,171
68	3/18	117-111*	+6	WASHINGTON	W	24-44	Cousins,Gay,Thomas-24/Cousins-14	Beal,Gortat-19/Gortat-14	16,084
69	3/21	79-99	-20	SAN ANTONIO	L	24-45	Thomas-18/Cousins-13	Belinelli-17/Splitter-11	17,317
70	3/23	124-107	+17	MILWAUKEE	W	25-45	Cousins-32/Cousins-12	Mayo-21/Antetokounmpo-6	16,341
71	3/26	99-107	-8	NEW YORK	L	25-46	Cousins-32/Cousins-15	Anthony-36/Chandler-8	15,594
72	3/28	81-94	-13	@Oklahoma City	L	25-47	McLemore-18/Thompson-14	Durant-29/Ibaka-8	18,203
73	3/29	100-103	-3	@Dallas	L	25-48	Gay-30/Evans-18	Nowitzki-19/Nowitzki-7	20,210
74	3/31	102-97	+5	@New Orleans	W	26-48	Cousins-35/Cousins-14	Morrow-23/Davis-8	15,548
75	4/2	107-102	+5	L.A. LAKERS	W	27-48	Gay-31/Thompson-12	Meeks-21/Hill-15	17,317
76	4/4	69-102	-33	@Golden State	L	27-49	Cousins-19/Cousins-11	Thompson-21/Green,Speights-10	19,596
77	4/6	91-93	-2	DALLAS	L	27-50	Gay-32/Cousins-10	Ellis-23/Dalembert-11	17,023
78	4/8	92-107	-15	OKLAHOMA CITY	L	27-51	Cousins,Outlaw-24/Cousins-14	Butler,Durant-23/Collison-7	16,696
79	4/9	99-100	-1	@Portland	L	27-52	Cousins-30/Cousins-12	Aldridge-22/Lopez,Robinson-9	20,002
80	4/12	101-117	-16	@L.A. Clippers	L	27-53	Cousins-32/Evans-14	Griffin-27/Jordan-9	19,060
81	4/13	106-103	+3	MINNESOTA	W	28-53	Cousins-35/Cousins-15	Love-43/Dieng-14	16,965
82	4/16	99-104	-5	PHOENIX	L	28-54	McLemore-31/Gray-13	Goodwin-29/Mark. Morris-6	17,317

* = OT

BACK TO TABLE OF CONTENTS



Front row — from left to right: Kings Head Coach George Karl, Reggie Evans, Jason Thompson, DeMarcus Cousins, Rudy Gay, Derrick Williams, Carl Landry, Assistant Coach Vance Walberg. **Second row (L to R):** Assistant Coach/ Assistant Director of Player Development Ryan Bowen, Assistant Coach Corliss Williamson, Assistant Coach/Director of Player Development Dee Brown, Assistant Coach Micah Nori, Omri Casspi, Andre Miller, Darren Collison, Ray McCallum, Ben McLemore, Director of Sports Science Chip Schaefer, Director of Sports Medicine Pete Youngman, Equipment Manager Dwayne Wilson, Head Athletic Trainer Manny Romero, Assistant Strength & Conditioning Coach Ramsey Nijem, Director of Team Security & Player Development Hakeem Sylver. **Last row (L to R):** Seasonal Video Coordinator Joe Kennedy, Assistant Video Coordinator Travess Armenta, Assistant Player Development Coach Greg St. Jean, Ryan Hollins, Sim Bhullar, Eric Moreland, Nik Stauskas, Video Coordinator Elvis Valcarcel, Assistant Equipment Manager Miguel Lopez, Athletic Training Intern Ernie DeLosAngeles.

FINAL STATISTICS

PLAYER	G	GS	MIN	FG	FGA	PCT	3FG	3FGA	3PCT	FT	FTA	PCT	OFF	DEF	TOT	AST	PF	DQ	STL	TO	BLK	PTS	AVG
Cousins	59	59	2013	498	1066	.467	2	8	.250	423	541	.782	185	562	747	210	241	10	90	254	103	1421	24.1
Gay	68	67	2408	508	1116	.455	79	220	.359	337	393	.858	98	301	399	250	157	1	71	183	41	1432	21.1
Collison	45	45	1565	260	550	.473	60	161	.373	145	184	.788	19	124	143	252	95	0	67	112	14	725	16.1
McLemore	82	82	2670	363	831	.437	140	391	.358	130	160	.813	31	210	241	140	219	3	77	138	19	996	12.1
Casspi	67	19	1416	209	427	.489	35	87	.402	140	191	.733	54	206	260	102	107	0	31	88	9	593	8.9
Williams	74	6	1462	217	485	.447	49	156	.314	134	196	.684	41	161	202	50	67	0	34	56	4	617	8.3
McCallum	68	30	1436	206	470	.438	34	111	.306	57	84	.679	52	128	180	188	92	0	45	85	11	503	7.4
Landry	70	15	1192	190	369	.515	0	0	---	123	150	.820	99	169	268	26	132	1	15	54	17	503	7.2
Thompson	81	63	1991	201	428	.470	0	1	.000	89	143	.622	139	391	530	85	239	4	33	84	57	491	6.1
Sessions*	36	7	642	63	183	.344	6	28	.214	64	88	.727	13	56	69	96	45	0	13	51	0	196	5.4
A. Miller (TOT)	81	0	1253	145	290	.500	7	34	.206	58	77	.753	37	116	153	284	103	0	32	104	6	355	4.4
A. Miller (SAC)	30	0	622	68	148	.459	6	26	.231	30	38	.789	16	60	76	141	47	0	18	58	4	172	5.7
Stauskas	73	1	1127	108	296	.365	48	149	.322	55	64	.859	11	77	88	67	92	0	20	40	17	319	4.4
Evans	47	7	764	58	137	.423	0	2	.000	60	97	.619	97	202	299	32	91	0	22	45	5	176	3.7
Hollins	46	9	441	53	82	.646	0	0	---	31	54	.574	36	67	103	14	65	0	6	25	19	137	3.0
Q. Miller	6	0	61	4	18	.222	1	7	.143	8	11	.727	2	10	12	3	4	0	6	3	3	17	2.8
Stockton	3	0	33	2	6	.333	1	2	.500	3	6	.500	0	2	2	9	1	0	2	4	0	8	2.7
Bhullar	3	0	3	1	2	.500	0	0	---	0	0	---	0	1	1	1	0	0	0	0	1	2	0.7
Moreland	3	0	2	1	1	1.000	0	0	---	0	0	---	0	1	1	0	1	0	0	0	0	2	0.7
Wear	2	0	7	0	2	.000	0	1	.000	0	0	---	2	0	2	1	1	0	0	0	0	0	0.0
KINGS	82	-	19855	3010	6617	.455	461	1350	.341	1829	2400	.762	895	2728	3623	1667	1696	19	550	1333	324	8310	101.3
OPPONENTS	82	-	19855	3238	7094	.456	718	2055	.349	1420	1898	.748	898	2479	3377	1912	1958	14	712	1059	508	8614	105.0

* Did not finish season with the team

TEAM NOTES

- The Kings had three head coaches during the 2014-15 season - Michael Malone (beginning of the season until 12/15/14, record: 11-13), Tyrone Corbin (12/15/14 - 2/12/15, record: 7-21), George Karl (2/17/15 - end of the season, record: 11-19).
- Sacramento ranked ninth in rebounding (44.2 rpg) and 10th in free throw percentage (.762 FT%).
- DeMarcus Cousins was named to the 2015 Western Conference All-Star team, becoming the first Kings player since Brad Miller and Peja Stojakovic in 2004 to represent the Kings. Cousins recorded 14 points (6-7 FG, 2-3 FT) and seven rebounds in 18 minutes off the bench in the West's 163-158 win over the East at Madison Square Garden on February 16, 2015.
- Cousins was named to the All-NBA Second team after leading the Kings in points (24.1 ppg, ranked 5th in the NBA), rebounds (12.7 rpg, 3rd in the NBA) and blocks (1.76 bpg, 10th in the NBA). He also led the NBA in personal fouls drawn (8.8) and was tied for third in double-doubles (47).
- On March 6, 2015, at Orlando, Jason Thompson played in his 519th career game, becoming the Kings' career leader in games played in the Sacramento era. Thompson, who was traded to the Philadelphia 76ers in the offseason, finished his Kings career with 541 games.

G	DATE	SCORE	+/-	OPPONENT	W/L	REC	KINGS HI. SCORER/REBOUNDER	OPP. HI. SCORER/REBOUNDER	ATT
1	10/29	77- 95	-18	GOLDEN STATE	L	0-1	Cousins-20/Cousins-11	Curry-24/Curry,Green-10	17,317
2	10/31	103- 94	+9	PORTLAND	W	1-1	Gay-40/Cousins-9	Aldridge-22/Lillard-7	14,648
3	11/2	98- 92	+6	@L.A. Clippers	W	2-1	Cousins-34/Cousins-17	Griffin,Hawes-17/Jordan-9	19,060
4	11/3	110-105	+5	@Denver	W	3-1	Collison-21/Evans-14	Afflalo,McGee-16/Faried-10	12,516
5	11/5	131-109	+22	DENVER	W	4-1	Cousins-30/Cousins-11	Foye-19/Faried,Nurkic-5	14,539
6	11/7	114-112**	+2	@Phoenix	W	5-1	Cousins-25/Cousins-18	Bledsoe-23/Plumlee-16	15,476
7	11/9	93-101	-8	@Okla. City	L	5-2	Gay-23/Gay-10	Jackson-22/Ibaka,Lamb-9	18,203
8	11/11	98-106	-8	@Dallas	L	5-3	Gay-26/Cousins-11	Nowitzki-23/Chandler-11	19,663
9	11/13	110-111	-1	@Memphis	L	5-4	Gay-25/Cousins-12	Conley-22/Randolph-8	15,666
10	11/15	94- 91	+3	SAN ANTONIO	W	6-4	Cousins-25/Cousins-10	Ginobili-21/Diaw,Duncan-8	17,317
11	11/18	100-106	-6	NEW ORLEANS	L	6-5	Cousins-24/Cousins-17	Davis-28/Davis-9	16,526
12	11/20	103- 88	+15	CHICAGO	W	7-5	Cousins-22/Cousins-14	Butler-23/Noah-11	17,317
13	11/22	113-101	+12	@Minnesota	W	8-5	Cousins-31/Cousins-18	Wiggins-29/Dieng-10	13,191
14	11/25	99- 89	+10	@New Orleans	W	9-5	Casspi,Cousins-22/Cousins-12	Evans-22/Davis-9	17,037
15	11/26	89-102	-13	@Houston	L	9-6	Cousins-29/Cousins-17	Harden-26/Harden-7	18,058
16	11/28	104-112	-8	@San Antonio	L	9-7	Gay-23/Landry-10	Parker-27/Duncan-8	18,581
17	11/30	85- 97	-12	MEMPHIS	L	9-8	Gay-20/Evans-20	Randolph-22/Randolph-12	16,240
18	12/2	109-117	-8	TORONTO	L	9-9	McLemore-21/Evans-7	Lowry-27/Valanciunas-8	15,522
19	12/5	102-101*	+1	INDIANA	W	10-9	Gay-27/Thompson-10	West-16/Scola,West-8	15,512
20	12/6	96-105	-9	ORLANDO	L	10-10	Collison-22/Thompson-9	Harris-27/Dedmon-8	16,021
21	12/8	101- 92	+9	UTAH	W	11-10	Gay-29/Evans-13	Hayward-19/Gobert-9	16,511
22	12/9	95- 98	-3	@L.A. Lakers	L	11-11	Collison-26/Evans-14	Bryant-32/Boozer-9	18,267
23	12/11	109-113*	-4	HOUSTON	L	11-12	Collison-24/Thompson-15	Harden-44/Beverley-10	16,676
24	12/13	90- 95	-5	DETROIT	L	11-13	Gay-20/Landry-11	Monroe-24/Smith-13	16,242
25	12/16	92-104	-12	OKLAHOMA CITY	L	11-14	Gay-22/Hollins,Thompson-9	Westbrook-32/Adams-10	17,317
26	12/18	107-108	-1	MILWAUKEE	L	11-15	Cousins-27/Cousins-11	Knight-20/Dudley,Knight,Pachulia-5	15,645
27	12/21	108-101	+7	L.A. LAKERS	W	12-15	Cousins-29/Cousins-14	Young-26/Hill-9	17,317
28	12/22	108-128	-20	@Golden State	L	12-16	Cousins-22/Gay-9	Thompson-25/Barnes,Green-8	19,596
29	12/26	106-115	-9	PHOENIX	L	12-17	Collison-19/Evans-16	Marc. Morris-20/Len-11	17,317
30	12/27	135-129*	+6	NEW YORK	W	13-17	Cousins-39/Cousins-11	Anthony-36/Anthony-11	17,317
31	12/29	99-107	-8	@Brooklyn	L	13-18	Gay-25/Cousins-13	Plumlee-22/Garnett-8	17,732
32	12/31	84-106	-22	@Boston	L	13-19	Collison,Landry-14/Cousins-11	Sullinger-20/Sullinger-11	18,624
33	1/1	110-107	+3	@Minnesota	W	14-19	Collison,Gay-21/Landry-9	Wiggins-27/Dieng-10	13,337
34	1/4	95-114	-16	@Detroit	L	14-20	Cousins-18/Cousins-15	Jennings-35/Drummond-14	12,254
35	1/7	104- 83	+21	OKLAHOMA CITY	W	15-20	Gay-28/Cousins-15	Durant-24/Ibaka-10	16,037
36	1/9	108-118	-10	DENVER	L	15-21	Cousins-32/Cousins-13	Afflalo,Lawson-22/Faried-13	16,029
37	1/11	103- 84	+19	CLEVELAND	W	16-21	Cousins-26/Cousins-13	Love-25/Mozgov-12	16,143
38	1/13	104-108*	-4	DALLAS	L	16-22	Cousins-32/Cousins-16	Ellis-28/Chandler-17	15,747
39	1/16	83- 95	-12	MIAMI	L	16-23	Cousins-17/Cousins-11	Bosh-30/Bosh-7	16,350
40	1/17	108-117	-9	L.A. CLIPPERS	L	16-24	Thompson-23/Thompson-22	Griffin-30/Barnes-10	16,601
41	1/19	94- 98	-4	@Portland	L	16-25	Gay-26/Cousins-19	Lillard-22/Lillard,Robinson-6	19,441
42	1/21	100-103	-3	BROOKLYN	L	16-26	Cousins-28/Cousins-14	Lopez-22/Johnson-8	16,427
43	1/23	101-126	-25	@Golden State	L	16-27	Cousins-28/Cousins-11	Thompson-52/Lee-9	19,596
44	1/26	----------		@ New York			PPD-SEVERE WEATHER (3/3)		
44	1/28	102-119	-17	@Toronto	L	16-28	Gay-22/Landry-7	Williams-27/Valanciunas-9	19,800
45	1/30	90-101	-11	@Cleveland	L	16-29	Cousins-21/Cousins-13	Love-23/Love-10	20,562
46	1/31	99- 94	+5	@Indiana	W	17-29	Gay-31/Cousins-19	Miles,West-17/Hibbert-7	18,165
47	2/3	96-121	-25	GOLDEN STATE	L	17-30	Cousins-26/Cousins-11	Curry-23/Speights-8	17,317
48	2/5	78-101	-23	DALLAS	L	17-31	Cousins-23/Cousins-11	Ellis-21/Chandler-16	16,993
49	2/7	90-102	-12	@Utah	L	17-32	Cousins-27/Evans-11	Hayward-30/Kanter-13	19,128
50	2/8	85- 83	+2	PHOENIX	W	18-32	Cousins-28/Cousins-12	Thomas-26/Plumlee-12	17,013
51	2/10	86-104	+18	@Chicago	L	18-33	Gay-24/Cousins-8	Gasol-26/Gasol-16	21,560
52	2/11	103-111	-8	@Milwaukee	L	18-34	Cousins-28/Cousins-19	Mayo-21/Middleton-10	13,046
53	2/20	109-101	+8	BOSTON	W	19-34	Cousins-31/Cousins-15	Bradley-28/Bass-10	17,317
54	2/21	99-126	-27	@L.A. Clippers	L	19-35	Cousins-21/Casspi-17	Rivers-28/Jordan-15	19,133
55	2/25	102- 90	+12	MEMPHIS	W	20-35	Gay-28/Evans,Thompson-11	Randolph-20/Koufos-9	16,794
56	2/27	96-107	-11	SAN ANTONIO	L	20-36	McLemore-21/Evans,Thompson-11	Parker-19/Splitter-9	17,317
57	3/1	99-110	-11	PORTLAND	L	20-37	Gay-24/Gay-8	Lillard-31/Aldridge-15	16,776
58	3/3	124- 86	+38	@New York	W	21-37	Gay-25/Cousins-10	Shved-15/Aldrich,Shved-7	19,812
59	3/4	85-112	-27	@San Antonio	L	21-38	Cousins-14/McCallum,Thompson-7	Leonard-21/Ayres-7	18,581
60	3/6	114-119	-5	@Orlando	L	21-39	Gay-39/Cousins-12	Oladipo-32/Frye-10	15,112
61	3/7	109-114*	-5	@Miami	L	21-40	Cousins,Gay-27/Cousins-17	Wade-28/Beasley-7	19,600
62	3/9	105-130	-25	@Atlanta	L	21-41	Gay-23/Cousins-14	Carroll,Korver-20/Carroll,Teague-5	18,418
63	3/11	113-106	+7	@Charlotte	W	22-41	McLemore-27/Cousins-14	Kidd-Gilchrist-23/Kidd-Gilchrist-9	15,885
64	3/13	107-114	-7	@Philadelphia	L	22-42	Cousins-39/Cousins-24	Covington-24/Noel-12	12,331
65	3/14	97-113	-16	@Washington	L	22-43	Cousins-30/Cousins,Evans,McCallum-6	Wall-31/Gooden-9	20,356
66	3/16	103-110	-7	ATLANTA	L	22-44	Cousins-20/Cousins-13	Teague-23/Millsap-10	16,835
67	3/18	105-116	-11	L.A. CLIPPERS	L	22-45	Gay-23/Evans-11	Paul-30/Jordan-15	16,785
68	3/20	101- 91	+10	CHARLOTTE	W	23-45	Gay-33/Evans-16	Henderson-20/Kidd-Gilchrist-7	16,799
69	3/22	109- 86	+23	WASHINGTON	W	24-45	Gay-26/Cousins-7	Beal-19/Gortat-7	17,008
70	3/24	107-106	+1	PHILADELPHIA	W	25-45	Cousins-33/Cousins-17	Covington-21/Noel-10	16,636
71	3/25	108- 99	+9	@Phoenix	W	26-45	Cousins-24/Cousins-11	Mark. Morris-24/Tucker-11	17,589
72	3/27	88-102	-14	@New Orleans	L	26-46	Cousins-39/Cousins-20	Evans-25/Asik-12	17,669
73	3/30	83- 97	-14	@Memphis	L	26-47	Gay-24/Evans-7	Conley-18/Koufos-12	17,218
74	4/1	111-115	-4	@Houston	L	26-48	Cousins-24/Cousins-21	Harden-51/Dorsey-11	18,312
75	4/3	95-101	-6	NEW ORLEANS	L	26-49	Cousins-24/Cousins-20	Gordon-21/Evans-12	17,021
76	4/5	95-101	-6	UTAH	L	26-50	Cousins-26/Cousins-12	Hood-25/Booker,Gobert-9	16,716
77	4/7	116-111	+5	MINNESOTA	W	27-50	Gay-33/McCallum-9	Martin-37/Wiggins-8	16,770
78	4/8	91-103	-12	@Utah	L	27-51	Casspi,Landry,McLemore-16/Thompson-11	Hood-20/Favors-11	18,351
79	4/10	103-116	-13	@Oklahoma City	L	27-52	McLemore-20/Thompson-14	Westbrook-27/Adams-11	18,203
80	4/12	111-122	-11	@Denver	L	27-53	Casspi-22/Casspi-7	Faried-30/Chandler-9	14,004
81	4/13	102- 92	+10	L.A. LAKERS	W	28-53	Casspi-26/Thompson-10	Clarkson-23/Davis-14	17,317
82	4/15	122- 99	+23	@L.A. Lakers	W	29-53	McLemore-24/Landry-9	Brown-32/Davis-12	18,997

* = OT

BACK TO TABLE OF CONTENTS



Front row — from left to right: Kings Head Coach George Karl, Omri Casspi, Quincy Acy, Rudy Gay, DeMarcus Cousins, Kosta Koufos, Caron Butler, Associate Head Coach Chad Iske. **Second row (L to R):** Assistant Coach Corliss Williamson, Assistant Coach Nancy Lieberman, Marco Belinelli, Seth Curry, Rajon Rondo, Darren Collison, Ben McLemore, Assistant Coach Anthony Carter, Assistant Coach John Welch. **Last row (L to R):** James Anderson, Eric Moreland, Willie Cauley-Stein, Duje Dukan.

FINAL STATISTICS

PLAYER	G	GS	MIN	FG	FGA	PCT	3FG	3FGA	3PCT	FT	FTA	PCT	OFF	DEF	TOT	AST	PF	DQ	STL	TO	BLK	PTS	AVG
Cousins	65	65	2246	601	1332	.451	70	210	.333	476	663	.718	158	589	747	214	236	7	101	249	92	1748	26.9
Gay	70	70	2379	466	1007	.463	74	215	.344	198	254	.780	103	353	456	120	184	1	100	139	51	1204	17.2
Collison	74	15	2219	377	776	.486	87	217	.401	194	226	.858	28	141	169	318	142	0	76	130	4	1035	14.0
Rondo	72	72	2537	355	782	.454	62	170	.365	87	150	.580	77	358	435	839	175	1	141	278	10	859	11.9
Casspi	69	21	1880	299	622	.481	112	274	.409	103	159	.648	58	352	410	95	154	1	56	94	17	813	11.8
Belinelli	68	7	1672	245	635	.386	91	297	.306	115	138	.833	10	107	117	127	91	0	37	80	2	696	10.2
McLemore	68	53	1443	195	455	.429	67	185	.362	74	103	.718	34	114	148	79	140	0	52	99	10	531	7.8
Cauley-Stein	66	39	1412	191	339	.563	0	2	.000	81	125	.648	134	218	352	37	146	1	48	46	66	463	7.0
Curry	44	9	692	102	224	.455	50	111	.450	45	54	.833	9	51	60	67	41	0	22	36	3	299	6.8
Koufos	78	14	1482	236	444	.532	0	0	---	57	104	.548	169	254	423	33	185	1	40	48	70	529	6.8
Dukan	1	0	24	2	10	.200	2	5	.400	0	0	---	2	2	4	1	2	0	1	0	0	6	6.0
Acy	59	29	876	119	214	.556	19	49	.388	50	68	.735	65	123	188	27	103	0	29	27	24	307	5.2
Butler	17	1	176	25	59	.424	3	18	.167	10	12	.833	5	17	22	10	19	0	9	3	1	63	3.7
Anderson	51	15	721	67	178	.376	23	86	.267	22	29	.759	13	73	86	41	54	0	21	42	14	179	3.5
Moreland	8	0	48	3	6	.500	0	0	---	2	4	.500	3	8	11	1	4	0	0	3	4	8	1.0
KINGS	82	-	19805	3283	7083	.464	660	1839	.359	1514	2089	.725	868	2760	3628	2009	1676	12	733	1326	368	8740	106.6
OPPONENTS	82	-	19805	3327	7194	.462	839	2293	.366	1450	1902	.762	926	2765	3691	1986	1800	10	722	1308	437	8943	109.1

* Did not finish season with the team

TEAM NOTES

- Kings Head Coach George Karl guided the Kings to a 33-49 record (18-23 home, 15-26 road) in their 31st season in Sacramento. The 33 wins were the most since the 2007-08 team won 38.
- The Kings were ranked third in scoring (106.6 ppg), fourth in assists (24.5 apg) and fifth in steals (8.94 spg).
- With the Golden 1 Center set to open prior to the 2016-17 season, the Kings played their final game in Sleep Train Arena, defeating the Oklahoma City Thunder, 114-112, on April 9, 2016.
- The 2015-16 Kings set new Sacramento-era records in three-point field goals made (660) and attempted (1,839) and two-point field goal percentage (.500).
- The Kings ended a 14-game losing streak to the Thunder in Oklahoma City with a 116-104 win on Jan. 4, 2016, and a 22-game losing streak to the Mavericks in Dallas thanks to a 104-101 decision on March 3, 2016.
- An All-Star Game appearance and an All-NBA Second Team nod for the second straight season, DeMarcus Cousins posted career-high averages in scoring (26.9 ppg), steals (1.55 spg) and minutes (34.6 mpg) while also averaging 11.5 rpg, 3.3 apg, 1.4 bpg. Among NBA leaders, Cousins ranked fourth in scoring, fifth in rebounding, sixth in double-doubles (47) and led all players in personal fouls drawn (8.9). Cousins recorded a career-high 56 points to set a new Sleep Train Arena record and a Sacramento-era record for most points in a game in a double-overtime loss to the Hornets on Jan. 25, 2016.
- Rajon Rondo averaged a league-leading 11.7 apg, becoming the first Kings player since Nate Archibald (1972-73, 11.4 apg) to lead the NBA in assists per game. With six triple-doubles during the 2015-16 season, Rondo established a new Sacramento-era single-season record.
- Willie Cauley-Stein was named to the 2015-16 NBA All-Rookie Second Team after averaging 7.0 ppg (.563 FG%, .648 FT%), 5.3 rpg, 1.00 bpg and 21.4 mpg in 66 contests, of which he started 39.

G	DATE	SCORE	+/-	OPPONENT	W/L	REC	KINGS HI. SCORER/REBOUNDER	OPP. HI. SCORER/REBOUNDER	ATT
1	10/28	104-111	-7	L.A. CLIPPERS	L	0-1	Cousins-32/Cousins-13	Griffin-33/Jordan-12	17,458
2	10/30	132-114	+18	L.A. LAKERS	W	1-1	Cousins,Rondo-21/Cousins-11	Clarkson-22/Kelly-6	17,391
3	10/31	109-114	-5	@L.A. Clippers	L	1-2	Rondo-21/C-S,Cousins,Gay-9	Griffin-37/Jordan-18	19,060
4	11/3	89-103	-14	MEMPHIS	L	1-3	Gay-19/Cauley-Stein-7	Randolph-20/Ja.Green-12	17,317
5	11/4	97-118	-21	@Phoenix	L	1-4	Koufos-16/Gay-8	Bledsoe-19/Chandler-11	16,497
6	11/6	110-116	-6	HOUSTON	L	1-5	Casspi,Collison-22/Cauley-Stein-9	Harden-43/Capela-12	16,983
7	11/7	94-103	-9	GOLDEN STATE	L	1-6	Belinelli,Gay-22/Rondo-12	Curry-24/Ezeli-12	17,317
8	11/9	88-106	-18	SAN ANTONIO	L	1-7	Cousins-21/Cousins-12	Leonard-24/Duncan-14	17,317
9	11/11	101-92	+9	DETROIT	W	2-7	Cousins-33/Casspi,Rondo-11	Jackson,Morris-16/Drummond-17	17,317
10	11/13	111-109	+2	BROOKLYN	W	3-7	Cousins-40/Cousins-13	Jack-21/Lopez-10	17,131
11	11/15	107-101	+6	TORONTO	W	4-7	Cousins-36/Cousins-10	DeRozan-24/Biyombo-6	17,006
12	11/18	97-103	-6	@Atlanta	L	4-8	Cousins-24/Cousins,Rondo-12	Millsap-23/Millsap-16	13,008
13	11/19	109-116	-7	@Miami	L	4-9	Belinelli-23/Gay-12	Wade-24/Bosh-11	19,600
14	11/21	97-91	+6	@Orlando	W	5-9	Cousins-29/Cousins-12	Harris-24/Vucevic-11	16,104
15	11/23	122-127*	-5	@Charlotte	L	5-10	Cousins-30/Cousins-11	Walker-39/Batum-10	14,163
16	11/25	129-118	+11	@Milwaukee	W	6-10	Gay-36/Koufos,Rondo-9	Anttkmpo,Middleton-21/Hnsn-11	14,120
17	11/27	91-101	-10	MINNESOTA	L	6-11	Belinelli-17/Koufos-13	Wiggins-22/Dieng,LaVine,Towns-8	17,317
18	11/28	101-120	-19	@Golden State	L	6-12	Gay-20/Acy,Casspi,Gay,Koufos-7	Curry-19/Ezeli,Green-11	19,596
19	11/30	112-98	+14	DALLAS	W	7-12	Cousins-31/Cousins-9	Parsons-14/Pachulia-10	16,937
20	12/3+	97-114	-17	BOSTON	L	7-13	Gay-18/Koufos-10	Olynyk,Thomas-21/Johnson-7	18,660
21	12/5	113-120	-7	@Houston	L	7-14	McLemore-19/Koufos-12	Harden-31/Howard-18	17,318
22	12/6	95-98	-3	@Oklahoma City	L	7-15	Gay-20/Cousins-10	Durant-20/Adams-12	18,203
23	12/8	114-106	+8	UTAH	W	8-15	Cousins,Gay-23/Cousins-12	Burks,Hayward-18/Booker,Favors-10	16,505
24	12/10	99-97	+2	NEW YORK	W	9-15	Cousins-27/Cousins-11	Anthony-23/Anthony-14	17,317
25	12/15	107-97	+10	HOUSTON	W	10-15	Cousins-26/Gay-13	Harden-33/Capela-9	17,317
26	12/18	95-99	-4	@Minnesota	L	10-16	Cousins-24/Cousins-12	Wiggins-32/Dieng-9	12,770
27	12/20	104-94	+10	@Toronto	W	11-16	Gay,Rondo-19/Casspi-11	DeRozan-28/Biyombo-13	19,800
28	12/21	99-113	-14	@Washington	L	11-17	Cousins-22/Cousins,Rondo-8	Gortat-27/Gortat-16	15,124
29	12/23	108-106	+2	@Indiana	W	12-17	Cousins-25/Cousins-16	Ellis-21/George-10	18,165
30	12/27	94-98	-4	PORTLAND	L	12-18	Cousins-36/Gay-14	McCollum-35/Leonard,McCollum-11	17,317
31	12/28	103-122	-19	@Golden State	L	12-19	Casspi-36/Acy-10	K.Thompson-29/Curry-14	19,596
32	12/30	105-110	-5	PHILADELPHIA	L	12-20	Belinelli-28/Casspi,Cousins-11	Noel-20/Grant-11	17,317
33	1/ 2	142-119	+23	PHOENIX	W	13-20	Cousins-32/Cousins-9	Knight-23/Knight,Warren-5	17,317
34	1/ 4	116-104	+12	@Oklahoma City	W	14-20	Cousins-33/Cousins-19	Ibaka-25/Adams-10	18,203
35	1/ 5	116-117**	-1	@Dallas	L	14-21	Cousins-35/Cousins-17	Williams-25/Pachulia-17	20,059
36	1/ 7	118-115	+3	L.A. LAKERS	W	15-21	Cousins-29/Cousins-10	Bryant-28/Randle-10	17,386
37	1/ 9	116-128	-12	GOLDEN STATE	L	15-22	Cousins-33/Cousins-10	Curry-38/Bogut-11	17,317
38	1/ 13	97-109	-12	NEW ORLEANS	L	15-23	Cousins-32/Cousins-12	Davis,Gordon-24/Asik-13	17,317
39	1/ 14	103-101	+2	@Utah	W	16-23	Cousins-36/Cousins-17	Hayward-21/Gobert-12	17,894
40	1/ 16	110-103	+7	@L.A. Clippers	W	17-23	Cousins-19/Cousins-13	Redick-22/Aldrich-10	19,191
41	1/ 20	112-93	+19	@L.A. Lakers	W	18-23	Cousins-36/Cousins-16	Bass-18/Randle-12	18,997
42	1/ 21	91-88	+3	ATLANTA	W	19-23	Cousins-24/Cousins-16	Millsap-14/Millsap-14	17,019
43	1/ 23	108-97	+11	INDIANA	W	20-23	Cousins-48/Cousins-13	George-34/J.Hill-13	17,419
44	1/ 25	128-129**	-1	CHARLOTTE	L	20-24	Cousins-56/Cousins-12	Daniels-28/Kaminsky-8	16,991
45	1/ 26	97-112	-15	@Portland	L	20-25	Cousins-17/Casspi-8	McCollum-18/Plumlee-8	19,393
46	1/ 28	105-114	-9	@New Orleans	L	20-26	Cousins,McLemore-26/Cousins-10	Anderson-36/Asik-13	15,636
47	1/ 30	117-121	-4	@Memphis	L	20-27	Gay-21/Cousins-14	Je.Green-29/Gasol-6	18,119
48	2/1	111-104	+7	MILWAUKEE	W	21-27	Gay-32/Koufos-11	Monroe-24/Monroe-12	16,827
49	2/3	102-107	-5	CHICAGO	L	21-28	Cousins-30/Cousins-11	Moore-24/Gasol-13	17,317
50	2/5	119-128	-9	@Brooklyn	L	21-29	Collison-25/Cousins-10	Johnson-27/Young-14	14,432
51	2/7	119-128	-9	@Boston	L	21-30	Cousins-31/Cousins-7	Bradley-25/Johnson-9	18,624
52	2/8	100-120	-20	@Cleveland	L	21-31	Casspi,Gay-16/Cousins,Rondo-8	Irving-32/Shumpert-11	20,562
53	2/10	114-110	+4	@Philadelphia	W	22-31	Cousins-28/Cousins-12	Covington-29/Okafor-10	12,501
54	2/19	116-110	+6	DENVER	W	23-31	Cousins-37/Cousins-20	Gallinari-27/Barton,Faried-9	17,317
55	2/23	114-110	+4	@Denver	W	24-31	Cousins-39/Gay-10	Barton-18/Jokic-13	15,721
56	2/24	92-108	-16	SAN ANTONIO	L	24-32	Cousins-22/Cousins-10	Parker-23/Aldridge-9	17,317
57	2/26	107-117	-10	L.A. CLIPPERS	L	24-33	Cousins-26/Cousins-15	Paul-40/Jordan-11	17,317
58	2/29	116-131	-15	OKLAHOMA CITY	L	24-34	Cousins-35/Cousins-12	Durant-27/Westbrook-13	17,317
59	3/2	98-104	-6	@Memphis	L	24-35	Cousins-18/Cousins-16	Conley-24/Martin,Randolph-8	15,310
60	3/3	104-101	+3	@Dallas	W	25-35	Cousins-22/Cousins-13	Parsons-28/Lee-11	19,910
61	3/5	94-104	-10	@San Antonio	L	25-36	Cousins-31/Cousins-9	Leonard-25/Leonard-13	18,418
62	3/7	112-115	-3	@New Orleans	L	25-37	Cousins-40/Cousins-16	Davis-31/Davis-10	16,403
63	3/9	111-120	-9	CLEVELAND	L	25-38	Cousins-29/Cousins-11	Irving-30/Thompson-15	17,317
64	3/11	100-107	-7	ORLANDO	L	25-39	Koufos-19/Gay-7	A.Gordon-20/Gordon-11	17,081
65	3/13	99-108	-8	UTAH	L	25-40	Cousins-31/Cousins-10	Favors-28/Favors-14	17,023
66	3/15	106-98	+8	@L.A. Lakers	W	26-40	Collison,Cousins-22/Cousins,Gay-8	Williams-17/Randle-11	18,997
67	3/16	108-123	-15	NEW ORLEANS	L	26-41	Collison-23/Cousins-12	Anderson-29/Davis-14	17,086
68	3/18	108-115	-7	@Detroit	L	26-42	Cousins-31/Cousins-10	Morris-24/Drummond-11	15,982
69	3/20	88-80	+8	@New York	W	27-42	Cousins-24/Cousins-20	Lopez-23/Lopez-20	19,812
70	3/21	102-109	-7	@Chicago	L	27-43	Collison,Cousins-19/Cousins-18	Gibson,Rose-18/Gasol-14	21,531
71	3/23	104-113	-9	@Minnesota	L	27-44	Rondo-25/Koufos-15	Towns-26/Dieng-12	12,151
72	3/25	116-94	+22	PHOENIX	W	28-44	Cousins-29/Cousins-11	Booker-26/Jenkins,Tucker-8	17,317
73	3/27	133-111	+22	DALLAS	W	29-44	Cauley-Stein-21/Cousins-12	Felton-15/Lee,Powell-6	17,147
74	3/28	93-105	-12	@Portland	L	29-45	Curry-21/Cauley-Stein-14	Crabbe-21/Davis-9	19,393
75	3/30	120-111	+9	WASHINGTON	W	30-45	Cousins-29/Cousins-10	Beal-24/Gortat-12	17,185
76	4/1	106-112	-6	MIAMI	L	30-46	Collison-26/Gay-13	Green-30/Whiteside-13	17,317
77	4/2	115-106	+9	@Denver	W	31-46	Gay-25/C-S,Gay-9	Harris-19/Jokic-13	15,607
78	4/5	107-115	-8	PORTLAND	L	31-47	Cousins-30/Rondo-10	McCollum-30/Harkless-16	17,317
79	4/7	97-105	-8	MINNESOTA	L	31-48	Collison-19/Gay-13	Bjelica,Dieng,LaVine-18/Dieng-13	17,317
80	4/9	114-112	+2	OKLAHOMA CITY	W	32-48	Collison-27/Acy,Gay-8	Durant-31/Adams,Ibaka-8	17,317
81	4/11	105-101	+4	@Phoenix	W	33-48	Curry-20/Koufos-8	Teletovic-26/Len-12	17,288
82	4/13	81-116	-35	@Houston	L	33-49	McLemore-24/Koufos-11	Harden-38/Capela-17	18,311

* = OT

+ = Mexico City

BACK TO TABLE OF CONTENTS



Front row — from left to right: Kings Head Coach David Joerger, Arron Afflalo, Anthony Tolliver, Rudy Gay, Kosta Koufos, Willie Cauley-Stein, Garrett Temple, Associate Head Coach Elston Turner. **Second row (L to R):** Assistant Coach Duane Ticknor, Assistant Coach Bryan Gates, Assistant Coach Bob Thornton, Tyreke Evans, Ty Lawson, Darren Collison, Langston Galloway, Ben McLemore, Assistant Coach Larry Lewis, Assistant Coach Jason March, Assistant Coach/Scout Dan Hartfield. **Last row (L to R):** Buddy Hield, Skal Labissiere, Georgios Papagiannis, Malachi Richardson.

FINAL STATISTICS

PLAYER	G	GS	MIN	FG	FGA	PCT	3FG	3FGA	3PCT	FT	FTA	PCT	OFF	DEF	TOT	AST	PF	DQ	STL	TO	BLK	PTS	AVG
Cousins	55	55	1891	505	1118	.452	95	267	.356	423	549	.770	115	468	583	266	203	4	75	207	74	1528	27.8
Gay	30	30	1013	201	442	.455	42	113	.372	118	138	.855	35	155	190	83	79	0	44	74	26	562	18.7
Collison	68	63	2063	340	714	.476	73	175	.417	147	171	.860	23	129	152	312	119	0	67	114	9	900	13.2
Hield (TOT)	82	55	1888	327	767	.426	148	379	.391	64	76	.842	35	233	268	121	115	0	38	101	9	866	10.6
Hield (SAC)	25	18	727	142	296	.480	59	138	.428	35	43	.814	16	86	102	44	34	0	20	53	2	378	15.1
Evans (TOT)	40	6	788	150	370	.405	42	118	.356	69	92	.750	13	124	137	124	60	0	35	61	9	411	10.3
Evans (SAC)	14	6	314	59	143	.413	21	48	.438	24	34	.706	7	44	51	33	19	0	12	22	5	163	11.6
Lawson	69	25	1732	237	522	.454	34	118	.288	173	217	.797	44	135	179	334	119	1	74	129	6	681	9.9
Labissiere	33	12	612	117	218	.537	3	8	.375	52	74	.703	51	112	163	27	64	1	16	37	13	289	8.8
Afflalo	61	45	1580	185	420	.440	62	151	.411	83	93	.892	9	116	125	78	104	0	21	42	6	515	8.4
Cauley-Stein	75	21	1421	255	481	.530	0	2	.000	101	151	.669	85	254	339	80	147	1	53	69	44	611	8.1
McLemore	61	27	1176	180	419	.430	65	170	.382	70	93	.753	19	110	129	51	108	0	29	62	6	495	8.1
Galloway (TOT)	74	2	1494	207	545	.380	120	308	.390	51	64	.797	27	129	156	93	96	0	46	46	6	585	7.9
Galloway (SAC)	19	2	375	42	104	.404	19	40	.475	11	12	.917	7	28	35	28	20	0	6	18	1	114	6.0
Temple	65	20	1728	183	432	.424	82	220	.373	58	74	.784	32	152	184	168	141	0	84	78	28	506	7.8
Barnes	54	13	1366	147	383	.384	69	211	.327	50	66	.758	55	238	293	150	138	0	36	83	17	413	7.6
Tolliver	65	9	1477	155	351	.442	90	230	.391	61	82	.744	51	186	237	77	109	0	34	56	20	461	7.1
Koufos	71	62	1419	216	392	.551	0	1	.000	38	62	.613	118	285	403	47	172	2	36	61	48	470	6.6
Farmar	2	0	35	4	12	.333	4	9	.444	0	0	---	1	2	3	9	1	0	2	3	0	12	6.0
Casspi	22	2	397	53	117	.453	11	29	.379	12	21	.571	20	70	90	26	23	0	10	17	1	129	5.9
Papagiannis	22	0	355	56	102	.549	0	2	.000	12	14	.857	24	62	86	20	44	0	3	24	17	124	5.6
Richardson	22	0	198	28	68	.412	8	28	.286	15	19	.789	3	20	23	11	23	0	5	8	1	79	3.6
KINGS	82	-	19880	3105	6734	.461	737	1960	.376	1483	1913	.775	715	2652	3367	1844	1667	9	627	1201	324	8430	102.8
OPPONENTS	82	-	19880	3153	6824	.462	896	2462	.364	1546	1988	.778	826	2689	3515	1941	1646	10	694	1304	420	8748	106.7

TEAM NOTES

- Kings Head Coach Dave Joerger guided the Kings to a 32-50 record (17-24 home, 15-26 road) in his first season as the team's head coach and the Kings' 32nd season in Sacramento.
- The Kings opened the brand new Golden 1 Center in downtown Sacramento and sold out all 41 home games, averaging 17,608 fans each game.
- On February 20, 2017, The Sacramento Kings acquired guards Buddy Hield, Tyreke Evans, Langston Galloway and 2017 first and second-round draft selections from the New Orleans Pelicans in exchange for forward/center DeMarcus Cousins and forward Omri Casspi.
- In games decided by three points or less, Sacramento was 10-6 on the season and 17-13 in games decided by five points or less.

G	DATE	SCORE	+/-	OPPONENT	W/L	REC	KINGS HI. SCORER/REBOUNDER	OPP. HI. SCORER/REBOUNDER	ATT
1	10/26	113-94	+19	@Phoenix	W	1-0	Cousins-24/Barnes-7	Booker-18/Chandler-10	18,055
2	10/27	94-102	-8	SAN ANTONIO	L	1-1	Cousins-37/Cousins-16	Leonard-30/Anderson-8	17,608
3	10/29	106-103	+3	MINNESOTA	W	2-1	Cousins-29/Cousins,Koufos-7	Wiggins-29/Dieng-13	17,608
4	10/31	95-106	-11	@Atlanta	L	2-2	Gay-22/Cousins-12	Howard-18/Millsap-13	12,501
5	11/1	96-108*	-12	@Miami	L	2-3	Cousins, Gay-30/Gay-12	Dragic-25/Whiteside-11	19,612
6	11/3	94-102	-8	@Orlando	L	2-4	Cousins-33/Cousins,Koufos,Lawson-7	Fournier-29/Gordon-11	17,026
7	11/5	91-117	-26	@Milwaukee	L	2-5	Temple-19/Koufos-7	Teletovic-22/Antetokounmpo-8	16,021
8	11/6	96-91	+5	@Toronto	W	3-5	Gay-23/Cousins-14	DeRozan-23/Patterson-9	19,800
9	11/8	102-94	+8	NEW ORLEANS	W	4-5	Cousins-28/Barnes-8	Davis-34/Asik-9	17,608
10	11/10	91-101	-10	L.A. LAKERS	L	4-6	Cousins-28/Cousins-9	Williams-21/Randle-8	17,608
11	11/11	120-122*	-2	@Portland	L	4-7	Cousins-33/Gay-14	Lillard-36/Harkless-8	19,918
12	11/16	105-110	-5	SAN ANTONIO	L	4-8	Cousins-26/Cousins-17	P.Gasol-24/Aldridge-8	17,608
13	11/18	115-121	-6	L.A. CLIPPERS	L	4-9	Cousins-38/Cousins-13	Griffin-29/Jordan-12	17,608
14	11/20	102-99	+3	TORONTO	W	5-9	Gay-23/Cousins-10	Lowry-25/Valanciunas-13	17,608
15	11/23	116-101	+15	OKLAHOMA CITY	L	6-9	Cousins-36/Cousins-13	Westbrook-31/Westbrook-11	17,608
16	11/25	104-117	-13	HOUSTON	L	6-10	Cousins-32/Cousins-9	Harden-23/Ariza,Capella-10	17,608
17	11/27	122-105	+17	@Brooklyn	W	7-10	Cousins-37/Cousins-11	Kilpatrick-22/Hamilton-10	13,646
18	11/28	95-101*	-6	@Washington	L	7-11	Cousins-36/Cousins-20	Beal-31/Oubre Jr.-11	12,751
19	12/2	92-97	-5	@Boston	L	7-12	Cousins-28/Barnes-16	Horford-26/Bradley,Jerebko-9	18,624
20	12/4	98-106	-8	@New York	L	7-13	Cousins-36/Cousins-13	Anthony,Rose-20/Porzingis-14	19,812
21	12/7	120-89	+31	@Dallas	W	8-13	Cousins-24/Cousins-13	Williams-20/Mejri-7	19,711
22	12/9	100-103	-3	NEW YORK	L	8-14	Cousins-28/Cousins-12	Anthony-33/Porzingis,O'Quinn-11	17,608
23	12/10	84-104	-20	@Utah	L	8-15	Gay-20/Cousins-10	Hayward-26/Gobert-15	19,331
24	12/12	116-92	+24	L.A. LAKERS	W	9-15	Cousins-31/Cousins-17	Russell-17/Randle-8	17,608
25	12/14	98-132	-34	@Houston	L	9-16	Temple-20/Tolliver-10	Anderson-22/Harden-11	15,039
26	12/16	96-92	+4	@Memphis	W	10-16	Cousins-22/Koufos-13	Gasol-20/Allen,Randolph-9	15,987
27	12/18	79-99	-20	@Dallas	L	10-17	Cousins-33/Koufos-9	Finney-Smith-17/Barnes-9	19,504
28	12/20	126-121	+5	PORTLAND	W	11-17	Cousins-55/Cousins-14	McCollum-36/Ma.Plumlee-13	17,608
29	12/21	94-93	+1	@Utah	W	12-17	Cousins-21/Cousins-8	Hayward-28/Gobert-14	19,195
30	12/23	109-105	+4	@Minnesota	W	13-17	Cousins-32/Cousins-7	LaVine-40/LTowns-13	13,288
31	12/26	102-100	+2	PHILADELPHIA	W	14-17	Cousins-30/Gay-9	Embiid-25/Saric-9	17,608
32	12/28	89-102	-13	@Portland	L	14-18	Cousins-28/Koufos-10	McCollum-20/Ma. Plumlee-14	19,665
33	12 31	98-112	-14	MEMPHIS	L	14-19	Cousins-26/Barnes,Koufos-8	Conley-22/Conley-8	17,608
34	1/ 3	120-113	+7	@Denver	W	15-19	Cousins-31/Cousins-6	Gallinari-24/Jokic,Nurkic-6	11,018
35	1/ 4	102-107	-5	MIAMI	L	15-20	Afflalo,Lawson,Temple-15/Barnes-7	T.Johnson-23/Richardson-8	17,608
36	1/ 6	98-106	-8	L.A. CLIPPERS	L	15-21	Cousins-25/Cousins-11	Rivers-24/Speights-11	17,608
37	1/ 8	106-117	-12	GOLDEN STATE	L	15-22	Gay-23/Cousins-10	Curry-30/Durant,Green,Iguodala, Pachulia-7	17,608
38	1/ 10	100-94	+6	DETROIT	W	16-22	Cousins-24/Cousins-11	Caldwell-Pope-21/Drummond-12	17,608
39	1/ 13	108-120	-12	CLEVELAND	L	16-23	Cousins-26/Gay-10	Irving-26/Love-17	17,608
40	1/ 15	118-122	-4	OKLAHOMA CITY	L	16-24	Cousins-31/Cousins-11	Westbrook-36/Kanter-12	17,608
41	1/ 18	100-106	-6	INDIANA	L	16-25	Cousins-25/Cousins-12	George-24/Teague-7	17,608
42	1/ 20	91-107	-16	@Memphis	L	16-26	Cousins-19/Cousins-10	Gasol-28/Allen,Randolph-10	16,991
43	1/ 21	99-102	-3	@Chicago	L	16-27	Cousins-42/Cousins-14	Wade-30/Felicio-10	21,606
44	1/ 23	109-104	+5	@Detroit	W	17-27	Cousins-22/Cousins-13	Jackson-18/Drummond-12	14,017
45	1/ 25	116-112*	+4	@Cleveland	W	18-27	Cousins-28/Cousins-11	James-24/Love-16	20,562
46	1/ 27	111-115*	-4	@Indiana	L	18-28	Collison,Cousins-26/Cousins-16	George-33/Teague-8	17,522
47	1/ 28	109-106	+3	@Charlotte	W	19-28	Cousins-35/Cousins-18	Walker-26/Batum,Hawes-7	18,597
48	1/30+	119-122	-3	@Philadelphia	L	19-29	Cousins-46/Cousins-15	Covington-23/Covington-10	15,840
49	1/31	83-105	-22	@Houston	L	19-30	Cousins-16/Barnes-11	Anderson-25/Anderson,Capela-11	15,187
50	2/3	103-105	-2	PHOENIX	L	19-31	Collison-22/Cousins-11	Booker-33/Chandler-12	17,608
51	2/4	109-106*	+3	GOLDEN STATE	W	20-31	Cousins-32/Barnes-14	Curry-35/Durant-9	17,608
52	2/6	107-112	-5	CHICAGO	L	20-32	Lawson-22/Cousins-14	Wade-31/Carter-Williams,Lopez,Wade-6	17,608
53	2/8	108-92	+16	BOSTON	W	21-32	Colison-26/Barnes,Koufos-11	Thomas-26/Olynyk-11	17,608
54	2/10	108-107	+1	ATLANTA	W	22-32	Collison,Cousins,McLemore-22/Cousins-11	Hardaway-28/Howard-11	17,608
55	2/12	105-99	+6	NEW ORLEANS	W	23-32	Cousins-28/Cousins-14	Davis-32/Davis-10	17,608
56	2/14	97-96	+1	@L.A. Lakers	W	24-32	Cousins-40/Cousins-12	Williams-29/Clarkson,Randle-7	19,997
57	2/15	86-109	-23	@Golden State	L	24-33	Barnes-15/Barnes-14	Thompson-35/McGee-10	19,596
58	2/23	116-100	+16	DENVER	W	25-33	Cauley-Stein-29/Cauley-Stein-10	Harris-23/Jokic-11	17,608
59	2/25	85-99	-14	CHARLOTTE	L	25-34	McLemore-18/Labissiere-13	Kaminsky-23/Kaminsky-13	17,608
60	2/27	88-102	-14	MINNESOTA	L	25-35	Cauley-Stein,Koufos,McLemore-14/Koufos-11	Towns-29/Towns-17	17,608
61	3/1	100-109	-9	BROOKLYN	L	25-36	Hield-16/Tolliver-6	Lopez-24/Booker,Lopez-8	17,608
62	3/5	109-110*	-1	UTAH	L	25-37	Lawson-19/Koufos-10	Hood-28/Gobert-23	17,608
63	3/6	96-108	-12	@Denver	L	25-38	Collison-17/Koufos-9	Chandler-36/Chandler,Plumlee-11	11,614
64	3/8	104-114	-10	@San Antonio	L	25-39	Evans-26/Koufos-10	Ginobli-19/Lee-10	18,418
65	3/10	122-130*	-8	WASHINGTON	L	25-40	Cauley-Stein-20/Cauley-Stein-13	Beal-38/Beal-10	17,608
66	3/11	92-105	-13	DENVER	L	25-41	Hield-17/Koufos-8	Harris-24/Jokic-14	17,608
67	3/13	120-115	+5	ORLANDO	W	26-41	Collison,Tolliver-19/ Cauley-Stein-8	Vucevic-23/Payton-10	17,608
68	3/15	107-101	+6	@Phoenix	W	27-41	Labissiere-32/Cauley-Stein,Labissiere-11	Warren-24/Williams-11	17,196
69	3/18	94-110	-16	@Oklahoma City	W	27-42	Papagiannis-14/Papagiannis-11	Westbrook-28/Adams-13	18,203
70	3/19	102-118	-16	@San Antonio	L	27-43	Hield,Cauely-Stein-18/Papagiannis-10	Gasol-22/Gasol-9	18,418
71	3/22	104-113	-18	MILWAUKEE	L	27-44	Hield-21/Cauley-Stein,Labissiere-8	Antetokounmpo-32/ Antetokounmpo 14	17,608
72	3/24	100-114	-14	@Golden State	L	27-45	Hield-22/Labissiere-10	Curry-27/McGee-10	19,596
73	3/26	98-97	+1	@L.A. Clippers	W	28-45	Collison-19/Cauley-Stein-14	Jordan-20/Jordan-11	19,060
74	3/27	91-90	+1	MEMPHIS	W	29-45	Collison-23/Cauley-Stein-9	Conley-22/Randolph-15	17,608
75	3/29	82-112	-30	UTAH	L	29-46	McLemore-22/Cauley-Stein-8	Hayward-20/Gobert-15	17,608
76	3/31	89-117	-28	@New Orleans	L	29-47	McLemore-15/Cauley-Stein-14	Cousins-37/Cousins-13	17,304
77	4/1	123-117	+6	@Minnesota	W	30-47	Hield-22/Cauley-Stein-10	Wiggins-32/Towns-11	18,960
78	4/4	98-87	+1	DALLAS	W	31-47	McLemore-22/Cauley-Stein-16	Brussino-13/Noel-10	17,608
79	4/7	94-98	-4	@L.A. Lakers	L	31-48	Labissiere-19/Papagiannis-10	Randle-25/Nance Jr.-11	18,997
80	4/9	128-135	-7	HOUSTON	L	31-49	Labissiere-25/Cauley-Stein-10	Harden-35/Harden-11	17,608
81	4/11	129-104	+25	PHOENIX	W	32-49	Hield-30/Lawson,McLemore-10	Ulis-27/Williams-11	17,608
82	4/12	95-115	-20	@L.A. Clippers	L	32-50	Cauley-Stein-19/Cauley-Stein-14	Jordan,Redick-18/Jordan-17	19,060

* = OT

\+ = postponed to later date



Front row — from left to right: Kings Head Coach David Joerger, Vince Carter, Justin Jackson, De'Aaron Fox, Buddy Hield, Bogadan Bodganovic, Frank Mason III, Head Coach Elston Turner. **Second row (L to R):** Assistant Coach Duane Ticknor, Assistant Coach Bryan Gates, Assistant Coach Phil Ricci, Assistant Coach Bob Thornton, Iman Shumpert, Skal Labissiere, Zach Randolph, Kosta Koufos, Willie Cauley-Stein, Garrett Temple, Director of Sports Medicine Pete Youngman, Assistant Coach Larry Lewis, Assistant Coach Jason March, Assistant Coach/Scout Dan Hartfield, Assistant Coach JennyBoucek. **Last row (L to R):** Bruno Caboclo, Jack Cooley, Harry Giles III, Jakarr Sampson

FINAL STATISTICS

PLAYER	G	GS	MIN	FG	FGA	PCT	3FG	3FGA	3PCT	FT	FTA	PCT	OFF	DEF	TOT	AST	PF	DQ	STL	TO	BLK	PTS	AVG
Randolph	59	58	1508	361	763	.473	51	147	.347	84	107	.785	97	300	397	127	119	0	42	116	10	857	14.5
Hield	80	13	2024	416	933	.446	176	408	.431	71	81	.877	55	252	307	155	148	0	85	124	22	1079	13.5
Cauley-Stein	73	57	2044	388	773	.502	3	12	.250	153	247	.619	131	379	510	172	185	2	77	109	67	932	12.8
Bogdanovic	78	52	2175	344	772	.446	129	329	.392	100	119	.840	31	192	223	258	172	0	72	125	16	917	11.8
Fox	73	61	2026	328	797	.412	47	153	.307	141	195	.723	33	171	204	320	163	1	70	173	20	844	11.6
Hill	43	36	1143	153	326	.469	58	128	.453	77	99	.778	22	95	117	119	75	0	39	60	12	441	10.3
Labissiere	60	29	1240	205	458	.448	18	51	.353	95	118	.805	99	189	288	72	132	0	25	73	49	523	8.7
Temple	65	35	1615	199	476	.418	89	227	.392	60	78	.769	22	130	152	124	135	0	57	79	27	547	8.4
Mason	52	2	984	144	380	.379	31	86	.360	94	115	.817	30	100	130	147	72	0	34	65	10	413	7.9
Koufos	71	12	1391	222	389	.571	0	0	---	33	74	.446	149	323	472	87	146	0	47	49	32	477	6.7
Jackson	68	41	1506	185	419	.442	57	185	.308	26	36	.722	27	160	187	74	81	0	28	40	13	453	6.7
Cooley	7	0	87	13	27	.481	0	0	---	14	19	.737	14	16	30	6	13	0	1	3	0	40	5.7
Carter	58	4	1026	114	283	.403	57	165	.345	28	37	.757	18	130	148	69	96	0	42	36	26	313	5.4
Sampson	22	6	344	44	81	.543	5	10	.500	10	16	.625	21	57	78	9	48	0	8	8	22	103	4.7
Shumpert (TOT)	14	6	276	22	58	.379	7	26	.269	11	15	.733	7	34	41	17	22	0	9	16	4	62	4.4
Richardson	25	4	319	29	88	.330	12	39	.308	17	22	.773	5	28	33	13	27	0	10	10	1	87	3.5
Hayes (TOT)	9	0	122	11	33	.333	4	16	.250	1	3	.333	4	18	22	6	8	0	2	2	3	27	3.0
Hayes (SAC)	5	0	105	8	28	.286	2	12	.167	0	2	.000	4	18	22	4	8	0	2	1	3	18	3.6
Caboclo (TOT)	12	0	106	9	31	.290	3	17	.176	5	6	.833	7	15	22	4	8	0	3	4	4	26	2.2
Caboclo (SAC)	10	0	100	9	29	.310	3	15	.200	5	6	.833	7	14	21	3	7	0	2	4	4	26	2.6
Papagiannis	16	0	118	17	41	.415	0	0	---	0	0	---	12	24	36	9	12	0	2	8	6	34	2.1
KINGS	82	-	19755	3179	7063	.450	738	1967	.375	1008	1371	.735	777	2578	3355	1768	1639	3	643	1125	340	8104	98.8
OPPONENTS	82	-	19755	3177	6759	.470	976	2586	.377	1347	1760	.765	745	2843	3588	1939	1422	4	636	1175	389	8677	105.8

TEAM NOTES

- Kings Head Coach Dave Joerger led the Kings to a 27-55 record (14-27 home, 13-28 road) in his second season as the team's head coach and the Kings' 33rd season in Sacramento. Joerger picked up his 200th career win as a head coach on Mar. 9 versus Orlando.
- The Kings made the second most buzzer beaters this season tied with the Houston Rockets with five as De'Aaron Fox (11/9, 1/25) and Bogdan Bogdanovic (11/27, 4/6) each made two while Skal Labisiere knocked down one of his own (3/4).
- On February 8, 2018, the Sacramento Kings made two deadline day trade deals. In a trade with the Cavaliers, the Kings acquired Iman Shumpert and Joe Johnson as well as a 2020 second-round draft pick, the rights to Dimitrios Agravanis and cash considerations in exchange for guard George Hill and the rights to center Arturas Gudaitis. In the second deal with Toronto, Sacramento swapped forward Bruno Caboclo for guard Malachi Richardson.
- When holding opponents to under 100 points, Sacramento finished the season with a record of 18-7.
- The Kings ended the season undefeated in overtime after the team was able to win all three games that went past regulation.
- Bogdan Bogdanovic earned 2017-18 All-Rookie Second Team honors after averaging 11.8 ppg (.446 FG%, .392 3pt%, .840 FT%), 2.9 rpg, 3.3 apg, 0.9 spg and 27.9 mpg in 78 games, 52 of which he started.
- The Kings snapped a six-game skid to the Miami Heat as well as a 16-game road losing streak in Miami after defeating the Heat, 89-88, on Jan. 25, 2018. Sacramento went on to beat the Heat, 123-119, in overtime at the Golden 1 Center on Mar. 14, 2018 marking the first season since 2001-02 that the Kings swept the Heat.
- The Kings ended an eight-game road losing streak to the Warriors on Nov. 27, 2017. Sacramento would go on to also win the second road game the series on Mar. 16, 2018 marking the first time the team won both games in Oakland in the same year since the 2002-03 season. Over the past five seasons, only two others teams have knocked off the Warriors twice at Oracle Arena in the same season. The Denver Nuggets and San Antonio Spurs both won two contests in Oakland during the 2013-14 season.

G	DATE	SCORE	+/-	OPPONENT	W/L	REC	KINGS HI. SCORER/REBOUNDER	OPP. HI. SCORER/REBOUNDER	ATT
1	10/18	100-105	-5	HOUSTON	L	0-1	Cauley-Stein-21/Cauley-Stein, Labissiere-10	Harden-27/Capela-17	17,583
2	10/20	93-88	+5	@Dallas	W	1-1	Hill-21/Cauley-Stein-11	Barnes-24/Nowitzki-9	19,273
3	10/21	79-96	-17	@Denver	L	1-2	Fox-18/Randolph-9	Millsap,Faried-18/Chandler-12	19,520
4	10/23	115-117	-2	@Phoenix	L	1-3	Temple-23/Koufos-9	Booker-22/Chandler-14	14,903
5	10/26	106-114	-8	NEW ORLEANS	L	1-4	Fox-14/Randolph-9	Cousins-41/Cousins-23	17,583
6	10/29	83-110	-27	WASHINGTON	L	1-5	Bogdanovic-15/Koufos-10	Wall-19/Gortat-9	17,583
7	10/31	83-101	-18	@Indiana	L	1-6	Fox-18/Cauley-Stein, Hield, Koufos, Labissiere-7	Bogdanovic-17/Sabonis-16	12,245
8	11/1	86-113	-27	@Boston	L	1-7	Hield-17/Hield-7	Brown,Irving-22/Theis-10	18,624
9	11/4	99-108	-9	@Detroit	L	1-8	Randolph-19/Hield-8	Bradley-24/Drummond-19	17,683
10	11/7	94-86	+8	OKLAHOMA CITY	W	2-8	Hield-21/Randolph-8	Westbrook-20/Westbrook-12	17,583
11	11/9	109-108	+1	PHILADELPHIA	W	3-8	Randolph-20/Koufos-12	Covington-24/Embiid-15	17,583
12	11/11	91-118	-27	@New York	L	3-9	Labissiere-19/Koufos-10	Porzingis-34/Kanter-13	19,812
13	11/13	92-110	-18	@Washington	L	3-10	Hill-16/Randolph-9	Wall-21/Mahinmi-9	14,660
14	11/15	80-126	-4	@Atlanta	L	3-11	Randolph-16/Jackson,Koufos,Randolph-4	Schroder-21/Dedmon-14	13,860
15	11/17	86-82	+4	PORTLAND	W	4-11	Cauley-Stein-22/Cauley-Stein-10	Lillard-29/Davis-8	17,583
16	11/18	90-102	-12	@Portland	L	4-12	Cauley-Stein-18/Cauley-Stein-9	McCollum-25/Davis-8	19,522
17	11/20	98-114	-16	DENVER	L	4-13	Hill,Koufos-16/Randolph-6	Barton-25/Jokic-14	17,583
18	11/22	113-102	+11	L.A. LAKERS	W	5-13	Cauley-Stein-26/Labissiere-8	Caldwell-Pope-20/Randle-8	17,583
19	11/25	95-97	-2	LA CLIPPERS	L	5-14	Hield-27/Randolph-7	Griffin-33/Jordan-16	17,583
20	11/27	110-106	+4	@Golden State	W	6-14	Cauley-Stein-19/Cauley-Stein-8	Thompson-21/West-7	19,596
21	11/28	87-112	-25	MILWAUKEE	L	6-15	Temple-18/Cauley-Stein-10	Antetokounmpo-32/Brogdon-7	17,583
22	12/1	107-106	+1	@Chicago	W	7-15	Randolph-25/Randolph-13	Grant-17/Nwaba-9	19,268
23	12/2	104-109	-5	@Milwaukee	L	7-16	Randolph-22/Randolph-7	Antetokounmpo-33/Antetokounmpo-13	15,581
24	12/6	95-101	-6	@Cleveland	L	7-17	Randolph-18/Sampson-16	James-32/Love-13	20,562
25	12/8	116-109*	-+7	@New Orleans	W	8-17	Randolph-35/Randolph-13	Cousins-38/Cousins-11	15,019
26	12/10	87-102	-15	TORONTO	L	8-18	Randolph-19/Randolph-11	DeRozan-25/Lowry-12	17,583
27	12/12	99-92	+7	PHOENIX	W	9-18	Hill-18/Koufos-8	Warren-18/Chandler-10	17,583
28	12/14	96-119	-23	@Minnesota	L	9-19	Hill-16/Randolph-9	Towns-30/Towns-14	11,126
29	12/17	93-108	-15	@Toronto	L	9-20	Bogdanovic,Temple-18/Cauley-Stein,Koufos-6	DeRozan-21/Valanciunas-15	19,800
30	12/19	101-95	+6	@Philadelphia	W	10-20	Randolph-27/Temple-8	Covington-17/Simmons-12	20,558
31	12/20	104-99	+5	@Brooklyn	W	11-20	Hill-22/Cauley-Stein-9	Dinwiddie-16/Hollis-Jefferson-10	13,179
32	12/23	99-108	-9	SAN ANTONIO	L	11-21	Hield-24/Cauley-Stein-11	Alrdidge-29/Gasol-11	17,583
33	12/26	95-122	-27	@LA Clippers	L	11-22	Cauley-Stein-17/Cauley-Stein-7	Harrell-22/Jordan-15	16,393
34	12/27	109-95	+14	CLEVELAND	W	12-22	Carter-24/Cauley-Stein-9	Love-23/James-10	17,583
35	12/29	101-111	-10	PHOENIX	L	12-23	Randolph-14/Cauley-Stein-9	Booker,Warren-26/Chandler-11	17,583
36	12/31	96-114	-18	MEMPHIS	L	12-24	Cauley-Stein-21/Cauley-Stein-8	Evans-26/Davis-9	17,583
37	1/ 2	111-131	-20	CHARLOTTE	L	12-25	Randolph-24/Labissiere-15	Batum-21/Howard-8	17,583
38	1/ 6	106-98	+8	DENVER	W	13-25	Fox-18/Carter-8	Lyles-19/Lyles-9	17,583
39	1/ 8	100-107	-7	SAN ANTONIO	L	13-26	Cauley-Stein-22/Cauley-Stein-9	Aldridge-31/Aldridge-12	17,583
40	1/ 9	86-99	-13	@L.A. Lakers	L	13-27	Bogdanovic-19/Koufos-15	Randle-22/Randle-14	18,997
41	1/ 11	115-121	-6	LA CLIPPERS	L	13-28	Bogdanovic-22/Koufos-14	L. Williams-30/Griffin-12	17,583
42	1/ 13	105-126	-21	@LA Clippers	L	13-29	Cauley-Stein-23/Cauley-Stein-13	L. Williams-26/Reed-13	16,656
43	1/ 15	88-95	-13	@Oklahoma City	L	13-30	Hield-16/Labissiere-8	Anthony-20/Westbrook-16	18,203
44	1/ 17	105-120	-15	UTAH	L	13-31	Cauley-Stein-26/Cauley-Stein-10	Mitchell-34/Favors-11	17,583
45	1/ 19	88-106	-18	@Memphis	L	13-32	Fox-16/Cauley-Stein-11	D. Brooks-22/Green-10	16,831
46	1/ 22	107-112	-5	@Charlotte	L	13-33	Labissiere-23/Cauley-Stein-10	Walker-26/Howard-16	11,806
47	1/ 23	105-99	+6	@Orlando	W	14-33	Temple-34/Cauley-Stein,Labissiere-9	Fournier-22/Gordon-12	18,846
48	1/25	89-88	+1	@Miami	W	15-33	Hield-24/Randolph-10	Dragic-23/Whiteside-14	19,600
49	1/28	98-113	-15	@San Antonio	L	15-34	Fox-26/Koufos-12	Forbes-23/Gasol-11	18,418
50	1/30	114-103	+11	@New Orleans	W	16-34	Randolph-26/Koufos-17	Davis-23/Davis-13	14,292
51	2/2	104-119	-15	GOLDEN STATE	L	16-35	Randolph-18/Randolph-7	Durant-33/Paculia-13	17,583
52	2/3	99-106	-7	DALLAS	L	16-36	Fox,Temple-15/Cauley-Stein-8	Barnes-18/Powell-9	17,583
53	2/5	104-98	+6	CHICAGO	W	17-36	Bogdanovic-15/Randolph-9	LaVine-27/Portis-14	17,583
54	2/9	100-118	-18	PORTLAND	L	17-37	Cauley-Stein-19/Randolph-9	Lillard-50/Davis-14	17,583
55	2/11	106-111	-5	@Minnesota	L	17-38	Fox-23/Koufos-10	Towns-29/Towns,Wiggins-8	18,068
56	2/13	114-109	+5	@Dallas	W	18-38	Randolph-22/Koufos,Randolph-7	Barea-19/Nowitzki,Powell-6	19,801
57	2/14	91-100	-9	@Houston	L	18-39	Bogdanovic-20/Cauley-Stein,Koufos-8	Harden-28/Capela-11	18,055
58	2/22	107-110	-3	OKLAHOMA CITY	L	18-40	Randolph-29/Randolph-12	George-26/Westbrook-15	17,583
59	2/24	108-113	-5	L.A. LAKERS	L	18-41	Bogdanovic,Hield-21/Cauley-Stein-15	Caldwell-Pope-34/Randle-13	17,583
60	2/26	100-118	-18	MINNESOTA	L	18-42	Labissiere-20/Cauley-Stein,Hield-5	Towns-26/Towns-17	17,583
61	2/27	99-116	-17	@Portland	L	18-43	Randolph-20/Cauley-Stein-10	Lillard-26/Davis-12	19,468
62	3/1	116-111*	+5	BROOKLYN	W	19-43	Bogdanovic-23/Koufos-11	Carroll-22/Allen-13	17,583
63	3/3	91-98	-7	UTAH	L	19-44	Fox-17/Labissiere-12	Mitchell-27/Gobert-12	17,583
64	3/4	102-99	+3	NEW YORK	W	20-44	Bogdanovic-22/Koufos-8	Hardaway-24/Kanter-16	17,583
65	3/7	101-114	-13	NEW ORLEANS	L	20-45	Hield-20/Koufos-10	Mirtoic-26/Mirotic-10	17,583
66	3/9	94-88	+6	ORLANDO	W	21-45	Temple-23/Koufos-13	Simmons-25/Biyombo-7	17,583
67	3/11	104-130	-26	@Denver	L	21-46	Hield-18/Koufos-10	G. Harris-21/Jokic-11	19,520
68	3/12	101-106	-5	@Oklahoma City	L	21-47	Bogdanovic-19/Koufos-10	Anthony, George-21/Westbrook-10	18,203
69	3/14	123-119*	+4	MIAMI	W	22-47	Hield-24/Cauley-Stein,Randolph-9	Dragic-33/Adebayo-16	17,583
70	3/16	98-93	+5	@Golden State	W	23-47	Hield-22/Koufos-12	Cook-25/Green-10	19,596
71	3/17	97-103	-6	@Utah	L	23-48	Hield-23/Hield,Koufos,Mason-6	Mitchell-28/Gobert-13	18,306
72	3/19	90-106	-16	DETROIT	L	23-49	Hield-20/Cauley-Stein,Hield-6	Griffin-26/Drummond-16	17,583
73	3/22	105-90	+15	ATLANTA	W	24-49	Jackson-20/Koufos-11	Taylor-18/Dedmon-10	17,583
74	3/25	93-104	-11	BOSTON	L	24-50	Hield-21/Koufos-9	Rozier-33/Monroe-8	17,583
75	3/27	97-103	-6	DALLAS	L	24-51	Labissiere-19/Jackson,Labissiere-8	Barnes-20/Kleber-9	17,583
76	3/29	103-106	-3	INDIANA	L	24-52	Bogdanovic-21/Cauley-Stein,Hield-7	Bogdanovic-25/Sabonis,Young-8	17,583
77	3/31	96-112	-16	GOLDEN STATE	L	24-53	Hield-19/Cauley-Stein-9	Durant-27/Durant-10	17,583
78	4/1	84-83	+1	@L.A. Lakers	W	25-53	Hield-19/Labissiere-9	Randle-19/Zubac-10	18,997
79	4/3	94-97	-3	@Phoenix	L	25-54	Bogdanovic-22/Fox-9	Jackson-28/Len-15	16,826
80	4/6	94-93	+1	@Memphis	W	26-54	Cauley-Stein-18/Cauley-Stein-8	M. Brooks-23/Rabb-11	16,527
81	4/9	85-98	-13	@San Antonio	L	26-55	Cauley-Stein-25/Cauley-Stein-10	Gay-18/Alrdidge-14	18,418
82	4/11	96-83	+3	HOUSTON	W	27-55	Cauley-Stein-22/Cauley-Stein-11	Green-31/Black-11	17,583

* = OT

BACK TO TABLE OF CONTENTS



Front row — from left to right: Kings Head Coach David Joerger, Yogi Ferrell, Harrison Barnes, Buddy Hield, De'Aaron Fox, Bogdan Bogdanovic, Alec Burks, Frank Mason III, Associate Head Coach Elston Turner. **Second row (L to R):** Assistant Coach Duane Ticknor, Assistant Coach Bryan Gates, Assistant Coach Phil Ricci, Assistant Coach Bob Thornton, Corey Brewer, Nemanja Bjelica, Willie Cauley-Stein, Kosta Koufos, Marvin Bagley III, Harry Giles III, Assistant Coach Larry Lewis, Assistant Coach Jason March, Assistant Coach/Advance Scout Dan Hartfield, Player Devlopment Coach Bobby Jackson. **Last row (L to R):** Troy Williams, Wenyen Gabriel, Caleb Swanigan

FINAL STATISTICS

PLAYER	G	GS	MIN	FG	FGA	PCT	3FG	3FGA	3PCT	FT	FTA	PCT	OFF	DEF	TOT	AST	PF	DQ	STL	TO	BLK	PTS	AVG
Hield	82	82	2615	623	1360	.458	278	651	.427	171	193	.886	106	306	412	205	202	2	58	146	33	1695	20.7
Fox	81	81	2546	505	1102	.458	86	232	.371	303	417	.727	43	261	304	590	204	0	133	227	45	1399	17.3
Barnes (TOT)	77	77	2533	431	1027	.420	174	441	.395	229	278	.824	57	304	361	115	122	0	50	98	13	1265	16.4
Barnes (SAC)	28	28	949	141	310	.455	53	130	.408	64	80	.800	21	133	154	53	43	0	17	30	2	399	14.3
Bagley	62	4	1567	356	706	.504	30	96	.313	181	262	.691	162	309	471	62	120	2	33	98	59	923	14.9
Bogdanovic	70	17	1947	361	863	.418	134	372	.360	134	162	.827	40	203	243	267	142	1	72	117	15	990	14.1
Cauley-Stein	81	81	2213	412	741	.556	1	2	.500	140	254	.551	181	497	678	194	227	1	96	84	51	965	11.9
Bjelica	77	70	1788	284	593	.479	103	257	.401	70	92	.761	125	319	444	147	197	2	54	82	56	741	9.6
Shumpert	42	40	1099	133	348	.382	74	202	.366	34	41	.829	19	110	129	91	92	1	47	38	20	374	8.9
Burks (TOT)	64	24	1375	192	474	.405	61	168	.363	116	141	.823	30	205	235	128	91	0	39	65	21	561	8.8
Burks (SAC)	13	0	127	9	20	.450	0	6	.000	4	5	.800	2	20	22	10	7	0	8	4	1	22	1.7
Giles	58	0	820	175	348	.503	0	6	.000	58	91	.637	66	156	222	85	150	3	31	73	22	408	7.0
Jackson	52	3	1083	125	295	.424	55	159	.346	41	50	.820	25	121	146	68	67	0	23	22	13	346	6.7
Ferrell	71	3	1067	153	352	.435	54	149	.362	60	67	.896	13	96	109	137	64	0	36	40	4	420	5.9
Williams	21	0	312	44	98	.449	14	44	.318	9	15	.600	12	47	59	11	37	0	10	9	8	111	5.3
Mason	38	0	435	71	169	.420	14	64	.219	39	57	.684	6	37	43	84	34	0	16	36	4	195	5.1
Brewer (TOT)	31	3	492	53	123	.431	14	44	.318	31	43	.721	26	50	76	39	63	0	32	19	7	151	4.9
Brewer (SAC)	24	0	352	33	74	.446	10	30	.333	22	30	.733	22	37	59	29	47	0	20	11	5	98	4.1
McLemore	19	0	158	25	64	.391	17	41	.415	8	12	.667	3	14	17	4	22	0	6	5	3	75	3.9
Koufos	42	1	502	73	153	.477	0	0	---	10	24	.417	52	125	177	36	68	0	15	27	18	156	3.7
Johnson (TOT)	7	0	49	9	18	.500	3	7	.429	2	2	1.000	2	6	8	0	4	0	2	2	0	23	3.3
Johnson (SAC)	1	0	6	1	2	.500	0	1	.000	0	0	---	0	0	0	0	1	0	0	0	0	2	2.0
Labissiere	13	0	113	13	30	.433	4	11	.364	6	11	.545	4	20	24	6	21	0	2	7	3	36	2.8
Swanigan (TOT)	21	0	178	18	53	.340	1	7	.143	6	9	.667	17	47	64	11	28	0	6	18	1	43	2.0
Swanigan (SAC)	3	0	33	4	9	.444	0	2	.000	0	2	.000	4	8	12	4	6	0	2	2	1	8	2.7
KINGS	82	-	19730	3541	7637	.464	927	2455	.378	1354	1865	.726	906	2819	3725	2083	1751	12	679	1095	363	9363	114.2
OPPONENTS	82	-	19730	3465	7430	.466	986	2837	.348	1539	1998	.770	917	3015	3932	2024	17538		618	1304	420	9455	115.3

TEAM NOTES

- The Kings finished the 2018-19 season with a 39-43 record marking a 12-win improvement from the previous season and the most wins since 2005-06. Sacramento went 24-17 at Golden 1 Center, the most home wins dating back to the 2007-08 season when the team went 26-15.
- Sacramento ended the season ranked Top-10 in the NBA in the following categories: Fourth in 3-point field goal percentage (.378), ninth in points (114.2) and offensive rebounds per game (11.05), seventh in turnovers per game (13.4) and 10th in steals per game (8.28), first in points off turnovers (19.3) and second in opponent turnovers (15.9). The Kings were third in pace this season (15.9) helping them average a league-best 20.9 fast break points.
- Guard De'Aaron Fox ranked eighth in assists per game (7.3) and ninth in steals per game in NBA (1.64) while guard Buddy Hield was seventh in 3-point field goal percentage (.427) and eighth in free throw percentage (.886) among league leaders.
- Guard Buddy Hield set the franchise single-season record with 278 3-pointers, the fourth most in the NBA in 2018-19. Sacramento knocked down 927 shots from beyond the arc breaking the previous record with nearly 200 makes from 3-point distance.
- Forward Marvin Bagley III earned 2018-19 All-Rookie First Team honors after averaging 14.9 ppg (.504 FT%, .313 3pt%, .688 FT%), 7.6 rpg, 1.0 apg, 0.5 spg, 1.0 bpg and 25.3 mpg in 62 games, four of which he started.
- The Kings beat the Suns in a wire-to-wire win on Dec. 4, 122-105 after holding Phoenix to nine points in the first quarter, the lowest since at least 1954 when Rochester held the Philadelphia Warriors to 10 points in the opening 12 minutes on Feb. 17, 1955. Sacramento outscored the Suns, 36-9, in the first frame for the largest point differential in a quarter in the Sacramento era as it is only the second game in franchise history where the team outscored their opponent by 27 points in a quarter.
- On Jan. 5, Sacramento and Golden State set the NBA record for combined 3-pointers in a game with 41. The record was broken on Jan. 16, but remains the only game where two teams, Sacramento (20) and Golden State (21), each had 20-plus makes from 3-point range.
- With a win at Oklahoma City on Feb. 23, Sacramento picked up third win in four games, marking its first series victory over the Thunder since OKC's relocation from Seattle after the 2007-08 season.
- The Kings won seven consecutive home contests from Jan. 7 to Feb. 4, which is their longest home winning streak since Sacramento won 14 straight at home from Jan. 15 to Mar 16, 2006.
- Sacramento defeated San Antonio on Mar. 31, 113-106, for their third straight win against the Spurs sweeping the season series for the first time in franchise history.

G	DATE	SCORE	+/-	OPPONENT	W/L	REC	KINGS HI. SCORER/REBOUNDER	OPP. HI. SCORER/REBOUNDER	ATT
1	10/17	117-123	-4	UTAH	L	0-1	Cauley-Stein-23/Bjelica-8	Mitchell-24/Gobert-15	17,583
2	10/19	129-149	-20	@New Orleans	L	0-2	Cauley-Stein-20/Bagley III-8	Mirotic-36/Randle-14	18,337
3	10/21	131-120	+11	@Oklahoma City	W	1-2	Shumpert-26/Bagley III, Cauley-Stein-7	Westbrook-32/Adams-14	18,203
4	10/23	112-126	-14	@Denver	L	1-3	Bagley III-20/Bagley III-9	Murray-19/Jokic-12	13,214
5	10/24	97-92	+5	MEMPHIS	W	2-3	Hield-23/Bjelica, Jackson-11	Conely-27/Gasol-10	14,198
6	10/26	116-112	+4	WASHINGTON	W	3-3	Bjelica-26/Bjelica-12	Wall-26/Green, Oubre Jr.-9	14,101
7	10/29	123-113	+10	@Miami	W	4-3	Cauley-Stein-26/Cauley-Stein-13	Richardson-31/Whiteside-24	19,600
8	10/30	107-99	+8	@Orlando	W	5-3	Hield-25/Cauley-Stein, Hield-11	Gordon-18/Vucevic-15	15,074
9	11/1	146-115	+31	@Atlanta	W	6-3	Fox-31/Fox-10/Fox-15	Lin-23/Poythress-8/Young-10	12,095
10	11/4	109-144	-35	@Milwaukee	L	6-4	Jackson-22/Shumpert-7	Antetokounmpo-26/Anteokounmpo-15	17,341
11	11/7	105-114	-9	TORONTO	L	6-5	Cauley-Stein, Hield-24/Cauley-Stein-8	Leonard-25/Ibaka-14	17,583
12	11/9	121-110	+11	MINNESOTA	W	7-5	Cauely-Stein-25/Hield-10	Towns-39/Towns-19	17,583
13	11/10	86-101	-15	L.A. LAKERS	L	7-6	Fox-21/Cauley-Stein-12	James-25/Chandler-12	17,583
14	11/12	104-99	+5	SAN ANTONIO	W	8-6	Bogdanovic-22/Cauley-Stein-13	DeRozan-23/Aldridge-18	15,500
15	11/16	104-112	-8	MEMPHIS	L	8-7	Fox-23/Cauley-Stein, Williams-8	Jackson-27/Gasol-14	13,811
16	11/17	112-132	-20	@Houston	L	8-8	Hield-23/Bagley III-8	Harden-34/Capela-16	18,055
17	11/19	117-113	+4	OKLAHOMA CITY	W	9-8	Hield-25/Cauley-Stein-14	Westbrook-29/Adams-15	16,250
18	11/21	119-110	+9	@Utah	W	10-8	Cauley-Stein-23/Bjelica-8	Mitchell-35/Gobert-15	18,306
19	11/24	116-117	-1	@Golden State	L	10-9	Hield-28/Bagley III-17	Durant-44/Durant-13	19,596
20	11/25	112-133	-21	UTAH	L	10-10	Bogdanovic-20/Giles-8/Giles-6	Rubio-27/Gobert-15/Ingles-6	16,048
21	11/29	121-133	-12	LA CLIPPERS	L	10-11	Bogdanovic-26/Bagley III, Cauley-Stein-10	Harris-28/Harrell, Harris-6	17,583
22	12/1	111-10	+1	INDIANA	W	11-11	Bogdanovic-20/Cauley-Stein-13	Bogdanovic-27/Turner-12	17,583
23	12/4	122-105	+17	@Phoenix	W	12-11	Hield-20/Bjelica-7	Melton-21/Holmes-10	12,977
24	12/7	129-110	+19	@Cleveland	W	13-11	Fox-30/Koufos-8	Clarkson-26/Burks, Nance Jr.-7	19,432
25	12/8	97-107	-10	@Indiana	L	13-12	Hield-20/Bjelica-12	T. Young-20/Turner-13	16,867
26	12/10	108-89	+19	@Chicago	W	14-12	Fox-25/Cauley-Stein-16	LaVine-19/Carter Jr., Portis-8	18,164
27	12/12	141-130	+11	MINNESOTA	W	15-12	Bjelica-25/Bagley III-10	Wiggins-25/Towns-11	15,770
28	12/14	125-130	-5	GOLDEN STATE	L	15-13	Hield-27/Cauley-Stein-11	Curry-35/Green-14	17,583
29	12/16	120-113	+7	@Dallas	W	16-13	Fox, Hield-28/Bjelica-11	Doncic-28/Jordan-23	19,935
30	12/17	105-132	-27	@Minnesota	L	16-14	Hield-21/Koufos-8	Wiggins-17/Towns-14	12,417
31	12/19	113-132	-19	OKLAHOMA CITY	L	16-15	Hield-37/Cauley-Stein-7	George-43/Adams-23	17,583
32	12/21	102-99	+3	MEMPHIS	W	17-15	Hield-28/Cauley-Stein-13	Conley-23/Green-9	16,369
33	12/23	122-117	+5	NEW ORLEANS	W	18-15	Hield-28/Cauley-Stein-17	Holiday-27/Davis-17	16,643
34	12/26	118-127	-9	@LA Clippers	L	18-16	Fox-19/Fox, Hield-6	Williams-24/Harrell-9	19,068
35	12/27	117-116	+1	L.A. LAKERS	W	19-16	Bogdanovic-23/Cauley-Stein, Fox-9	Kuzma-33/Chandler-10	17,583
36	12/30	114-121	-7	@L.A. Lakers	L	19-17	Fox-26/Cauley-Stein-12	Caldwell-Pope-26/McGee-12	18,997
37	1/1	108-113*	-5	PORTLAND	L	19-18	Hield-27/Bjelica-15	Lillard-25/Nurkic-23	17,583
38	1/3	113-117	-4	DENVER	L	19-19	Hield-29/Bjelica, Cauely-Stein-6	Murray-36/Jokic-13	17,583
39	1/5	123-127	-4	GOLDEN STATE	L	19-20	Hield-32/Cauley-Stein-13	Curry-42/Jerebko-8	17,583
40	1/7	111-95	+16	ORLANDO	W	20-20	Fox-20/Cauley-Stein-11	Ross-20/Vucevic-13	18,997
41	1/8	111-115	-4	@Phoenix	L	20-21	Fox-24/Cauley-Stein-7	Oubre Jr.-26/Ayton-12	13,977
42	1/10	112-102	+10	DETROIT	W	21-21	Hield-18/Cauley-Stein-14	Johnson-16/Drummond, Leur-11	16,916
43	1/12	104-97	+7	CHARLOTTE	W	22-21	Bogdanovic-22/Cauley-Stein-12	Walker-31/Biyombo-10	17,583
44	1/14	115-107	+8	PORTLAND	W	23-21	Hield-19/Bagley III-11	Lillard-35/Aminu, Nurkic-11	17,583
45	1/17	95-114	-19	@Charlotte	L	23-22	Hield-24/Cauley-Stein-11	Walker-23/Hernangomez-16	15,431
46	1/19	103-101	+2	@Detroit	W	24-22	Hield-35/Hield-9	Griffin-38/Pachulia-12	15,377
47	1/21	94-123	-29	@Brooklyn	L	24-23	Bogdanovic-22/Hield-7	Russell-31/Davis-16	14,233
48	1/22	105-120	-15	@Toronto	L	24-24	Bagley-22/Bagley III-11	Lowry, VanVleet-19	19,800
49	1/25	99-96	+3	@Memphis	W	25-24	Hield-26/Bjelica-11	Casspi-18/Gasol-10	14,486
50	1/27	108-122	-14	@LA Clippers	L	25-25	Fox-21/Cauley-Stein-12	Harrell-25/Beverley-10	19,068
51	1/30	135-113	+22	ATLANTA	W	26-25	Giles-20/Bagley III-12	Young-23/Dedmon-9	17,583
52	2/2	115-108	+7	PHILADELPHIA	W	27-25	Hield-34/Bagley III-13	Butler, Embiid-29/Embiid-17	17,583
53	2/4	127-112	+15	SAN ANTONIO	W	28-25	Bagley-24/Bagley III-12	DeRozan-24/Aldridge-9	16,245
54	2/6	101-127	-26	HOUSTON	L	28-26	Hield-20/Bagley III, Hield-10	Harden-36/Faried-11	17,583
55	2/8	102-96	+6	MIAMI	W	29-26	Hield-23/Bagley III, Barnes, Cauley-Stein, Hield-10	Richardson-21/Whiteside-19	17,583
56	2/10	117-104	+13	PHOENIX	W	30-26	Bagley III-32/Bjelica, Cauley-Stein-8	Booker-27/Ayton, Holmes-9	17,583
57	2/13	118-120	-2	@Denver	L	30-27	Hield-25/Barnes-11	Millsap-25/Jokic-18	17,938
58	2/21	123-125	-2	@Golden State	L	30-28	Bagley III-28/Bagley-14	Curry-36/Cousins-10	19,596
59	2/23	119-116	+3	@Oklahoma City	W	31-28	Hield-34/Cauley-Stein-11	Westbrook-41/George-13	18,203
60	2/25	105-112	-7	@Minnesota	L	31-29	Bagley III-25/Bagley-11	Towns-34/Towns-21	13,691
61	2/27	140-141*	-1	MILWAUKEE	L	31-30	Hield-32/Barnes-14	Bledsoe-26/Bledose-12	17,583
62	3/1	109-116	-7	LA CLIPPERS	L	31-31	Hield-23/Cauley-Stein-12	Shamet-20/Green, Zubac-10	17,583
63	3/4	115-108	+7	NEW YORK	W	32-31	Hield-28/Barnes-10	Trier-29/Vonleh-13	17,034
64	3/6	109-111	-2	BOSTON	L	32-32	Barnes-24/Barnes, Hield-8	Tatum-24/Horford-11	17,583
65	3/9	102-94	+8	@New York	W	33-32	Fox-30/Cauley-Stein-12	Smith Jr.-18/Jordan-15	19,812
66	3/11	115-121	-5	@Washington	L	33-33	Fox-23/Bjelica-12	Beal-27/Portis-13	15,012
67	3/14	120-126	-6	@Boston	L	33-34	Hield-34/Cauley-Stein-13	Irving-31/Morris-13	18,624
68	3/15	114-123	-9	@Philadelphia	L	33-35	Barnes, Fox-16/Cauley-Stein-7	Butler-22/Embiid-17	20,704
69	3/17	129-102	+27	CHICAGO	W	34-35	Bagley III-21/Bagley III-9	LaVine-18/Felicio-10	17,583
70	3/19	121-123	-2	BROOKLYN	L	34-36	Bagley III-28/Bjelica-10	Russell-44/Allen-7	17,583
71	3/21	116-100	+16	DALLAS	W	35-36	Hield-29/Cauley-Stein-18	Jackson-19/Doncic-10	17,583
72	3/23	112-103	+9	PHOENIX	W	36-36	Barnes, Hield-25/Bjelica-17	Booker-32/Ayton-11	17,583
73	3/24	106-111	-5	@L.A. Lakers	L	36-37	Bagley III-25/Bagley III-11	James-29/McGee-13	18,997
74	3/26	125-121	+4	@Dallas	W	37-37	Fox-23/Cauley-Stein-7	Doncic-28/Doncic-12	20,168
75	3/28	118-121	-3	@New Orleans	L	37-38	Hield-27/Cauley-Stein-12	Randle-34/Randle-11	13,976
76	3/30	108-119	-11	@Houston	L	37-39	Bogdanovic-24/Bagley III-12	Harden-50/Capela-15	18,055
77	3/31	113-106	+7	@San Antonio	W	38-39	Hield-26/Koufos-11	Aldridge-27/Aldridge-18	18,407
78	4/2	105-130	-25	HOUSTON	L	38-40	Hield-20/Brewer-10	Harden-36/Capela-13	17,583
79	4/4	117-104	+13	CLEVELAND	W	39-40	Hield-23/Cauley-Stein-9	Clarkson-22/Nance Jr.-16	17,583
80	4/5	98-119	-21	@Utah	L	39-41	Hield-17/Bagley III-12	Allen, Mitchell-23/Gobert-11	18,306
81	4/7	129-133	-4	NEW ORLEANS	L	39-42	Barnes-29/Bagley III-14	Clark-31/Okafor-14	17,583
82	4/10	131-136	-5	@Portland	L	39-43	Bagley III-20/Bagley III-9	Simons-37/Labissiere-15	19,814

* = OT

BACK TO TABLE OF CONTENTS

1971-72

April 10, 1972 Selected 6-10 Eau Claire State center Mike Ratliff in the second round (#28 overall) and 6-8 USC forward Ron Riley in the third round (#38 overall) of the 1972 NBA Draft.

1972-73

October 9, 1972 Acquired forward Toby Kimball from Milwaukee for a future draft choice.

November 2, 1972 Acquired 6-5 guard Dick Gibbs from Houston for cash.

November 9, 1972 Traded guard John Mengelt to Detroit for a future draft choice.

August 9, 1972 Acquired 6-6 forward Don Kojis from Seattle in exchange for Jim Fox and future considerations.

January 26, 1973 Acquired 6-10 center John Block from Philadelphia in exchange for Tom Van Arsdale and a future draft choice.

April 10, 1973 Selected 6-9 Minnesota forward Ron Behagen in the first round (#7 overall), 6-3 Marshall guard Mike D'Antoni (#20 overall) and 6-9 Marquette forward Larry McNeill in the second round (#25 overall) of the 1973 NBA Draft.



MIKE D'ANTONI

1973-74

October 8, 1973 Signed 6-1 free agent guard Howard "Butch" Komives.

October 29, 1973 Acquired 6-3 guard Jimmy Walker in exchange for veteran forward Matt Guokas.

November 12, 1973 Acquired 6-11 center Otto Moore from Houston for forward Ron Riley.

December 5, 1973 Signed 6-1 free agent guard Justus Thigpen.

May 29, 1974 Selected 6-7 Colorado forward Scott Wedman in the first round (#6 overall) and 7-0 Tennessee center Len Kosmalski in the second round (#24 overall) of the 1974 NBA Draft.

1974-75

February 1, 1975 Acquired 6-6 forward Ollie Johnson and 6-2 guard Rick Adelman from the New Orleans Jazz in exchange for Nate Williams.

June 25, 1975 Selected 6-7 DePaul forward Bill Robinzine (#10 overall) and 6-7 Pennsylvania guard-forward Bob Bigelow (#13 overall) in the first round and 6-5 Louisiana State guard Glenn Hansen (#31 overall) in the second round of the 1975 NBA Draft.



RICK ADELMAN

1975-76

October 14, 1975 Acquired 6-2 free agent guard Lee Winsfield from Buffalo's waivers.

November 12, 1975 Signed 6-9 free agent Rick Roberson.

December 8, 1975 Acquired former Kings forward Matt Guokas from Chicago for future draft choices.

1976-77

June 8, 1976 Selected 6-10 UCLA forward-center Richard Washington in the first round (#3 overall) and 6-4 UCLA guard Andre McCarter in the sixth round (#89 overall) of the 1976 NBA Draft.

August 5, 1976 Selected 6-2 guard Ron Boone, previously of the American Basketball Association's Utah Stars, in the first round (#3 overall) and 6-3 guard Mike Barr, previously of the ABA's Spirits of St. Louis, in the second round (#25 overall) of the 1976 ABA-NBA Dispersal Draft.

September 10, 1976 Acquired 6-2 guard Brian Taylor, 6-11 center and Sacramento native Jim Eakins, and a future draft choice from New Jersey in exchange for guard Nate "Tiny" Archibald.

1977-78

May 25, 1977 Acquired 7-2 center Tom Burleson from the Denver Nuggets in exchange for guard Brian Taylor and a future draft choice.

June 1, 1977 Acquired 6-2 guard Lucius Allen from the Los Angeles Lakers in exchange for Ollie Johnson and future draft choices.

June 10, 1977 Selected 6-4 Houston guard Otis Birdsong in the first round (#2 overall) and 6-3 North Carolina guard John Kuester in the third round (#53 overall) of the 1977 NBA Draft.

September 19, 1977 Signed 6-8 free agent forward Bob Nash

October 20, 1977 Signed 6-3 free agent guard Louie Nelson.

November 16, 1977 Signed 6-9 forward Kevin Restani off waivers from Milwaukee.

1978-79

May 10, 1978 Hired Lowell "Cotton" Fitzsimmons as head coach.

June 9, 1978 Selected 6-1 North Carolina guard Phil Ford in the NBA Draft with the second overall pick.

January 30, 1979 Waived rookie free-agent guard Marlon Redmond.

March 11, 1979 Signed forward Ron Behagen to a 10-day contract. Behagen was previously drafted by the Kings with the seventh overall pick in the 1973 NBA Draft.

KINGS YEARLY TRANSACTIONS

June 25, 1979 Selected 6-6 Alabama forward Reggie King with the #18 overall pick in the 1979 NBA Draft.

1979-80

July 24, 1979 Hired John Begzos as General Manager.

October 8, 1979 Waived veteran guard Lucius Allen, and forwards Bob Nash and Darnell Hillman.

October 11, 1979 Acquired 6-6 Tennessee guard-forward Ernie Grunfeld and a second round draft choice from the Milwaukee Bucks in exchange for forward-center Richard Washington.

November 27, 1979 Acquired 6-10 center Len Elmore from the Indiana Pacers for the Bucks' second-round pick from the Grunfeld-Washington deal.

Waived guard Marlon Redmond to make room for Len Elmore.

May 14, 1980 Signed Coach Lowell "Cotton" Fitzsimmons to a four-year contract extension.

May 28, 1980 Allowed 6-0 Northwestern reserve guard Billy McKinney to be selected by the Dallas Mavericks in the NBA expansion draft.

June 10, 1980 Selected 6-5 North Carolina State guard Charles "Hawkeye" Whitney with the #16 overall pick in the 1980 NBA Draft.

June 12, 1980 Signed 6-10 Alabama free agent center-forward Leon Douglas to a five-year contract.

June 20, 1980 Received Bucks' 1981 second round draft choice as compensation for Len Elmore.



PHIL FORD

1980-81

July 8, 1980 Released 7-2 center Tom Burleson.

September 10, 1980 Acquired 6-3 Kansas guard JoJo White from the Golden State Warriors for future cash considerations.

September 16, 1980 Signed first round draft choice Hawkeye Whitney to a multi-year contract.

September 25, 1980 Acquired 6-10 Southern Illinois center Joe Meriweather and New York's 1981 first round draft pick (via Seattle) in a three-way trade also involving the Knicks and Cleveland, who received forward Bill Robinzine.

October 30, 1989 Relieved John Begzos as Executive Vice President and General Manager.

November 3, 1980 Received $50,000 and Atlanta's 1981 second round draft pick after Tom Burleson signed with the Hawks, as awarded by NBA commissioner Larry O'Brien.

November 8, 1980 Signed 6-0 Marquette guard Lloyd Walton.

December 26, 1980 Waived 6-8 forward Gus Gerard and signed 6-10 USC free agent forward John Lambert.

January 20, 1981 Signed 6-6 UCLA guard-forward Frankie Sanders to a 10-day contract.

January 23, 1981 Hired Jeff Cohen as Executive Vice President and General Manager.

February 12, 1981 Signed Frankie Sanders for the remainder of the 1980-81 season.

June 9, 1981 Matched Cleveland's offer for 6-4 guard Otis Birdsong, then traded Birdsong (along with the Kings second round draft choice (#44) in the 1981 NBA Draft) to the New Jersey Nets for 6-9 forward Cliff Robinson. Minutes before the trading deadline, the Kings received Cleveland's first round draft choice (#17 overall) by pledging not to exercise the right of first refusal in matching the Cavaliers' offer to 6-7 forward Scott Wedman. Selected 6-10 Oregon State center Steve Johnson (#7) and 6-6 Alabama State guard-forward Kevin Loder (#17) in the first round and 6-6 Illinois forward Eddie Johnson (#29 overall) in the second round of the 1981 NBA Draft.



ERNIE GRUNFELD

1981-82

July 30, 1981 Signed six-year veteran forward-center Joe Meriweather to a three-year pact.

August 26, 1981 Acquired 6-2 guard Larry Drew in a trade with the Detroit Pistons, giving up second round draft choices in 1982 and 1984.

September 11, 1981 Signed 1981 second round draft choice Eddie Johnson.

October 1, 1981 Signed Kevin Loder to a multi-year contract on the day before training camp opened.

October 7, 1981 Signed Steve Johnson to a multi-year contract.

November 12, 1981 Acquired 6-5 forward Mike Woodson and a 1982 first round draft pick from the New Jersey Nets for 12-year veteran center Sam Lacey. The pick was to be the earlier selection from the Phoenix Suns or Los Angeles Lakers.

February 16, 1982 Acquired 6-9 forward Reggie Johnson from Cleveland for Cliff Robinson. Received the San Antonio Spurs' 1984 third round draft pick and cash for John Lambert.

February 18, 1982 Signed 6-8 Duke forward Ken Dennard, the final cut in preseason camp, through the 1983-84 season, making him the fourth rookie to earn a roster spot on the team.

April 30, 1982 Rehired General Manager Joe Axelson to a five-year contract after Jeff Cohen, General Manager and Executive Vice President resigned after 13 months. June 29, 1982 Selected 6-10 Texas forward-center LaSalle Thompson with the fifth overall pick and 6-5 Georgia Tech guard Brook Steppe with the #17 overall pick in the 1982 NBA Draft.

BACK TO TABLE OF CONTENTS

1982-83

November 9, 1982 Signed LaSalle Thompson to a multi-year contract.

November 19, 1982 Waived Leon Douglas to create roster room for LaSalle Thompson.

February 15, 1983 Activated Ken Dennard and traded Reggie Johnson to the Philadelphia 76ers for cash.

June 8, 1983 Franchise was purchased for cash and assumption of obligations totaling $10.5 million dollars by Sacramento, California, business and real estate investors, Joseph Benvenuti, Frank and Gregg Lukenbill, Robert A. Cook, Stephen H. Cippa, and Frank McCormack.

June 28, 1983 Obtained 6-8 veteran power forward Mark Olberding from the Chicago Bulls in exchange for guard Ennis Whatley, the #13 pick of the 1983 NBA Draft. In the second round, the Kings obtained the Bulls second round selection 6-9 Houston forward Larry Micheaux (#29 overall) in exchange for its second-round selection 6-7 San Jose State forward Chris McNealy (#38 overall) and a 1984 second round pick. 1983-84

1983-84

July 20, 1983 Signed 6-7 Kansas State forward and 1982 eighth round pick (#166 overall) Ed Nealy to a two-year contract.

August 1, 1983 Signed Larry Micheaux to a three-year deal.

September 17, 1983 Acquired 6-6 veteran guard Billy Knight from the Indiana Pacers in a three-team deal with New York and Indiana. Kings also received a 1984 second round pick from Indiana in exchange for Brooke Steppe and cash from New York in exchange for 6-2 guard Ray Williams. The Knicks also sent the Pacers their 1984 first round pick and 6-5 guard Vince Taylor.

September 26, 1983 Received the Denver Nuggets' 1985 third round pick in exchange for Ken Dennard.

September 28, 1983 Signed 6-4 veteran free agent guard Don Buse to a one-year contract.

September 29, 1983 Signed veteran free agent guard Larry Drew to a five-year contract. Contract terms were not disclosed, however the deal included an innovative cash/real estate compensation package.

October 12, 1983 Signed 6-5 veteran free agent forward Mike Woodson to a five-year deal.

October 26, 1993 Received the Seattle SuperSonics' 1985 second round pick in exchange for 6-6 forward Reggie King.

October 28, 1983 Signed 6-3 guard Dane Suttle for the remainder of the season after placing Mike Woodson on the injured list for rehabilitation from orthoscopic surgery for torn cartilage in his right knee.

November 22, 1983 Activated Mike Woodson and waived forward Kevin Loder.

February 15, 1984 Acquired 6-5 NBA All-Star guard Reggie Theus minutes before the trading deadline from the Chicago Bulls. In exchange, traded veteran Steve Johnson and three second round draft selections, two from previous deals, (Indiana's 1984, Kansas City's 1985, and Seattle's 1985) to the Bulls.

March 31, 1984 Signed 6-10 veteran free agent center Dave Robisch to a two-year contract and placed Joe Meriweather on the injured list.

May 15, 1984 Named Jack McKinney head coach.

June 19, 1984 Selected 6-10 Providence College forward Otis Thorpe with the #9 overall pick in the first round of the 1984 NBA Draft.

1984-85

July 11, 1984 Extended the club's first-ever free agent offer sheet to veteran center Paul Mokeski of the Milwaukee Bucks. The Bucks matched the offer on July 24, thus retaining the rights to Mokeski.

September 21, 1984 Signed Kings free agent Joe Meriweather to a one-year contract.

September 24, 1984 Inked rookie Otis Thorpe to a multi-year deal.

October 24, 1984 Released Ed Nealy, trimming the roster to 11.

November 2, 1984 Signed 6-9 free agent forward Peter Verhoeven to a one-year contract.

November 18, 1984 Named former Kings mentor Phil Johnson head coach by signing a three-year deal after Jack McKinney unexpectantly resigned.

December 6, 1984 Waived 6-2 guard Dane Suttle.

December 8, 1984 Signed 6-7 forward David Pope.

December 11, 1984 Acquired 6-11 veteran reserve center Mark McNamara from San Antonio in exchange for veteran swingman Billy Knight, in a deal signed hours before the two teams were set to tip off. Both players donned their new uniforms at game time.

December 14, 1984 Signed 6-3 veteran free agent guard Kenny Natt to a 10-day contract to replace Larry Drew, who was placed on the injured list with a severely sprained left foot suffered in the previous game at Dallas.

February 27, 1985 Waived Pope and re-signed Ed Nealy, who was playing with the Sarasota Stingers of the CBA.

June 18, 1985 Selected 6-11 Arkansas center Joe Kleine with the sixth overall pick, marking the first NBA Draft choice made by the Kings in Sacramento.

KINGS YEARLY TRANSACTIONS

1985-86

August 9, 1985 Received Milwaukee's 1986 third round draft pick in exchange for Mark McNamara.

September 5, 1985 Signed Sacramento native, 6-8 St. Mary's forward David Cooke to a two-year contract.

September 17, 1985 Signed 7-0 veteran free agent center Rich Kelley to a one-year deal.

September 26, 1985 Signed veteran free agent forward Mark Olberding to a two-year pact.

October 8, 1985 Signed rookie Kleine to a multi-year contract 12 days after training camp opened.

November 18, 1985 Signed Detroit Pistons' 6-7 veteran free agent forward Terry Tyler to an offer sheet.

November 20, 1985 Acquired Tyler and compensated Detroit with an option to switch first round draft picks in either 1986 or 1987, or a second round choice in 1987 and an undisclosed amount of cash. Waived David Cooke to clear room on the roster.

December 17, 1985 Signed 6-2 veteran free agent guard Mike Bratz for the remainder of the season and waived rookie Michael Adams.

June 17, 1986 Selected 6-7 Villanova swingman Harold Pressley with the #17 overall pick in the first round and 6-10 UC Irvine forward Johnny Rogers with the #57 overall pick in the second round of the 1986 NBA Draft.

1986-87

August 7, 1986 Signed Los Angeles Clippers' free agent guards Derek Smith and Franklin Edwards to offer sheets.

August 19, 1986 Secured Smith, Edwards, and veteran Junior Bridgeman days before the LA Clippers deadline for matching the Kings offer. In exchange, the club sent guards Larry Drew, Mike Woodson, a 1988 first round draft pick, a 1989 second round draft pick, and an undisclosed amount of cash to the Clippers.

September 5, 1986 Signed 1986 second round draft choice (#57 overall) Johnny Rogers to a two-year contract.

September 23, 1986 Signed 1986 first round draft pick Harold Pressley to a four-year deal.

October 17, 1986 Announced during player introductions of the Kings pre-season game at ARCO Arena the signing of veteran free agent LaSalle Thompson to a four-year pact. Waived free agent forward Bill Nelson.

October 22, 1986 Waived guards Mike Bratz and Bruce Douglas.

October 23, 1986 Matched an offer sheet extended to veteran free agent Eddie Johnson by Cleveland.

October 25, 1986 Re-signed Bruce Douglas after guard Franklin Edwards suffered a fracture in his right foot and was subsequently sidelined through January, 1987.

October 28, 1986 Placed veteran Junior Bridgeman and free agent Dan Federmann on waivers.

December 16, 1986 Waived Bruce Douglas and signed guard Othell Wilson.

December 23, 1986 Waived guard Brook Steppe.

December 26, 1986 Signed Brooke Steppe to a 10-day contract.

January 6, 1987 Signed Brooke Steppe to a second 10-day contract.

January 15, 1987 Placed Franklin Edwards on the active roster for the first time since his pre-season injury and released Steppe.

February 1, 1987 Signed guard Jerry Eaves to a 10-day contract after Franklin Edwards reinjured his foot.

February 9, 1987 Terminated Head Coach Phil Johnson and Assistant Coach Frank Hamblen after opening the season with a 14-32 record. Jerry Reynolds assumed the head coaching duties and former Kings' player Don Buse was assigned the assistant coach position.

February 13, 1987 Released Jerry Eaves.

February 16, 1987 Signed guard Reggie Theus to a three-year contract extension with an option for a fourth year.

April 27, 1987 Signed NBA Hall of Fame center Bill Russell to a seven-year deal, effective June 1. Russell assumed the head coaching duties and within four years had the option of becoming general manager and eventually president.

May 2, 1987 Waived Othell Wilson.

May 23, 1987 Hired Willis Reed as an assistant coach.

June 21, 1987 Acquired 6-9 forward Ed Pickney from Phoenix with a 1988 second round pick in exchange for forward Eddie Johnson.

June 22, 1987 Selected 6-3 North Carolina guard Kenny Smith with the sixth overall pick in the 1987 NBA Draft.

1987-88

October 14, 1987 Signed rookie Kenny Smith to a four-year deal six days after training camp opened.

October 15, 1987 Acquired 7-0 veteran center Jawann Oldham from the New York Knicks in exchange for a 1988 second round draft pick.



LASALLE THOMPSON

BACK TO TABLE OF CONTENTS

November 3, 1987 Waived second-year forward Johnny Rogers and placed guard Franklin Edwards on the injured list with a sprained right ankle.

December 14, 1987 Acquired 6-5 Mike McGee from the Atlanta Hawks in exchange for the Kings' second round picks in 1991 and 1995. Waived rookie Joe Arlauckas to clear room for McGee.

January 18, 1988 Waived veteran Franklin Edwards and activated Derek Smith from the injured list where he was placed after undergoing an individualized knee strengthening program for his left knee.

March 7, 1988 Announced the re-alignment of the basketball operations staff. Named Bill Russell vice president of basketball operations, after compiling a 17-41 record as head coach, Jerry Reynolds head coach, and reassigned President and General Manager Joe Axelson as vice president of business operations. Reynolds' first move was to name former Kings coach Phil Johnson as his assistant.

March 26, 1988 Signed Conner Henry to the first of two 10-day contracts to replace Derek Smith who fractured the frontal rim of his left eye after colliding with Utah's Karl Malone and missed the remainder of the season.

April 1, 1988 Signed 7-2 free agent center Martin Nessley to a 10-day contract to replace center LaSalle Thompson who was placed on the injured list for the first time in his six-year career after tearing his lateral meniscus in his right knee, a season-ending injury.

April 11, 1988 Signed Martin Nessley to a second 10-day contract.

April 14, 1988 Signed Connor Henry for the remainder of the season.

June 28, 1988 Acquired forward Randy Wittman and the Atlanta Hawks' 1988 first round pick (#18 overall) in exchange for Reggie Theus and the Kings' 1988 third round draft choice. Selected 6-8 San Jose State guard Ricky Berry (#18 overall) with the first round pick and 6-5 North Carolina State guard Vinny Del Negro (#29 overall) with the second round selection in the 1988 NBA Draft.

1988-89

August 1, 1988 Signed rookie Ricky Berry to a three-year contract.

August 22, 1988 Signed rookie Vinny Del Negro to a two-year contract.

October 6, 1988 Waived veteran forward Terry Tyler.

October 11, 1988 Acquired 6-8 forward Rodney McCray and 6-11 center Jim Peterson from the Houston Rockets for free agent Otis Thorpe after signing Thorpe to a multi-year contract.

October 19, 1988 Released rookie free agent Randy Allen.

October 31, 1988 Received the New Jersey Nets' 1991 and 1996 second round picks in exchange for Mike McGee.

December 12, 1988 Hired Herman Kull as assistant coach after Phil Johnson resigned to accept a similar position with the Utah Jazz.

December 16, 1988 Waived 6-2 Georgetown guard Michael Jackson.

February 1, 1989 Signed Jim Peterson, who was to be an unrestricted free agent at the end of the season, to a multi-year contract extension with the club through the mid-1990's.

February 7, 1989 Waived veteran swingman Derek Smith and signed Michael Jackson to a 10-day contract.

February 18, 1989 Signed Michael Jackson to a contract for the remainder of the season.

February 20, 1989 Acquired 6-9 Oklahoma forward Wayman Tisdale and a 1990 or 1991 second round draft pick from the Indiana Pacers in exchange for LaSalle Thompson and Randy Wittman.

February 23, 1989 Acquired 6-5 veteran guard and two-time NBA All-Star Danny Ainge and 7-0 Iowa forward-center Brad Lohaus in exchange for center Joe Kleine and forward Ed Pickney.

March 3, 1989 Signed 6-8 forward Randy Allen to a 10-day contract following injuries suffered by Rodney McCray and Ricky Berry.

March 13, 1989 Signed Randy Allen to a second 10-day contract.

March 23, 1989 Signed Randy Allen for the remainder of the season.

June 27, 1989 Selected 6-10 Louisville center Pervis Ellison with the franchise's first number one overall pick in the 1989 NBA Draft.

1989-90

September 27, 1989 Acquired 1984 NBA "Rookie of the Year" 7-4 center Ralph Sampson from the Golden State Warriors in exchange for Jim Peterson.

October 26, 1989 Signed Wayman Tisdale and Pervis Ellison to multi-year deals, however both missed training camp due to contract negotiations. Released Ben Gillery and free agents Luther Burks and Wayne Casey.

November 2, 1989 Waived Jawann Oldham to reach the 12-player roster limit.

November 25, 1989 Signed veteran free agent center Greg Kite for the remainder of the season to replace Ralph Sampson who was placed on the injured list to rehabilitate his knees.

December 16, 1989 Placed Pervis Ellison on the IL following an examination by Dr. Roger Mann who determined rest was needed. Released Greg Stokes and signed free agent forward Mike Williams for the remainder of the season.

KINGS YEARLY TRANSACTIONS

December 19, 1989 Released Bill Russell from his post as vice president of basketball operations and named Rick Benner president of the Kings and ARCO Arena. It was also announced Jerry Reynolds would eventually assume the position of director of player personnel after a permanent head coach was named.

January 4, 1990 Named Dick Motta, the third winningest coach in NBA history, head coach.

February 13, 1990 Acquired 6-9 forward Antoine Carr, 6-2 guard Sedric Toney, and a 1991 second round draft pick in exchange for guard Kenny Smith and forward Mike Williams.

June 25, 1990 Acquired 6-6 guard Bobby Hansen, 6-11 center Eric Leckner, Utah's 1990 first (#23 overall) and second (#49 overall) round picks and Washington's 1991 second round pick (#35 overall). Washington received Pervis Ellison and Utah received Bullets' guard Jeff Malone and the Kings' 1990 second round pick (#33 overall).

June 26, 1990 Acquired Dallas' 1990 first round picks (#14, #18 overall) and 7-0 center Bill Wennington in exchange for Rodney McCray and the Kings' 1990 (#49 overall) and 1991 (#35 overall) second round picks.

June 27, 1990 Selected 6-7 LaSalle forward Lionel Simmons (#7 overall), 6-2 Texas guard Travis Mays (#14 overall), 7-0 Temple center Duane Causwell (#18 overall) and 6-8 St. Louis forward Anthony Bonner (#23 overall) in the 1990 NBA Draft, marking the first time in league history one franchise made four first round selections. Acquired 6-2 veteran guard Rory Sparrow from the Miami Heat in exchange for the rights to the Kings' second round selection, Virginia Tech guard Vernell "Bimbo" Coles (#40 overall).



RICKY BERRY

1990-91

July 9, 1990 Waived guards Michael Jackson and Sedric Toney and forward Randy Allen.

August 1, 1990 Acquired 6-2 guard Byron Irvin, 1991 and 1992 second round picks, and future considerations from the Portland Trail Blazers in exchange for veteran guard Danny Ainge.

August 28, 1990 Signed rookie Duane Causwell to a two-year contract.

September 14, 1990 Signed rookie Travis Mays to a three-year contract.

September 20, 1990 Signed rookie Anthony Bonner to a three-year contract.

September 28, 1990 Signed rookie Lionel Simmons to a five-year contract.

October 26, 1990 Released free agent guards Dennis Nutt and Kevin Nixon and forward Jason Reese.

October 30, 1990 Acquired 6-2 guard Steve Colter from the Washington Bullets in exchange for guard Byron Irvin.

October 31, 1990 Released rookie free agents forward-center Marty Conlon and guard Joe Frederick.

November 1, 1990 Signed 6-6 rookie free agent swingman Ricky Calloway to replace Anthony Bonner who was placed on the IL with a stress fracture in his left foot.

November 28, 1990 Signed 6-2 guard Leon Wood to replace Colter, who was placed on the IL with a sprained left ankle.

December 10, 1990 Waived Calloway prior to activating Anthony Bonner.

December 18, 1990 Re-signed Ricky Calloway after Bobby Hansen was placed on the IL with torn cartilage in his left knee.

December 24, 1990 Waived Leon Wood before the guaranteed contract deadline.

December 31, 1990 Signed 5-11 CBA guard Jim Les to a 10-day contract.

January 10, 1991 Signed Jim Les to a second 10-day contract.

January 14, 1991 Signed 6-7 CBA forward Anthony Frederick to a 10-day contract after placing leading scorer and rebounder Wayman Tisdale on the injured list with a torn tendon in his right foot.

January 20, 1991 Signed Jim Les to a contract for the remainder of the season.

January 23, 1991 Signed Anthony Frederick to a second 10-day contract.

January 29, 1991 Received the Charlotte Hornets' 1993 (with contingencies) and 1995 second round picks in exchange for center Eric Leckner.

February 11, 1991 Signed forward Mike Higgins to a 10-day contract.

February 22, 1991 Signed Mike Higgins to second 10-day contract.

February 28, 1991 Signed Anthony Frederick for the remainder of the season after center Ralph Sampson was placed on the injured list with strained tendons in his right forefoot.

March 7, 1991 Signed 6-6 CBA swingman Tony Dawson to a 10-day contract.

June 26, 1991 Selected 6-9 Syracuse forward Billy Owens (#3 overall) and 6-10 North Carolina forward Pete Chilcutt (#27 overall) in the first round and 6-2 New Mexico State guard Randy Brown (#31 overall) and 6-7 James Madison swingman Steve Hood (#42 overall) in the second round of the 1991 NBA Draft.

1991-92

July 1, 1991 Acquired 5-7 point guard Anthony "Spud" Webb and a 1994 second round pick from the Atlanta Hawks in exchange for guard Travis Mays.

BACK TO TABLE OF CONTENTS

July 3, 1991 Signed guard Jim Les to a three-year contract.
July 21, 1991 Signed rookie Pete Chilcutt to a three-year deal.
September 23, 1991 Acquired second-year 7-2 center Dwayne Schintzius and the San Antonio Spurs' 1994 second round draft choice in exchange for 6-9 veteran forward Antoine Carr.
October 2, 1991 Signed rookie Randy Brown to a two-year deal.
October 24, 1991 Waived injury plagued center Ralph Sampson after reaching a buyout agreement on his contract, which had two years remaining.
October 29, 1991 Waived free agent guards Steve Alford, Stevie Thompson, Clinton Venable, and free agent forward Mark Peterson. Also waived second round pick guard Steve Hood.
November 1, 1991 Acquired 6-5 guard Mitch Richmond, 7-0 center Les Jepsen, and a 1995 second round draft pick from Golden State in exchange for unsigned rookie Billy Owens. Jepsen joined the club on the injured list with tonsilitis. In a related move, the Kings waived 6-7 Ball State forward Paris McCurdy and renounced the rights to guard Vinny Del Negro, who spent the 1990-91 season playing overseas in Italy.
November 4, 1991 Acquired 6-5 guard Dennis Hopson from the Chicago Bulls in exchange for Bobby Hansen and a 1992 second round draft pick. Waived 6-4 Eastern Michigan rookie guard Carl Thomas.
December 12, 1991 Signed point guard Anthony "Spud" Webb to a four-year contract extension.
December 24, 1991 Named Assistant Coach Rex Hughes interim head coach to replace Dick Motta who was relieved of his duties. Scout and former Kings guard Mike Bratz was named interim assistant coach.
February 13, 1992 Signed 6-10 forward Steve Scheffler to a 10-day contract to replace Dwayne Schintzius who was placed on the injured list for a herniated disk in his lower back.
February 26, 1992 Signed 6-4 CBA swingman Stevie Thompson to a 10-day contract.
March 7, 1992 Signed Stevie Thompson to a second 10-day contract.
March 17, 1992 Signed Stevie Thompson for the remainder of the season.
June 18, 1992 Named former NBA guard Eddie Jordan assistant coach, scout and video coordinator.
June 24, 1992 Selected 6-8 Maryland guard-forward Walt Williams with the seventh overall pick in the 1992 NBA Draft. Selected Morehead State 6-8 forward Brett Roberts in the second round (#54 overall).

1992-93

July 1, 1992 Signed center Duane Causwell to a five-year contract extension.
July 20, 1992 Waived center Dwayne Schintzius.
September 14, 1992 Signed 6-11 free agent forward-center Marty Conlon.
October 8, 1992 Signed 6-6 free agent guard Vincent Askew.
October 10, 1992 Waived free agent invitee David Whitmore.
October 17, 1992 Waived free agent invitee Shedrick Anderson.
October 24, 1992 Waived free agent invitee Roy Fisher.
October 29, 1992 Signed 1992 first round draft pick Walt Williams to a multi-year contract.
November 2, 1992 Waived Les Jepsen and free agent invitees Ben Coleman, Michael Curry, and Stan Kimbrough.
November 13, 1992 Signed Stan Kimbrough to replace Spud Webb, who was placed on the IL with torn ligaments in his left wrist.
November 16, 1992 Extended guard Mitch Richmond's contract.
November 25, 1992 Acquired the Seattle SuperSonics' 1993 second round draft pick in exchange for guard Vincent Askew.
November 27, 1992 Signed veteran free agent forwards Rod Higgins and Kurt Rambis and waived Stan Kimbrough.
February 2, 1993 Signed 6-8 CBA forward Henry James to a 10-day contract.
February 13, 1993 Signed Henry James to a second 10-day contract.
May 15, 1993 Extended General Manager Jerry Reynolds' contract.
May 20, 1993 Promoted Mike Schuler to lead assistant coach, Eddie Jordan to full-time assistant coach, and hired Mike Bratz as an assistant coach/scout/video coordinator. With the staff restructuring, assistant coach Dave Wohl's contract was not renewed.
June 30, 1993 Selected 6-0 Duke guard Bobby Hurley with the seventh overall pick in the 1993 NBA Draft. In the second round, the club selected 6-8 Maryland forward Evers Burns (#31 overall), 6-9 Baylor center Alex Holcombe (#44 overall) and 6-10 Michigan St. forward Mike Peplowski (#52 overall).

1993-94

September 22, 1993 Hired Del Harris as a basketball consultant.
October 5, 1993 Signed second-round draft picks Evers Burns and Mike Peplowski and free agent Randy Breuer.
November 2, 1993 Waived veteran forward Marty Conlon and free agent training camp invitees Russ Schoene and Craig Sedmak.
December 8, 1993 Signed 6-3 free agent guard LaBradford Smith.

KINGS YEARLY TRANSACTIONS

December 12, 1993 Exercised the option on Head Coach Garry St. Jean's contract, extending the agreement through the 1994-95 season.
December 15, 1993 Signed 6-8 free agent forward Trevor Wilson.
December 28, 1993 General Manager Jerry Reynolds resigned.
January 11, 1994 Waived veteran guard Jim Les.
February 16, 1994 Acquired 7-0 center Olden Polynice and forward David Wood from the Detroit Pistons in exchange for center Duane Causwell and second-round draft picks in 1994, 1995, and 1996. The club also waived rookie forward Evers Burns.
February 19, 1994 Pistons rescinded the trade of Duane Causwell and three second-round draft picks for Olden Polynice and David Wood because Causwell did not pass his physical in Detroit.
February 20, 1994 Re-acquired Olden Polynice from Detroit in exchange for forward-center Pete Chilcutt, a conditional first-round draft pick, and a 1994 second-round draft pick.
March 3, 1994 Signed 6-6 forward Andre Spencer to a 10-day contract.
March 14, 1994 Signed Spencer to a second 10-day contract.
March 24, 1994 Signed Spencer for the remainder of the season.
April 25, 1994 Assistant Coach Mike Schuler resigned.
May 11, 1994 Basketball Consultant Del Harris resigned.
June 1, 1994 Hired Geoff Petrie as Vice President, Basketball Operations.
June 29, 1994 Selected 6-9 Xavier forward Brian Grant with the eighth overall pick in the 1994 NBA Draft. Club also selected 6-8 Providence forward Michael Smith (#35 overall) and 6-9 Ohio State forward Lawrence Funderburke (#51 overall) in the second round of the draft.

1994-95

July 23, 1994 Signed 6-7 unrestricted free agent guard-forward Henry Turner.
July 23, 1994 Jerry Reynolds agreed to remain with the club as Director of Player Personnel and the club also hired Wayne Cooper as Director of Basketball Services/Assistant Coach.
July 26, 1994 Signed 6-10 unrestricted free agent forward-center Alaa Abdelnaby.
August 17, 1994 Re-signed restricted free agent center Olden Polynice to a multi-year contract.
August 19, 1994 Renounced the rights to unrestricted free agent forward Wayman Tisdale and signed 6-9 unrestricted free agent forward-center Frank Brickowski.
August 24, 1994 Re-signed restricted free agent forward Lionel Simmons to a multi-year contract.
October 7, 1994 Signed second-round draft pick Michael Smith and re-signed free agents Mike Peplowski (center), LaBradford Smith (guard) and Trevor Wilson (forward-guard). Also signed restricted free agent 6-5 guard Jimmy Oliver and renounced the rights to 1993 second-round draft pick Alex Holcombe (forward-center).
October 30, 1994 Signed first-round draft pick Brian Grant to a multi-year contract and waived Jimmy Oliver.
October 31, 1994 Waived LaBradford Smith and free agent invitee guard Thomas Hill and signed free agent 6-6 guard Doug Lee.
November 3, 1994 Waived Mike Peplowski.
January 24, 1995 Forward-center Frank Brickowski underwent surgery to repair a dislocated right shoulder suffered in the preseason. The injury forced Brickowski to miss the entire 1994-95 regular season.
March 22, 1995 Waived forward-center Alaa Abdelnaby.
April 20, 1995 Signed free agent 6-4 rookie guard Derrick Phelps to a contract for the remainder of the regular season.
May 1, 1995 Signed Head Coach Garry St. Jean to a three-year contract extension.
June 24, 1995 Derrick Phelps was selected by the Toronto Raptors in the 1995 NBA Expansion Draft.
June 28, 1995 Selected 6-7 Arkansas forward Corliss Williamson with the 13th overall pick in the 1995 NBA Draft. Club also selected 5-10 UCLA guard Tyus Edney (#47 overall) and 6-8 Yugoslavian guard-forward Dejan Bodiroga (#51 overall) in the second round of the draft.
June 29, 1995 Acquired 6-6 veteran forward Tyrone Corbin from Atlanta for guard Spud Webb.

1995-96

July 1, 1995 NBA imposed a lockout of its players until a new collective bargaining agreement was reached.
September 18, 1995 NBA ended its 79-day lockout.
September 18, 1995 Acquired 6-5 guard Sarunas Marciulionis and 6-5 forward Byron Houston from Seattle for forward-center Frank Brickowski.
September 27, 1995 Signed forward Michael Smith to a multi-year contract.
October 3, 1995 Signed first-round draft pick Corliss Williamson to a three-year contract and second-round draft pick Tyus Edney to a two-year contract.

BACK TO TABLE OF CONTENTS

October 25, 1995 Waived guard-forward Henry Turner and renounced the rights to guard Doug Lee.
November 2, 1995 Signed 6-4 free agent guard Clint McDaniel to a one-year contract.
February 22, 1996 Acquired 6-9 forward-guard Billy Owens and 6-6 forward-guard Kevin Gamble from Miami in exchange for guard-forward Walt Williams and forward Tyrone Corbin.
June 14, 1996 Hired former Princeton Head Coach Pete Carril as an assistant coach.
June 24, 1996 Acquired 6-1 guard Mahmoud Abdul-Rauf from Denver in exchange for guard Sarunas Marciulionis and a 1996 second-round draft pick (#37 overall—Jeff McInnis).
June 26, 1996 Selected 6-9 guard-forward Predrag Stojakovic of PAOK (Greece) with the 14th overall pick in the 1996 NBA Draft. Club also selected 6-7 Texas Tech forward Jason Sasser in the second round (#41 overall) of the draft.
June 27, 1996 Conveyed the rights of Jason Sasser to Portland for future considerations.

1996-97

July 1, 1996 Announced the retirement of trainer Bill Jones.
July 22, 1996 Promoted Wayne Cooper to vice president, basketball operations and Pete Youngman to head trainer. Club also renewed the contracts of Director, Player Personnel Jerry Reynolds, Director, Scouting Scotty Stirling, Assistant Coach Mike Bratz, and Assistant Coach Eddie Jordan.
October 1, 1996 Renounced the rights to forward Byron Houston and guard Clint McDaniel.
October 30, 1996 Waived free agent guards Dell Demps and Gaylon Nickerson and signed 7-0 free-agent center Kevin Salvadori to a one-year contract.
November 17, 1996 Signed 6-7 free agent guard-forward Lloyd Daniels.
December 10, 1996 Waived Lloyd Daniels.
December 21, 1996 Signed 6-7 free agent forward Devin Gray.
January 6, 1997 Waived Devin Gray.
January 20, 1997 Signed 6-5 guard-forward Jeff Grayer to a 10-day contract.
January 30, 1997 Signed Jeff Grayer to a second consecutive 10-day contract.
February 10, 1997 Signed Jeff Grayer to a contract for the remainder of the season.
March 20, 1997 Relieved Garry St. Jean of his head coaching duties and named assistant coach Eddie Jordan to the post. Added Wayne Cooper to the coaching staff as a bench assistant.
June 5, 1997 Named Ralph Lewis assistant coach.
June 25, 1997 Selected San Jose State 6-6 guard-forward Olivier Saint-Jean (now Tariq Abdul-Wahad) with the 11th overall pick in the 1997 NBA Draft. Club also selected College of Charleston 6-3 guard Anthony Johnson in the second round (#40 overall).

1997-98

July 8, 1997 Signed 1997 first-round draft pick Olivier Saint-Jean (Abdul-Wahad) and 1994 second-round draft selection Lawrence Funderburke (6-9 forward) to contracts.
July 17, 1997 Re-signed free agent center Kevin Salvadori to a one-year contract .
July 25, 1997 Signed 1997 second-round draft pick Anthony Johnson to a one-year contract.
August 1, 1997 Signed 6-4 free agent guard Terry Dehere to a two-year contract.
August 12, 1997 Re-signed free agent center Duane Causwell and then traded Causwell's rights to Miami in exchange for 6-3 guard Gary Grant, 6-11 center Matt Fish, a conditional 1999 second-round draft pick, and other considerations.
September 5, 1997 Waived Gary Grant and Matt Fish.
September 11, 1997 Signed free agent forwards Anthony Avent and Derek Grimm and forward-center Stacey King.
September 19, 1997 Re-signed free agent center Matt Fish.
October 5, 1997 Waived Anthony Avent.
October 10, 1997 Waived Stacey King and Matt Fish.
October 30, 1997 Announced the retirement of forward Lionel Simmons. Renounced the rights to free agent guard-forward Jeff Grayer.
November 20, 1997 Waived Derek Grimm.
December 23, 1997 Signed 6-9 free agent forward Mark Hendrickson.
January 14, 1998 Maloof family of Albuquerque, New Mexico, purchased a minority ownership interest in the Kings and ARCO Arena.
February 18, 1998 Acquired forward-center Otis Thorpe and guard Chris Robinson from Vancouver for forward Michael Smith and guard Bobby Hurley.
February 20, 1998 Waived Kevin Gamble and Kevin Salvadori.
May 14, 1998 Acquired forward Chris Webber from Washington for guard Mitch Richmond and forward-center Otis Thorpe.



CORLISS WILLIAMSON

KINGS YEARLY TRANSACTIONS

June 15, 1998 Signed 1996 first-round draft pick Predrag Stojakovic to a three-year contract.
June 24, 1998 Selected Florida 6-1 guard Jason Williams with the seventh overall pick in the 1998 NBA Draft. Club also selected Florida A&M 7-1 center Jerome James in the second round (#36 overall).
June 30, 1998 Opted not to renew the contract of assistant coach Ralph Lewis.

1998-99

July 1, 1998 NBA imposed a lockout of its players until a new collective bargaining agreement was reached.
August 18, 1998 Relieved Eddie Jordan of his duties as head coach and opted not to renew the contract of assistant coach Mike Bratz.
September 18, 1998 Named Rick Adelman head coach.
October 7, 1998 Named John Wetzel, Byron Scott, and Steve Fisher assistant coaches.
January 7, 1999 NBA ended its 191-day lockout.
January 15, 1999 Maloof family announced the purchase of controlling interest of the Kings and ARCO Arena, effective July 1, 1999.
January 21, 1999 Signed free agents Peter Aluma (center), Terrell Bell (center), Dion Cross (guard), Tony Dumas (guard), Isaac Fontaine (guard), Joe McLean (guard-forward), Kevin Ollie (guard), Ray Owes (forward), Ryan Perryman (forward), Dylan Rigdon (guard) and Randy White (forward).
January 22, 1999 Signed free agents Vlade Divac (center), Jon Barry (guard) and Vernon Maxwell (guard). Also, re-signed free agent forward Corliss Williamson and signed 1998 NBA Draft picks Jason Williams and Jerome James and waived Isaac Fontaine, Ryan Perryman, Dylan Rigdon, and Randy White.
January 29, 1999 Waived Dion Cross and Tony Dumas.
February 1, 1999 Signed free agent center Oliver Miller.
February 2, 1999 Placed guard Chris Robinson and forward Ray Owes on the injured list and waived Joe McLean and Terrell Bell.
February 19, 1999 Waived Peter Aluma and Kevin Ollie and placed Oliver Miller on the injured list.
February 22, 1999 Claimed guard Michael Hawkins off waivers from Portland.
February 23, 1999 Waived guard Terry Dehere.
February 24, 1999 Signed free agent center Scot Pollard.
March 10, 1999 Waived Ray Owes.
March 12, 1999 President Rick Benner resigned from his post effective July 1, 1999. In conjunction with Benner's resignation, the club announced John Thomas would become president of the Kings and ARCO Arena on July 1.
March 26, 1999 Assistant Coach Steve Fisher accepted the head coaching job at San Diego State University.
March 27, 1999 Re-signed Vice President, Basketball Operations Geoff Petrie to a multi-year contract.
May 7, 1999 NBA Board of Governors unanimously approved the Maloof family purchase of the Kings, and subsequently named Joe Maloof to the Board of Governors.
June 30, 1999 Selected Kansas 6-5 guard Ryan Robertson in the second round (#45 overall) of the '99 Draft.



PEJA STOJAKOVIC

1999-00

July 1, 1999 Maloof family officially took over controlling interest of the Kings and ARCO Arena.
July 13, 1999 Renewed the contracts of Assistant Vice President, Basketball Operations Wayne Cooper, Assistant Coach Pete Carril, Director, Scouting Scotty Stirling, and Trainer Pete Youngman.
July 27, 1999 Signed Assistant Coaches John Wetzel and Byron Scott to contract extensions.
August 1, 1999 Renounced the rights to guards Michael Hawkins and Chris Robinson and centers Jerome James and Oliver Miller.
August 3, 1999 Re-signed free agents Jon Barry (guard) and Scot Pollard (center-forward) and renounced the rights to guard Vernon Maxwell and acquired guard Nick Anderson from Orlando in exchange for guard Tariq Abdul-Wahad and a future first-round draft pick.
August 4, 1999 Re-signed forward Lawrence Funderburke and signed free agent guard Darrick Martin.
August 16, 1999 Signed free agent guard Tony Delk.
August 28, 1999 Extended the contract of Director of Player Personnel Jerry Reynolds.
August 30, 1999 Signed 1999 second-round draft pick Ryan Robertson to a contract.
September 7, 1999 Signed free agent center Bill Wennington.
September 28, 1999 Re-signed forward Corliss Williamson.
October 1, 1999 Signed free agents Art Long (forward), Malcolm Mackey (forward), Mark Sanford (forward) and Keith Veney (guard).
October 2, 1999 Signed free agent forward Tyrone Corbin.

BACK TO TABLE OF CONTENTS

October 11, 1999 Waived Malcolm Mackey, Mark Sanford, and Keith Veney.
October 29, 1999 Waived Art Long.
February 23, 1999 Maloof family announced the groundbreaking of a state-of-the-art training facility for the Kings and the WNBA's Sacramento Monarchs adjacent to ARCO Arena.
June 27, 2000 Assistant Coach Byron Scott accepted the head coaching job with the New Jersey Nets.
June 28, 2000 Selected Efes Pilsen (Turkish League) 6-9 guard-forward Hedo Turkoglu with the 16th overall pick in the 1999 NBA Draft. Club also selected Louisiana State 6-10 center-forward Jabari Smith in the second round (#45 overall).

2000-01

July 17, 2000 Signed 2000 second-round draft pick Jabari Smith to a contract.
August 1, 2000 Re-signed forward-center Scot Pollard and signed free agent guard Bobby Jackson.
August 4, 2000 Signed 2000 first-round draft pick Hedo Turkoglu to a multi-year contract.
August 10, 2000 Re-signed guard Jon Barry.
August 16, 2000 Signed forward-guard Peja Stojakovic to a multi-year contract extension.
September 18, 2000 Hired Elston Turner as assistant coach.
September 27, 2000 Signed Head Coach Rick Adelman to a contract extension through the 2001-02 season. Club also picked up the option on Vice President Wayne Cooper's contract through 2001-02.
September 29, 2000 Acquired guard-forward Doug Christie from Toronto for forward Corliss Williamson.
October 1, 2000 Signed free agents Malik Allen (forward), J.R. Henderson (forward), Jerome James (center), Antonio Lang (forward) and Roy Rogers (forward).
October 22, 2000 Waived Jerome James and J.R. Henderson.
October 30, 2000 Waived Malik Allen, Antonio Lang, and Roy Rogers.
December 20, 2000 Signed Head Coach Rick Adelman to a contract extension through the 2003-04 season.
February 2, 2001 Extended contract of President, Basketball Operations Geoff Petrie.
February 18, 2001 Signed Art Long to a 10-day contract.
February 28, 2001 Signed Art Long to a second 10-day contract.
March 10, 2001 Signed Art Long for the remainder of the season.
March 15, 2001 Extended contract of Vice President, Basketball Operations Wayne Cooper.
June 27, 2001 Selected Alabama 6-7 forward Gerald Wallace with the 25th overall pick in the 2001 NBA Draft. Club also selected Saint Louis 6-4 guard-forward Maurice Jeffers in the second round (#55 overall).
June 27, 2001 Acquired guards Mike Bibby and Brent Price from Vancouver for guard Jason Williams and guard-forward Nick Anderson.
June 29, 2001 Renounced the rights to Darrick Martin and Jabari Smith.

2001-02

July 6, 2001 Signed 2001 first-round draft pick Gerald Wallace to multi-year contract.
July 18, 2001 Re-signed guard-forward Doug Christie.
July 21, 2001 Re-signed forward Chris Webber.
September 7, 2001 Acquired guard Mateen Cleaves from Detroit for guard Jon Barry and a future first-round draft choice.
October 1, 2001 Signed free agents Mario Bennett (forward), Torraye Braggs (forward), Eric Chenowith (center), Garth Joseph (center), Jabari Smith (forward), Jamie Watson (forward) and Mike Wilks (guard).
October 10, 2001 Waived Eric Chenowith, Garth Joseph, and Mike Wilks.
October 22, 2001 Waived Maurice Jeffers and Torraye Braggs.
October 26, 2001 Waived Mario Bennett and Jamie Watson.
December 18, 2001 Waived Jabari Smith.
February 26, 2002 Signed forward Chucky Brown to a 10-day contract.
March 8, 2002 Signed Chucky Brown to a second 10-day contract.
March 18, 2002 Signed Chucky Brown for the remainder of the season.
June 21, 2002 Named Pete Carril Special Assistant to President of Basketball Operations.
June 26, 2002 Selected Gonzaga 6-0 guard Dan Dickau with the 28th overall pick in the 2002 NBA Draft. Traded draft rights of Dickau to Atlanta in exchange for a future first-round pick. Club also selected Central Connecticut State 6-9 forward Corsley Edwards in the second round (#58 overall).

2002-03

July 29, 2002 Hired Terry Porter as an assistant coach.
August 9, 2002 Signed 2002 second-round draft pick Corsley Edwards to a contract.
August 14, 2002 Signed free agent center-forward Keon Clark.

KINGS YEARLY TRANSACTIONS

August 16, 2002 Re-signed guard Mike Bibby.
September 10, 2002 Acquired forward Jumaine Jones from Cleveland for guard Mateen Cleaves.
September 12, 2002 Exercised option on guard-forward Hedo Turkoglu for the 2003-04 season.
September 17, 2002 Jones-Cleaves trade rescinded by Cleveland.
September 30, 2002 Signed free agents Jean-Paul Afif (forward), Sean Chen (guard), Sean Daugherty (center), Kiwane Garris (guard), Nakiea Miller (forward), Jason Sasser (forward), Casey Shaw (center) and David Webber (guard).
October 7, 2002 Waived Jean-Paul Afif, Sean Daugherty, and Nakiea Miller.
October 17, 2002 Waived Sean Chen, Kiwane Garris, and Casey Shaw.
October 18, 2002 Signed free agent guard Damon Jones.
October 23, 2002 Waived Corsley Edwards, Jason Sasser, and David Webber.
December 1, 2002 Signed free agent guard-forward Jim Jackson.
June 9, 2003 Conveyed a future first-round pick from Atlanta to Detroit in exchange for a future first-round selection owed by Sacramento to Detroit from the 9/7/01 trade of Jon Barry for Mateen Cleaves.
June 23, 2003 Acquired the draft rights to forward Darius Songaila from Boston for two second-round draft picks (No. 56 in the 2003 NBA Draft and a second-round choice in 2005).
June 25, 2003 Signed Songaila to a contract.
June 27, 2003 Extended Head Coach Rick Adelman's contract. Pete Carril, after spending 2002-03 as Special Assistant to President, Basketball Operations, resumed role as a full-time assistant coach.

2003-04

July 24, 2003 Acquired center Brad Miller from Indiana in a three-team trade. Indiana received Kings center-forward Scot Pollard and Spurs forward Danny Ferry. San Antonio received Kings forward-guard Hedo Turkoglu and Indiana guard-forward Ron Mercer.
August 5, 2003 Acquired a future second-round pick from Utah in exchange for center-forward Keon Clark and two future second-round selections.
August 15, 2003 Signed free agent guard Anthony Peeler.
August 22, 2003 Signed free agent center-forward Tony Massenburg.
September 29, 2003 Signed free agents Roberto Bergersen (forward-guard), Wayne Bernard (guard), Rodney Buford (guard), Ashante Johnson (forward), Brandin Knight (guard), Boyko Mladenov (center), Jabari Smith (forward), Cedric Suitt (center).
October 1, 2003 Promoted Bubba Burrage to assistant coach/advance NBA scout.
October 2, 2003 Signed free agent Mark Strickland (forward) and Phil Ricci (forward) and waived Wayne Bernard and Boyko Mladenov.
October 8, 2003 Waived Cedric Suitt.
October 13, 2003 Waived Ashante Johnson.
October 17, 2003 Exercised fourth-year option on guard-forward Gerald Wallace.
October 22, 2003 Waived Roberto Bergersen, Brandin Knight, Phil Ricci, Mark Strickland.
December 8, 2003 Waived Rodney Buford.
December 22, 2003 Activated Lawrence Funderburke from the injured list.
February 16, 2004 Activated Chris Webber from the injured list, placed Lawrence Funderburke (left Achilles tendinitis) on injured list.
February 21, 2004 Placed Bobby Jackson (abdominal strain) on the injured list, signed Rodney Buford to a 10-day contract.
February 23, 2004 Waived Lawrence Funderburke.
March 2, 2004 Signed Rodney Buford to a second 10-day contract.
March 12, 2004 Signed Rodney Buford for the remainder of the season.
April 8, 2004 Activated Bobby Jackson from the injured list, placed Gerald Wallace (sprained left foot) on the injured list.
June 3, 2004 Assistant Coach John Wetzel retired.
June 24, 2004 Selected Western Carolina 6-7 guard-forward Kevin Martin with the 26th overall pick in the 2004 NBA Draft. Club also selected Morehead State 6-4 guard Ricky Minard in the second round (48th overall).
June 30, 2004 Hired T.R. Dunn as an assistant coach.

2004-05

July 7, 2004 Signed draft selections Martin and Minard to multi-year contracts.
July 21, 2004 Signed free agent center Greg Ostertag.
July 23, 2004 Re-signed forward Darius Songaila.



DOUG CHRISTIE

BACK TO TABLE OF CONTENTS

August 10, 2004	Signed free agent forward David Bluthenthal.
October 1, 2004	Signed free agent guard Courtney Alexander.
October 1, 2004	Signed free agents Matt Barnes (forward), Tony Bland (guard), Erik Daniels (forward), Maurice Evans (guard), Anwar Ferguson (center), Alton Ford (forward), Liu Wei (guard) and Adam Parada (center).
October 23, 2004	Waived Anwar Ferguson, Tony Bland, and Lui Wei.
October 27, 2004	Waived Adam Parada.
November 1, 2004	Waived David Bluthenthal, Alton Ford, and Ricky Minard.
November 20, 2004	Waived Courtney Alexander.
January 7, 2005	Acquired guard Eddie House off waivers from Milwaukee, placed Bobby Jackson on injured list (left wrist ligament tear surgery).
January 10, 2005	Acquired guard Cuttino Mobley and forward Michael Bradley from Orlando for guard Doug Christie.
January 25, 2005	Activated Erik Daniels and placed Maurice Evans on the IL (strained right groin).
February 1, 2005	Exercised the option on Head Coach Rick Adelman's contract for the 2005-06 season.
February 2, 2005	Activated Maurice Evans and placed Erik Daniels on the IL (sore lower back).
February 10, 2005	Exercised the option on the contracts of Assistant Coaches Elston Turner and T.R. Dunn and extended the contracts of Assistant Coaches Pete Carril and Bubba Burrage through 2005-06.
February 11, 2005	Awarded Kings President, Basketball Operations Geoff Petrie with a multi-year contract extension.
February 23, 2005	Acquired forwards Brian Skinner, Kenny Thomas, and Corliss Williamson in exchange for forwards Chris Webber, Matt Barnes, and Michael Bradley.
March 11, 2005	Kings extended the contract of Vice President of Basketball Operations Wayne Cooper.
March 13, 2005	Placed Brad Miller on injured list (fractured left fibula) and activated Erik Daniels.
April 20, 2005	Activated Bobby Jackson and placed Peja Stojakovic on the IL (strained left groin).
June 28, 2005	Selected Louisville 6-7 guard Francisco Garcia with the 23rd overall pick in the 2005 NBA Draft.
2005-06	
July 1, 2005	Strength and Conditioning Coach Al Biancani retired.
July 6, 2005	Signed draft selection Garcia to a multi-year contract.
August 2, 2005	Acquired guard Jason Hart from Charlotte in exchange for a future second-round draft choice.
	Signed free agent guard Ronnie Price to a contract.
August 3, 2005	Acquired guard Bonzi Wells from Memphis in exchange for guard Bobby Jackson and center Greg Ostertag.
August 9, 2005	Signed free agent forward-center Jamal Sampson to a contract.
August 12, 2005	Signed free agent forward Shareef Abdur-Rahim to a multi-year contract.
August 24, 2005	Hired Daniel Shapiro as strength and conditioning coach.
October 3, 2005	Signed free agents Erik Daniels (forward), Anwar Ferguson (center), Luis Flores (guard), Lonnie Jones (center), Dan Langhi (forward), Rickey Paulding (guard) and Eric Sandrin (forward).
October 10, 2005	Waived Anwar Ferguson and Dan Langhi.
October 17, 2005	Waived Erik Daniels and Rickey Paulding.
October 25, 2005	Waived Luis Flores and Eric Sandrin.
October 27, 2005	Waived Luke Schenscher.
January 25, 2006	Acquired forward-guard Ron Artest from Indiana in exchange for forward-guard Peja Stojakovic.
February 23, 2006	Acquired center Vitaly Potapenko from Seattle and guard-forward Sergei Monia from Portland by sending center-forward Brian Skinner to Portland as part of a four-team, 10-player trade.
May 9, 2006	Mutually agree not to renew Head Coach Rick Adelman's contract. Opted not to renew the contracts of Assistant Coaches Pete Carril, Elston Turner, T.R. Dunn, and Bubba Burrage.
June 3, 2006	Named Eric Musselman head coach.
June 23, 2006	Named Scott Brooks, T.R. Dunn, Brendan O'Connor, Jason Hamm, and Mark Hughes assistant coaches. Named Clay Moser advance NBA scout.
June 28, 2006	Selected Rutgers 6-3 guard Quincy Douby with the 19th overall pick in the 2006 NBA Draft.
June 30, 2006	Exercised option on guard-forward Francisco Garcia.
2006-07	
July 3, 2006	Signed draft selection Quincy Douby to a multi-year contract.
July 24, 2006	Signed free agent guard John Salmons to a multi-year contract.



MIKE BIBBY

July 24, 2006	Signed guard Eugene "Pooh" Jeter, forward Louis Amundson, and center Justin Williams to contracts.
August 15, 2006	Signed free agent center Loren Woods to a contract.
August 25, 2006	Requested waivers on guard Sergei Monia.
October 3, 2006	Signed free agent forward Maurice Taylor to a contract.
October 10, 2006	Waived Pooh Jeter.
October 23, 2006	Waived Loren Woods.
October 26, 2006	Waived Louis Amundson and Justin Williams.
January 5, 2007	Signed Justin Williams to a 10-day contract.
January 15, 2007	Re-signed Justin Williams to a second 10-day contract.
January 23, 2007	Waived Maurice Taylor.
January 25, 2007	Signed Justin Williams for the remainder of the season.
March 1, 2007	Waived Jason Hart.
2007-08	
April 20, 2007	Relieved Eric Musselman of head coaching duties.
June 19, 2007	Named Reggie Theus head coach.
June 22, 2007	Picked up options on Francisco Garcia and Quincy Douby.
June 28, 2007	Selected Washington 7-0 center Spencer Hawes with the 10th overall pick in the 2007 NBA Draft.
July 3, 2007	Relieved Scott Brooks, Brendan O'Connor, and Mark Hughes of assistant coaching duties and Clay Moser of his NBA advance scouting duties.
July 5, 2007	Signed Spencer Hawes and guard Mustafa Shakur.
July 7, 2007	Named Kenny Natt as an assistant coach.
July 20, 2007	Withdrew qualifying offer to Ronnie Price.
July 21, 2007	Signed free agent forward-center Mikki Moore to a multi-year contract.
August 1, 2007	Named Randy Brown and Chuck Person as assistant coaches.
August 7, 2007	Center Justin Williams agreed to the team's qualifying offer, retroactive to July 3, 2007.
August 29, 2007	Named Rex Kalamian as an assistant coach.
	Extended contract of Kevin Martin.
August 31, 2007	Signed guard Orien Greene to a contract.
October 14, 2007	Waived Rashid Byrd, Nik Caner-Medley, Adam Parada, and Brandon Robinson.
October 31, 2007	Waived Mustafa Shakur.
November 1, 2007	Signed free agent guard Beno Udrih.
November 15, 2007	Requested waivers on guard Orien Greene.
December 10, 2007	Signed free agent guard Dahntay Jones.
	Waived Darryl Watkins.
February 16, 2008	Acquired guards Anthony Johnson and Tyronn Lue and forwards Shelden Williams and Lorenzen Wright from Atlanta in exchange for guard Mike Bibby.
	Waived Dahntay Jones and Justin Williams.
February 29, 2008	Waived Tyronn Lue.
2008-09	
May 27, 2008	Exercised option on contract of President, Basketball Operations Geoff Petrie.
June 26, 2008	Selected Rider 6-11 forward Jason Thompson with the 12th overall pick in the 2008 NBA Draft. Club also selected Virginia 6-0 guard Sean Singletary (42nd overall) and Georgetown 6-8 forward Patrick Ewing Jr. (43rd overall) in the second round.
July 8, 2008	Signed Jason Thompson.
July 9, 2008	Re-signed guard Beno Udrih to a multi-year contract.
	Signed Sean Singletary and Patrick Ewing Jr.
July 25, 2008	Signed free agent guard Bobby Brown.
August 14, 2008	Acquired forward Donté Greene, guard Bobby Jackson, and a future first round pick and other considerations from Houston in exchange for forward Ron Artest, guard Sean Singletary and forward Patrick Ewing Jr.
September 29, 2008	Signed Francisco Garcia to a multi-year contract extension.
September 22, 2008	Shareef Abdur-Rahim announces his retirement NBA as a player due to a reoccurring knee injury.
October 1, 2008	Named Shareef Abdur-Rahim as an assistant coach.October 8, 2008



PETE CARRIL

	Waived free agent forward Zhang Kai.
October 21, 2008	Waived forwards Noel Felix and Bobby Jones.
December 15, 2008	Relieved Reggie Theus of his coaching duties. Relieved Chuck Person of his duties as an assistant coach. Named Kenny Natt as interim head coach.
	Hired Jason Levien as Team General Counsel/Assistant General Manager.
January 8, 2009	Named Pete Carril as Basketball Development Consultant.
February 17, 2009	Acquired guard Sam Cassell and cash considerations from Boston in exchange for a conditional 2nd round pick in 2015.
February 18, 2009	Acquired Drew Gooden, Andres Nocioni, Cedric Simmons and Ike Diogu in a three-team trade that sent Brad Miller and John Salmons to Chicago and Michael Ruffin to Portland.
	Waived guards Quincy Douby and Sam Cassell.
February 19, 2009	Acquired guard Rashad McCants and center Calvin Booth from Minnesota in exchange for forward Shelden Williams and guard Bobby Brown.
	Acquired guard Will Solomon from the Toronto Raptors and cash considerations from Boston in a three-team trade that sent Boston's Patrick O'Bryant to Toronto and a protected Kings' second round pick in 2014 to Boston.
	Waived forward Mikki Moore.
April 8, 2009	Waived guard Will Solomon.
June 12, 2009	Named Paul Westphal head coach.
June 22, 2009	Named Jim Eyen, Mario Elie, and Truck Robinson as assistant coaches.
June 25, 2009	Selected Memphis 6-6 guard Tyreke Evans with the 4th overall pick in the 2009 NBA Draft. Club also selected Israel 6-9 forward Omri Casspi (23rd overall) in the first round.
	Acquired 6-3 guard Sergio Rodriguez, the draft rights to Washington 6-7 forward Jon Brockman (38th overall) and cash considerations from the Portland Trail Blazers in exchange for the draft rights to Jeff Pendergraph (31st overall).

2009-10

July 8, 2009	Signed Tyreke Evans.
July 10, 2009	Signed Omri Casspi.
July 17, 2009	Named Bryan Gates as an assistant coach.
August 3, 2009	Signed free agent forward Sean May.
September 15, 2009	Signed Jon Brockman.
September 17, 2009	Signed free agent guard-forward Desmond Mason.
October 20, 2009	Waived Melvin Ely and Lanny Smith.
October 23, 2009	Former Kings guard Bobby Jackson announced his retirement from the NBA.
October 25, 2009	Exercised the fourth-year option Spencer Hawes and third–year options on Jason Thompson and Donté Greene.
November 4, 2009	Signed free agent guard-forward Ime Udoka.
November 5, 2009	Requested waivers on Desmond Mason.
December 29, 2009	Signed President of Basketball Operations Geoff Petrie to a multi-year contract extension.
	Promoted Wayne Cooper to Vice President of Basketball Operations and General Manager.
	Promoted Mike Petrie to Assistant Vice President of Basketball Operations.
January 11, 2010	Acquire center-forward Hilton Armstrong in a trade with the New Orleans Hornets in exchange for a conditional 2016 second round pick and cash considerations.
February 20, 2010	Acquired Carl Landry and Joey Dorsey from Houston, Larry Hughes from New York by sending Kevin Martin and Hilton Armstrong to Houston and Sergio Rodriguez to New York in a three-team trade.
	Acquired Dominic McGuire and cash considerations from Washington in exchange for a protected 2010 second-round draft pick.
	Waived Kenny Thomas.
February 23, 2010	Waived Larry Hughes.
March 3, 2010	Signed Garrett Temple to a 10-day contract.
March 29, 2010	Waived Joey Dorsey.
April 12, 2010	Picked up the option on the contract of Kings Head Coach Paul Westphal for the 2011-12 season.
April 14, 2010	Exercised the team option on Carl Landry's contract for the 2010-11 season.
June 17, 2010	Acquired center Samuel Dalembert in a trade with the Philadelphia 76ers in exchange for center Spencer Hawes and forward Andres Nocioni.
June 24, 2010	Selected Kentucky 6-11 center DeMarcus Cousins with the 5th overall pick in the 2010 NBA Draft. Club also selected Marshall 7-0 center Hassan Whiteside (33rd overall) in the second round.

KINGS YEARLY TRANSACTIONS

2010-11

July 6, 2010	Signed free agent guard Donald Sloan.
July 7, 2010	Signed DeMarcus Cousins.
July 8, 2010	Signed Hassan Whiteside.
July 21, 2010	Acquired forward Darnell Jackson and a future second-round draft pick from Milwaukee in a sign and trade that sent Jon Brockman to the Bucks.
July 23, 2010	Signed free agent forward-guard Antoine Wright and guard Eugene "Pooh" Jeter.
July 29, 2010	Named Otis Hughley as an assistant coach.
September 27, 2010	Signed free agents forward-center Connor Atchley, guard Joe Crawford, guard J.R. Giddens, guard Luther Head, forward Darnell Jackson, and forward Marcus Landry.
October 4, 2010	Waived J.R. Giddens and Donald Sloan.
October 15, 2010	Waived Connor Atchley, Joe Crawford, and Marcus Landry.
October 25, 2010	Exercised the options on guard Tyreke Evans and forwards Jason Thompson, Donté Greene, and Omri Casspi
November 29, 2010	Waived Antoine Wright.
	Assigned Hassan Whiteside to the Reno Bighorns of the NBA D-League.
December 15, 2010	Acquired guard Jermaine Taylor and cash considerations from Houston in exchange for a heavily-protected, second-round pick.
January 9, 2011	Recalled Hassan Whiteside from Reno (D-League).
February 23, 2011	Acquired guard Marcus Thornton and cash considerations from New Orleans in exchange for forward Carl Landry.
February 24, 2011	Acquired forward-guard Marquis Daniels and cash considerations from Boston in exchange for a protected second-round pick in the 2017 Draft.
March 4, 2011	Hassan Whiteside underwent successful surgery to repair a partially torn patellar tendon in his left knee.
March 19, 2011	Waived guard Luther Head.
June 14, 2011	Waived guard Jermaine Taylor.
June 14, 2011	Extended qualifying offer to guard Marcus Thornton, making him a restricted free agent.
June 23, 2011	Acquired forward John Salmons and draft rights to Jimmer Fredette from Milwaukee in a three-team trade that sent guard Beno Udrih to the Bucks and the draft rights to Bismack Biyombo to Charlotte. The Bobcats also received forward-guard Corey Maggette from Milwaukee in exchange for Stephen Jackson, Shaun Livingston and the draft rights to Tobias Harris.
June 23, 2011	Selected BYU 6-2 guard Jimmer Fredette with the 10th overall pick (acquired in three-team trade) in the 2011 NBA Draft. Club also selected UCLA 6-8 forward Tyler Honeycutt (35th overall) and Washington 5-9 guard Isaiah Thomas (60th overall) in the second round.
June 30, 2011	Acquired forward-center J.J. Hickson in a trade with the Cleveland Cavaliers in exchange for forward Omri Casspi and a conditional future first-round draft pick.

2011-12

November 15, 2011	Hired Keith Smart and Bobby Jackson as assistant coaches. Additionally, the Kings hired Dwayne Wilson (equipment manager) and announced the promotions of Pete Youngman (director of sports medicine) and Manny Romero (head athletic trainer).
December 9, 2011	Renounced the rights to center Samuel Dalembert, guard Pooh Jeter, forward-guard Marquis Daniels and forward Darnell Jackson.
December 9, 2011	Re-signed restricted free agent guard Marcus Thornton to a multi-year contract.
December 9, 2011	Signed free agent center-forward Chuck Hayes to a multi-year contract.
December 9, 2011	Signed rookies Jimmer Fredette, Tyler Honeycutt and Isaiah Thomas to contracts.
December 10, 2011	Signed free agents forward Lawrence Hill and guard Adrian Oliver.
December 17, 2011	Awarded forward Travis Outlaw on a waiver claim under the NBA's new amnesty waiver procedure.
December 19, 2011	Voided Chuck Hayes' contract after failing physical.
December 21, 2011	Waived forward Lawrence Hill and guard Adrian Oliver.
December 24, 2011	Signed free agent center-forward Chuck Hayes to a multi-year contract.
January 1, 2012	Assigned Tyler Honeycutt and Hassan Whiteside to the Reno Bighorns of the D-League.
January 5, 2012	Relieved Kings Head Coach Paul Westphal of coaching duties.
	Named Keith Smart head coach.
January 13, 2012	Hired Alex English as assistant coach.
January 13, 2012	Recalled Tyler Honeycutt from Reno Bighorns.
February 3, 2012	Recalled Hassan Whiteside from Reno Bighorns.

BACK TO TABLE OF CONTENTS

March 5, 2012 Exercised contract option on Head Coach Keith Smart.
March 19, 2012 Waived J.J. Hickson.
March 21, 2012 Signed Terrence Williams to a 10-day contract.
March 31, 2012 Signed Terrence Williams to a contract for the remainder of the season.
June 28, 2012 Selected Kansas 6-10 forward Thomas Robinson with the fifth overall pick in the 2012 NBA Draft.
Also selected UC Santa Barbara 6-5 guard Orlando Johnson in the second round (36th overall). Johnson's draft rights were traded to Indiana for cash considerations.

2012-13

July 9, 2012 Signed Thomas Robinson.
July 11, 2012 Re-signed restricted free agent forward Jason Thompson to a multi-year contract.
July 16, 2012 Acquired forward James Johnson from the Toronto Raptors in exchange for a second round pick in 2014.
Agreed in principle to a contract with free agent guard Aaron Brooks.August 6, 2012 Extended the contract of Head Coach Keith Smart for the 2013-14 season.
October 1, 2012 Signed free agents center Cyril Awere, forward Tony Mitchell, center Hamady Ndiaye, and forward Willie Reed.
October 15, 2012 Waived Cyril Awere.
October 17, 2012 Exercised the 2013-14 contract options of center DeMarcus Cousins and guard Jimmer Fredette.
October 26, 2012 Waived forwards Tony Mitchell, Willie Reed and center Hamady Ndiaye.
November 7, 2012 Assigned Tyler Honeycutt to D-League's Reno Bighorns.
December 17, 2012 Recalled Tyler Honeycutt from D-League's Reno Bighorns.
December 22, 2012 Suspended center DeMarcus Cousins indefinitely for unprofessional behavior and conduct detrimental to the team.
December 24, 2012 Reinstated DeMarcus Cousins.
February 20, 2013 Acquired forward Patrick Patterson, center Cole Aldrich, guard Toney Douglas and cash considerations from the Houston Rockets in exchange for forwards Francisco Garcia, Thomas Robinson and Tyler Honeycutt.
March 1, 2013 Waived guard Aaron Brooks.
March 31, 2013 Announced Head Coach Keith Smart would not be retained for the 2013-14 season.
June 3, 2013 Hired Michael Malone as Kings head coach.
June 4, 2013 Announced Kings Assistant Coaches Jim Eyen, Alex English, and Clifford Ray would not be retained for the upcoming season.
June 10, 2013 Hired Chris Jent as an assistant coach.
June 17, 2013 Named Pete D'Alessandro as general manager.
June 21, 2013 Named Mike Bratz as assistant general manager.
June 25, 2013 Hired Brendan Malone as an assistant coach.
June 27, 2013 Selected Kansas 6-5 guard Ben McLemore with the 7th overall pick in the 2013 NBA Draft. Club also selected Detroit 6-3 guard Ray McCallum (36th overall) in the second round.

2013-14

July 9, 2013 Hired Dee Brown as assistant coach/director of player development and Micah Nori as an assistant coach. Also hired Bill Pope as advance scout.
July 10, 2013 Acquired guard Greivis Vásquez from New Orleans in a three-team trade that sent guard Tyreke Evans to the Pelicans. To round out the deal, the Kings will also receive a 2016 second-round draft pick and future second-round draft considerations while Portland acquired center Robin Lopez and guard Terrel Harris from New Orleans in exchange for the draft rights to Jeff Withey.
July 11, 2013 Announced Kings and Reno Bighorns entered into a single-affiliation partnership beginning with the 2013-14 NBA D-League season.
July 12, 2013 Acquired forward Luc Mbah a Moute from the Milwaukee Bucks in exchange for two future second-round picks.
July 13, 2013 Signed Ben McLemore to a contract.
July 15, 2013 Signed free agent forward Carl Landry.
July 18, 2013 Signed Ray McCallum to a contract.
August 2, 2013 Hired Corliss Williamson as an assistant coach.
August 21, 2013 Hired Ryan Bown as an assistant coach.
August 28, 2013 Signed free agent guard Trent Lockett.
August 29, 2013 Named Kings Director of Player Personnel Shareef Abdur-Rahim as general manager of the Reno Bighorns. Also named Kings Basketball Operations Coordinator Chris Gilbert as Reno Bighorns assistant general manager.

KINGS YEARLY TRANSACTIONS

September 5, 2013 Added Chris Mullin as Advisor to the Chairman and Majority Owner Vivek Ranadivé.
September 11, 2013 Named Robert "Chip" Schaefer as director of athletic performance.
September 30, 2013 Signed center DeMarcus Cousins to a multi-year contract extension.
October 15, 2013 Waived DeQuan Jones and Brandon Heath.
Announced Carl Landry to undergo surgery to repair a tear in his left hip flexor muscle (rectus femoris).
October 23, 2013 Kings assistant coach Brendan Malone resigned.
October 24, 2013 Waived guard Trent Lockett.
November 21, 2013 Assigned Ray McCallum to the Reno Bighorns.
November 26, 2013 Acquired forward Derrick Williams from the Minnesota Timberwolves in exchange for forward Luc Mbah a Moute.
November 27, 2013 Recalled Ray McCallum from the Reno Bighorns.
December 9, 2013 Acquired forward Rudy Gay and Quincy Acy and center Aaron Gray from the Toronto Raptors in exchange for guard Greivis Vasquez and forwards Chuck Hayes, Patrick Patterson and John Salmons.
January 6, 2014 Requested waivers on center Hamady Ndiaye.
February 19, 2014 Acquired forward Reggie Evans and guard Jason Terry from the Brooklyn Nets in exchange for guard Marcus Thornton.
February 22, 2014 Announced newly-acquired Jason Terry will spend remainder of season rehabilitating his left knee.
February 26, 2014 Signed guard Orlando Johnson to a 10-day contract.
February 27, 2014 Mutually agreed with guard Jimmer Fredette to a contract buyout.
March 6, 2014 Signed forward Royce White to a 10-day contract.
March 8, 2014 Signed Orlando Johnson to a second 10-day contract.
March 18, 2014 Signed Royce White to a second 10-day contract.
March 20, 2014 Carl Landry underwent successful arthroscopic right knee surgery to repair a medial meniscus tear.
March 26, 2014 Signed forward Willie Reed (from NBADL Springfield Armor) for the remainder of the season.
March 28, 2014 Assigned Reed to the Reno Bighorns.
March 31, 2014 Signed guard Jared Cunningham to a 10-day contract.
April 8, 2014 Recalled forward Willie Reed from Reno.
April 10, 2014 Assigned Reed to Reno.
Signed Cunningham for the remainder of the season.
April 14, 2014 Recall Willie Reed from Reno.
June 25, 2014 Extended qualifying offer to guard Isaiah Thomas.
June 26, 2014 Selected Michigan 6-6 guard Nik Stauskas with the 8th overall pick in the 2014 NBA Draft.

2014-15

July 8, 2014 Signed Nik Stauskas to a contract.
July 12, 2014 Signed free agent guard Darren Collison.
Acquired draft rights to Alex Oriakhi and trade execption from the Phoenix Suns in exchange for guard Isaiah Thomas.
July 13, 2014 Hired Tyrone Corbin as an assistant coach.
July 30, 2014 Signed free agent forward-center Eric Moreland.
August 6, 2014 Acquired forward-center Jeremy Tyler, guard Wayne Ellington and the unencumbered rights to the Knicks' 2016 second-round draft selection fro New York in exchange for forwards Quincy Acy and Travis Outlaw.
August 14, 2014 Signed free agent center Sim Bhullar to a contract. Bhullar became first player of Indian descent to sign with an NBA team.
September 3, 2014 Waived Wayne Ellington.
September 17, 2014 Acquired guard-forward Alonzo Gee, guard Scott Hopson and a trade exception from Houston in exchange for guard Jason Terry and a pair of future second-round draft selections.
September 18, 2014 Signed free agent center Ryan Hollins.
September 18, 2014 Signed free agent forward Omri Casspi.
September 23, 2014 Waived guard Scotty Hopson.
September 25, 2014 Waived guard-forward Alonzo Gee.
October 17, 2014 Announced David Arseneault Jr. will serve as the head coach of the Kings' D-League affiliate Reno Bighorns.

BACK TO TABLE OF CONTENTS

October 19, 2014 Picked up the 2015-16 option on guard Ben McLemore's contract.
October 19, 2014 Waived center Sim Bhullar, guard Deonte Burton and forward David Wear.
October 25, 2014 Waived guard Trey Johnson.
November 14, 2014 Assigned forward Eric Moreland to the Reno Bighorns.
November 17, 2014 Recalled forward Eric Moreland from the Reno Bighorns.
November 19, 2014 Signed forward Rudy Gay to a multi-year contract extension.
November 21, 2014 Assigned forward Eric Moreland to the Reno Bighorns.
November 25, 2014 Recalled forward Eric Moreland from the Reno Bighorns.
November 28, 2014 Reassigned forward Eric Moreland to the Reno Bighorns.
November 30, 2014 Recalled forward Eric Moreland from the Reno Bighorns.
December 12, 2014 Assigned forward Eric Moreland to the Reno Bighorns.
December 13, 2014 Recalled forward Eric Moreland from the Reno Bighorns.
December 14, 2014 Reassigned forward Eric Moreland to the Reno Bighorns.
December 15, 2015 Relieved Michael Malone of his head coaching duties; Assistant Coach Tyrone Corbin assumed head coaching responsibilities.
December 16, 2014 Recalled forward Eric Moreland from the Reno Bighorns.
January 17, 2015 Signed forward Quincy Miller to a 10-day contract.
January 30, 2015 Signed forward Quincy Miller to a second 10-day contract.
February 12, 2015 Relieved Tyrone Corbin of his head coaching duties.
February 12, 2015 Reached an agreement in principle with George Karl to become the team's head coach.February 17, 2015 Named George Karl as team's new head coach.
February 19, 2015 Acquired guard Andre Miller from the Washington Wizards in exchange for guard Ramon Sessions.
February 20, 2015 Signed guard David Stockton to a 10-day contract.
February 23, 2015 Hired Vance Walberg as an assistant coach.
March 3, 2015 Named Vlade Divac vice president of basketball and franchise operations.
March 23, 2015 Signed forward David Wear to a 10-day contract.
April 2, 2015 Signed center Sim Bhullar to a 10-day contract.
April 20, 2015 Signed guard David Stockton through the 2015-16 season.
May 12, 2015 Picked up the option on Reno Bighorns David Arseneault Jr.
June 25, 2015 Selected University of Kentucky forward-center Willie Cauley-Stein in the first round (6th overall) of the 2015 NBA Draft.

2015-16

July 9, 2015 Acquired a second-round draft selection in the 2016 NBA Draft from the San Antonio Spurs in exchange for guard Ray McCallum.
July 10, 2015 Acquired the draft rights to Arturas Gudaitis and Luka Mitrovic from the Philadelphia 76ers in exchange for forward Carl Landry, forward-center Jason Thompson, guard Nik Stauskas and future draft considerations.
July 13, 2015 Signed guard Rajon Rondo, guard-forward Marco Belinelli and center Kosta Koufos.
July 14, 2015 Signed forwards Omri Casspi and Luc Mbah a Moute.
July 16, 2015 Void contract of Luc Mbah a Moute.
July 16, 2015 Signed forward-center Willie Cauley-Stein.
July 16, 2015 Signed free agent guard James Anderson.
July 22, 2015 Signed free agent guard Seth Curry, forwards Quincy Acy and Duje Dukan.
July 23, 2015 Signed free agent forward Caron Butler.
July 29, 2015 Waived forward Eric Moreland.
July 31, 2015 Signed Chad Iske as associate head coach and John Welch, Anthony Carter, and Nancy Lieberman as assistant coaches, joining Corliss Williamson and Vance Walberg on Kings Head Coach George Karl's coaching staff.
August 31, 2015 Announced Vlade Divac will serve as vice president of basketball operations and general manager, named Mike Bratz as assistant general manager, Roland Beech as vice president of basketball strategy and data science and Peja Stojakovic as director of player personnel and development.
October 3, 2015 Picked up option on Ben McLemore.
October 15, 2015 Waived guard Marshall Henderson and forward Vince Hunter.
October 22, 2015 Waived guard David Stockton.
November 13, 2015 Assigned Duje Dukan to the Reno Bighorns.
December 7, 2015 Recalled Duje Dukan from Reno.
December 9, 2015 Assigned Duje Dukan to Reno.

KINGS YEARLY TRANSACTIONS

December 10, 2015 Recalled Duje Dukan from Reno.
December 17, 2015 Assigned Duje Dukan to Reno.
December 27, 2015 Recalled Duje Dukan from Reno.
February 4, 2016 Assigned Duje Dukan to Reno.
February 17, 2016 Parted ways with assistant coach Vance Walberg.
February 24, 2016 Recalled Duje Dukan from Reno.
February 25, 2016 Assigned Duje Dukan to Reno.
March 10, 2016 Suspended DeMarcus Cousins for one game for conduct detrimental to the team.
March 19, 2016 Assigned Eric Moreland to Reno.
March 30, 2016 Signed Vice President of Basketball Operations and General Manager Vlade Divac to a multi-year contract.
April 1, 2016 Recalled Duje Dukan and Eric Moreland from Reno.
April 7, 2016 Assigned Duje Dukan to Reno.
April 8, 2016 Recalled Duje Dukan from Reno.
April 14, 2016 Announced George Karl will not be retained as head coach for the 2016-17 season.
April 28, 2016 Named Ken Catanella assistant general manager.
May 9, 2016 Named Dave Joerger as team's new head coach.
June 3, 2016 Named Elston Turner, Duane Ticknor, Bryan Gates, Corliss Williamson, Nancy Lieberman and Jason March as assistant coaches.
June 23, 2016 Selected Oklahoma 6-4 guard Isaiah Cousins in the second round (59th overall) of the 2016 NBA Draft.
June 23, 2016 Acquired the draft rights for 7-0 center Georgios Papagiannis (13th overall) and Kentucky 6-11 forward-center Skal Labissiere (28th overall), the rights to Bogdan Bogdanovic and a future second-round selection from the Phoenix Suns in exchange for the draft rights to Marquese Chriss (8th overall) on the night of the 2016 NBA Draft.


VLADE DIVAC

2016-17

July 4, 2016 Waived forwards Caron Butler and Duje Dukan.
July 4, 2016 Rescinded qualifying offer for guard Seth Curry, allowing him to become an unrestricted free agent.
July 7, 2016 Acquired the draft rights of guard Syracuse 6-6 guard Malachi Richardson (first round - 22nd overall) from the Charlotte Hornets in exchange for forward Marco Belinelli.
July 9, 2016 Signed free agent guards Arron Afflalo and Garrett Temple and forwards Matt Barnes and Anthony Tolliver to contracts.
July 9, 2016 Named Bob Thornton an assistant coach and Larry Lewis as a player development coach.
July 12, 2016 Signed guard Malachi Richardson to a contract.
July 13, 2016 Signed center Georgios Papagiannis to a contract.
July 14, 2016 Claimed guard-forward Lamar Patterson off waivers.
July 15, 2016 Signed forward-center Skal Labissiere to a contract.
August 31, 2016 Signed guard Ty Lawson to a one-year deal.
September 6, 2016 Signed guard Isaiah Cousins to a contract.
September 14, 2016 Signed Jordan Farmar.
October 19, 2016 Waived Lamar Patterson
October 21, 2016 Signed Lamar Patterson
October 24, 2016 Waived Isaiah Cousins, Jordan Farmar and Lamar Patterson
November 2, 2016 Signed Jordan Farmar.
November 7, 2016 Waived Jordan Farmar.
November 11, 2016 Assigned Skal Labiessiere, Georgios Papagiannis and Malachi Richardson to Reno.
November 18, 2016 Recalled Georgios Papagiannis from Reno.
November 21, 2016 Assigned Georgios Papagiannis to Reno.
November 23, 2016 Recalled Skal Labissiere, Georgios Papagiannis and Malachi Richardson from Reno.
November 25, 2016 Assigned Skal Labissiere, Georgios Papagiannis and Malachi Richardson to Reno.
December 13, 2016 Recalled Skal Labissiere and Malachi Richardson from Reno.
December 19, 2016 Recalled Georgios Papagiannis from Reno.
December 20, 2016 Assigned Skal Labissiere and Georgios Papagiannis to Reno.
December 26, 2016 Recalled Skal Labissiere and Georgios Papagiannis from Reno.
January 2, 2017 Assigned Skal Labissiere and Georgios Papagiannis to Reno.


VIVEK RANADIVÉ

January 10, 2017	Assigned Malachi Richardson to Reno.
January 11, 2017	Recalled Malachi Richardson from Reno.
January 15, 2017	Recalled Skal Labiessiere and Georgios Papagiannis from Reno.
January 24, 2017	Assigned Georgios Papagiannis to Reno.
February 4, 2017	Recalled Georgios Papagiannis from Reno.
Februrary 20, 2017	Acquired guards Buddy Hield, Tyreke Evans, Langston Galloway and 2017 first and second-round draft selections from the New Orleans Pelicans in exchange for forward/center DeMarcus Cousins and forward Omri Casspi.
February 24, 2017	Assigned Georgios Papagiannis to Reno.
February 26, 2017	Recalled Georgios Papagiannis from Reno.
March 1, 2017	Assigned Georgios Papagiannis to Reno.
March 2,2017	Recalled Georgios Papagiannis from Reno.
March 3, 2017	Assigned Georgios Papagiannis to Reno.
March 5,2017	Recalled Georgios Papagiannis from Reno.
March 9, 2017	Assigned Georgios Papagiannis to Reno.
March 11,2017	Recalled Georgios Papagiannis from Reno.
June 1, 2017	Waived Anthony Tolliver.
June 22, 2017	Selected 6-3 Kentucky guard De'Aaron Fox in the first round (5th overall) of the 2017 NBA Draft.
	Selected 7-0 Gonzaga center Zach Collins in the first round (10th overall) of the 2017 NBA Draft.
	Selected 5-11 Kansas guard Frank Mason III in the second round (34th overall) of the 2017 NBA Draft.
	Acquired the draft rights of 6-8 North Carolina forward Justin Jackson (15th overall) and 6-10 Duke center/forward Harry Giles III from the Portland Trail Blazers in exchange for the draft rights of Collins.
June 23, 2017	Waived Arron Afflalo.
2017-18	
July 6, 2017	Signed Harry Giles III to a contract.
	Signed Justin Jackson to a contract.
July 7, 2017	Signed De'Aaron Fox to a contract.
July 10, 2017	Signed free agent guard/forward Vince Carrter.
	Signed free agent forward Zach Randolph.
	Signed free agent guard George Hill.
July 13, 2017	Signed Frank Mason III.
	Signed Bogdan Bogdanovic to a contract.
July 29, 2017	Signed free agent forward Jack Cooley to Two-Way contract.
	Signed free agent forward JaKarr Sampson to Two-Way contract.
September 10, 2017	Signed Matt Jones.
September 26, 2017	Signed Marcus Williams.
October 1, 2017	Signed Reggie Hearn.
October 10, 2017	Signed David Stockton.
	Waived Marcus Williams.
October 10, 2017	Waived David Stockton.
	Waived Matt Jones.
	Waived Reggie Hearn.
November 9, 2017	Assigned Georgios Papagiannis to Reno.
November 13, 2017	Recalled Georgios Papagiannis from Reno.
November 16, 2017	Assigned Georgios Papagiannis to Reno.
November 20, 2017	Recalled Georgios Papagiannis from Reno.
November 29, 2017	Assigned Justin Jackson, Georgios Papagiannis and Malachi Richardson to Reno.
December 5, 2017	Assigned Skal Labissiere to Reno.
	Recallled Georgios Papagiannis from Reno.
December 9, 2017	Recalled Justin Jackson, Skal Labissiere and Malachi Richardson from Reno.
January 5, 2018	Assigned Justin Jackson and Georgios Papagiannis to Reno.
January 6, 2018	Recalled Justin Jackson and Georgios Papagiannis from Reno.

KINGS YEARLY TRANSACTIONS

January 7, 2018	Assigned Justin Jackson to Reno.
January 8, 2018	Recalled Justin Jackson from Reno.
February 8, 2018	As part of a three-team trade, acquired guard Iman Shumpert, the rights to Dimitrios Agravanis, a 2020 second round draft pick and cash considerations from the Cleveland Cavaliers and guard Joe Johson and cash considerations from the Utah Jazz in exchange for trading guard George Hill to Cleveland.
	Acquired forward Bruno Caboclo from the Toronto Raptors in exchange for guard Malachi Richardson.
	Waived Georgios Papagiannis.
February 11, 2018	Waived Joe Johnson.
March 23, 2018	Assigned Bruno Cabolo to Reno.
March 25, 2018	Recalled Bruno Cabolo from Reno.
March 31, 2018	Signed Nigel Hayes to a multi-year contract.
May 9, 2018	Named Peja Stojakovic an assistant general manager.
June 21, 2018	Selected Duke 6-11 forward Marvin Bagley III in the first round (2nd overall) of the 2018 NBA Draft.
	Selected Duke 6-6 guard Gary Trent Jr. in the second round (37th overall) of the 2018 NBA Draft
	Acquired two 2020 second round picks and cash considerations in exchange for the draft rights to Gary Trent Jr..
2018-19	
July 1, 2018	Signed Marvin Bagley III to a contract.
July 7, 2018	Waived Nigel Hayes.
July 17, 2018	Acquired guard Ben McLemore, center Deyonta Davis, a 2021 second-round draft pick and cash considerations in exchange for guard Garrett Temple.
July 20, 2018	Signed Nemanja Bjelica.
July 31, 2018	Signed Wenyen Gabriel to a Two-Way contract.
August 4, 2018	Signed Jamel Artis to a contract.
August 13, 2018	Named Ty Ellis head coach of the Stockton Kings of the NBA G League.
August 28, 2018	Named Teena Murray Senior Director of Athlete Health and Performance.
	Named Mike Roncarati Director of Prevention and Rehabilitation.
	Named Joe Resendez Head Athletic Trainer.
	Named Jesse Green Performance Analyst.
September 22, 2018	Waived Deyonta Davis.
September 24, 2018	Signed Cameron Reynolds.
September 27, 2018	Signed Brandon Austin.
	Signed Kalin Lucas.
September 30, 2018	Waived Brandon Austin.
October 2, 2018	Waived Taren Sullivan.
October 4, 2018	Waived Gabe Vincent.
October 7, 2018	Waived Jamel Artis.
October 13, 2018	Waived Kalin Lucas.
	Waived Cameron Reynolds.
October 19, 2018	Signed Troy Williams to a Two-Way contract.
November 10, 2018	Assigned Harry Giles III to Stockton.
November 12, 2018	Recalled Harry Giles III from Stockton.
December 19, 2018	Assigned Harry Giles III to Stockton.
December 23, 2018	Recalled Harry Giles III from Stockton.
December 28, 2018	Assigned Harry Giles III to Stockton.
December 29, 2018	Recalled Harry Giles III from Stockton.
February 7, 2019	Acquired forward Harrison Barnes from the Dallas Mavericks in exchange for forwards Justin Jackson and Zach Randolph.
	As part of a three-team trade, acquired guard Alec Burks from the Cleveland Cavaliers and a 2020 second round pick from the Houston Rockets in exchange for guard Iman Shumpert who was traded to Houston.
	Acquired forward Caleb Swanigan from the Portland Trail Blazers in exchange for forward Skal Labissiere.
	Waived Ben McLemore.

BACK TO TABLE OF CONTENTS

KINGS YEARLY TRANSACTIONS

February 8, 2019	Signed Corey Brewer to a 10-day contract.
February 18, 2019	Signed Corey Brewer to second a 10-day contract.
February 20, 2019	Assigned Caleb Swanigan to Stockton.
February 28, 2019	Signed Corey Brewer to contract for the remainder of the season.
March 5, 2019	Assigned Caleb Swanigan to Stockton.
March 19, 2019	Assigned Caleb Swanigan to Stockton.
March 22, 2019	Signed Cody Demps to a 10-day contract.
March 23, 2019	Assigned Cody Demps to Stockton.
April 1, 2019	Signed BJ Johnson to a contract for the remainder of the season.
April 2, 2019	Assigned BJ Johnson to Lakeland.
April 3, 2019	Recalled BJ Johnson from Lakeland.
April 11, 2019	Relieved Dave Joerger of head coaching duties.
April 15, 2019	Named Luke Walton as the team's new head coach.
June 17, 2019	Named Igor Kokoskov, Bob Beyer, Jesse Mermuys and Roy Rana as assistant coaches
	Named Bobby Jackson as assistant player development coach, Jonah Herscu as advance scout and Will Scott as head video coordinator and player development coach
June 20, 2019	Selected 6-7 Wyoming forward Justin James in the second round (40th overall) of the 2019 NBA Draft.
	Selected 6-7 Michigan forward Ignas Brazdeikis in the second round (55th overall) of the 2019 NBA Draft.
	Selected 6-6 guard Vanja Marinkovic in the second round (60th overall) of the 2019 NBA Draft
June 21, 2019	Acquired the draft rights of 6-2 Virginia guard Kyle Guy (55th overall) from the New York Knicks in exchange for the draft rights of Brazdeikis.
2019-20	
July 4, 2019	Waived Frank Mason III
July 6, 2019	Signed free agent guard Cory Joseph.
July 7, 2019	Signed Kyle Guy to a Two-Way contract.
	Signed free agent guard Trevor Ariza.
July 8, 2019	Signed free agent forward Harrison Barnes and free agent center Dewayne Dedmon.
July 10, 2019	Signed Justin James to a contract.
July 16, 2019	Signed free agent forward Richaun Holmes.
July 17, 2019	Signed free agent forward Tyler Lydon
July 19, 2019	Named Stacey Augmon and Lindsey Harding as assistant coaches/player development and Rico Hines as a player development coach.
	Waived BJ Johnson.
July 30, 2019	Signed Isaiah Pineiro to a contract.

KINGS RETIRED JERSEYS





NATE ARCHIBALD: Nate "Tiny" Archibald played six of his 13 NBA seasons with the Kings franchise. Selected by the Cincinnati Royals in the second round of the 1970 NBA Draft, Archibald starred in six NBA All-Star Games. The 6-1, 180 guard posted his best season in 1972-73, averaging a career-best 34.0 ppg and 11.4 apg, becoming the only player in NBA history to lead the league in both scoring and assists. Archibald was inducted into the Hall of Fame in 1991.





MITCH RICHMOND: Mitch Richmond became the first player in Sacramento-era history to have his jersey retired (December 5, 2003). Richmond ranks among the top five in franchise history in points, field goals made and attempted, free throws made and attempted, free throw percentage, steals, three-pointers made and attempted, and three-point field goal percentage. He became the first Sacramento King to be named to the All-Star Game, and earned the All-Star MVP award in 1995 after tallying 23 points in 22 minutes off the bench. Also while with Sacramento, Richmond represented the United States in the 1996 Olympics, winning a gold medal. On August 8, 2014, Richmond was inducted into the Naismith Basketball Hall of Fame.





CHRIS WEBBER: One of the most talented forwards to ever don a Kings jersey, Chris Webber helped the Kings reach the NBA Playoffs in six straight seasons (1998-99 - 2003-04), earn two back-to-back Pacific Division titles (2001-02, 2002-03) and record a franchise record 61 regular season wins in 2001-02. Acquired from Washington in exchange for Mitch Richmond and Otis Thorpe on May 14, 1998, Webber recorded 51 points and 26 rebounds on January 5, 2001 versus Indiana, both Sacramento-era single-game records. As a King, Webber was a four-time NBA All-Star and a five-time All-NBA Team selection. He averaged 23.5 ppg, 10.6 rpg, 4.8 apg, 1.51 spg and 1.47 bpg in 377 games with Sacramento. His jersey was lifted to the rafters on February 6, 2009 (Kings vs. Utah).





6TH MAN (THE FANS): The No. 6 jersey was retired to acknowledge the support of the Kings fans. The Kings have two of the highest consecutive sellout streaks in NBA history. A sellout streak of 497 games still stands as the fourth-longest sellout streak in NBA history. The milestone streak began on opening night in 1985, the first season the Kings played in Sacramento, and ended after the second game of the 1997-98 season. From November 26, 1999, to April 18, 2007, the Kings sold out 354 straight home contests, ranking eighth on the NBA's all-time sellout list. The team sold out every home game in the Golden 1 Center's opening season.





BOBBY DAVIES: Bobby Davies, known as the Harrisburg Houdini, played all 10 of his NBA seasons with the Rochester Royals (1945-46 - 1954-55). His two free throws in the final 40 seconds of regulation broke a 75-75 tie in the seventh and deciding game of the 1951 NBA Finals against New York, helping give the franchise its first and only NBA Championship. The four-time All-Star averaged 16.2 ppg, 2.9 rpg, and 6.0 apg in his best statisical season in 1951-52. A 6-1, 175 guard, Davies was inducted into the Hall of Fame in 1969.





MAURICE STOKES: The 6-7, 240 forward played all three of his seasons for the franchise, playing his first two seasons with Rochester (1955-56 - 1956-57) and his last with Cincinnati (1957-58). In his first season, Stokes was named NBA Rookie of the Year and was named to the All-NBA Second Team after posting team-highs of 16.8 ppg (11th in NBA), 16.3 rpg (2nd in NBA), and 4.9 apg (9th in NBA). An All-Star in all three seasons, Stokes averaged 16.4 ppg, 17.3 rpg, and 5.3 apg in 202 career games. His brillant career was cut short when he was diagnosed with post-traumatic encephalopathy (brain injury damaging motor-control center) after a fall suffered three days earlier in a game against the Minneapolis Lakers (3/12/58).





OSCAR ROBERTSON: Known as the Big O, Oscar Robertson displayed an uncanny all-around game, finishing his 12-year NBA career with 25.7 ppg, 7.5 rpg, and 9.5 apg in 1,040 career games. He played 10 of his 14 NBA seasons with the Cincinnati Royals. His best season came in 1961-62 when the 6-5, 210 guard averaged a triple double - 30.8 ppg, 12.5 rpg, 11.4 apg. He averaged 30 or more points in six of his first seven seasons in the league and 10 or more assists in five of his first seven seasons. Robertson, who led the league in assists in six seasons, ranks among the NBA's all-time leaders in scoring (10th), assists (6th), and points (12th). The 12-time All-Star was inducted into the Basketball Hall of Fame in 1979.





PEJA STOJAKOVIC: Drafted by the Kings in the first round (14th overall) of the 1996 NBA Draft, Peja Stojakovic went on to play 13 NBA seasons, eight with Sacramento, and finished his career as a three-time NBA All-Star, NBA Champion (2011 Dallas Mavericks) and the Kings' franchise leader in three-pointers made (1,070) and attempted (2,687) and free throw percentage (.893). He ranks in the top 10 in NBA history in several categories, including fifth in career free throw percentage (.895), 18th in three-pointers made (1,760), and tied for eighth with Steve Nash in playoff free throw percentage (.900). His #16 jersey was retired on December 16, 2014, during halftime of the Kings-Thunder game.

BACK TO TABLE OF CONTENTS

KINGS RETIRED JERSEYS





VLADE DIVAC: Known for his craftiness on the court and his generosity off of it, Vlade Divac signed with the Kings as a free agent on January 22, 1999. Divac helped the Kings reach the NBA Playoffs in six straight seasons (1998-99 - 2003-04) while capturing two back-to-back Pacific Division titles (2001-02, 2002-03) and a franchise record 61 regular season wins in 2001-02. An All-Star in 2001, Divac played six of his 16 NBA seasons with the Kings, averaging 13.2 ppg, 7.8 rpg, 3.7 apg and 1.15 bpg in 454 games with Sacramento. He is one of 15 players in NBA history to amass 13,000 points, 9,000 rebounds and 1,500 blocks in a career. His jersey was retired on March 31, 2009 (Kings vs. New Orleans).





JACK TWYMAN: A 6-6 guard from Cincinnati, Jack Twyman played all 11 of his NBA seasons with the Kings franchise, two coming in Rochester (1955-56 and 1956-57) and the other nine seasons (1957-58 - 1965-66) in his hometown. Twyman averaged 14 or more points in his first 10 seasons and averaged 31.2 ppg, 8.9 rpg, and 3.5 apg during the 1959-60 regular season. In 1958-59, Twyman ranked second in the league in scoring, posting a 25.8 scoring average. Twyman twice scored 50 or more points in his career, including a 59-point performance versus Minneapolis (1/15/60), which still remains as the Kings' franchise single-game scoring record. Among franchise career leaders, Twyman ranks second in points (15,840), field goals made (6,237) and attempted (13,873), and free throws made (3,366) and attempted (4,325). The Hall of Fame inducted the six-time All-Star guard in 1982.





SAM LACEY: Sam Lacey, a 6-10, 235 pound forward out of New Mexico State, played 11 of his 13 NBA seasons with the Kings franchise. The first selection of the Royals in the 1970 NBA Draft, Lacey averaged a double-double in points and rebounds in his first six seasons in the league. Lacey stands as the franchise leader in games played (888) and rebounds (9,353). He ranks in second in minutes played (29,991), fifth in points (9,895) and fourth in field goals made (4,101) and field goals attempted (9,280).



FIRST GAME IN SACRAMENTO ERA

SACRAMENTO KINGS VS. LA CLIPPERS
OCTOBER 25, 1985
ARCO ARENA, SACRAMENTO, CA
ATTENDANCE: 10,333

SCORE BY PERIODS	1	2	3	4	FINAL
LA CLIPPERS	21	21	37	29	108
SACRAMENTO	25	32	30	17	104

FIRSTS IN SACRAMENTO KINGS BASKETBALL
First basket: Reggie Theus, Sacramento
First rebound: LaSalle Thompson, Sacramento
First assist: Otis Thorpe, Sacramento
First steal: Derek Smith, LA Clippers
First free throw: LaSalle Thompson, Sacramento
First block: James Donaldson, LA Clippers

VISITORS: LA CLIPPERS

PLAYER	FG	FGA	FT	FTA	REB	PTS
Cedric Maxwell	4	10	7	8	8	15
Marques Johnson	9	16	2	2	1	20
James Donaldson	2	7	3	4	15	7
Derek Smith	14	19	8	14	6	36
Franklin Edwards	5	10	6	6	2	16
Michael Cage	2	4	1	2	3	5
Jamaal Wilkes	1	7	2	2	3	4
Junior Bridgeman	0	2	0	0	0	0
Beniot Benjamin	1	2	1	2	4	3
Lancaster Gordon	1	2	0	0	0	2
Jay Murphy	0	1	0	0	0	0
TOTALS	39	80	30	40	42	108

3-POINT FG: (0-0)

HOME: SACRAMENTO

PLAYER	FG	FGA	FT	FTA	REB	PTS
Eddie Johnson	7	18	5	7	4	19
Otis Thorpe	5	6	3	6	7	13
LaSalle Thompson	4	8	3	6	13	11
Reggie Theus	9	15	6	6	4	24
Larry Drew	6	14	0	0	2	12
Mark Olberding	0	5	3	8	3	3
Mike Woodson	5	11	2	4	1	12
Rich Kelley	1	3	2	2	5	4
Joe Kleine	2	4	2	2	5	4
Carl Henry	0	1	0	0	1	0
Michael Adams	0	0	0	0	0	0
David Cooke	0	3	0	0	3	0
TOTALS	39	88	26	41	48	104

3-PT FG: Johnson 0-1, Theus 0-1 (Total 0-2)

BACK TO TABLE OF CONTENTS



OSCAR ROBERTSON
1961 NBA ALL-STAR GAME MVP



MITCH RICHMOND
1995 NBA ALL-STAR GAME MVP



JERRY LUCAS
1965 NBA ALL-STAR GAME MVP

BY THE NUMBERS

PARTICIPANTS IN ALL-STAR GAME: 23 (6 in Sac-era - Mitch Richmond, Chris Webber, Vlade Divac, Peja Stojakovic, Brad Miller, DeMarcus Cousins)
MOST ALL-STAR GAME APPEARANCES: 10, Oscar Robertson (6, Mitch Richmond)
MOST STARTS 10: Oscar Robertson (Webber 2, Divac 1, Richmond 1)
ALL-STAR GAME STARTERS: 9
TOTAL ALL-STAR GAME APPEARANCES: 74

ALL-STAR GAME PARTICIPANTS

Archibald, Nate	1973*, 75*, 76
Birdsong, Otis	1979, 80, 81
Coleman, Jack	1955
Cousins, DeMarcus	2015, 16, 17
Davies, Bob	1951*, 52*, 53, 54
Divac, Vlade	2001
Embry, Wayne	1961, 62, 63, 64, 65
Green, Johnny	1971
Lacey, Sam	1975
Lucas, Jerry	1964*, 65* (MVP), 66*, 67, 68*, 69*
Miller, Brad	2004
Regan, Richie	1957
Richmond, Mitch	1993, 94*, 95 (MVP), 96, 97, 98
Risen, Arnie	1952, 53, 54, 55
Robertson, Oscar	1961* (MVP), 62*, 63*,64* (MVP), 65*, 66*, 67*,68*, 69* (MVP), 70*
Smith, Adrian	1966 (MVP)
Stojakovic, Peja	2002, 03, 04
Stokes, Maurice	1956, 57*, 58
Twyman, Jack	1957, 58*, 59, 60*, 62, 63*
Van Arsdale, Tom	1971, 72
Wanzer, Bobby	1952*, 53*, 54*, 55*, 56*
Webber, Chris	2000, 01*, 02*, 03+
Wedman, Scott	1976

*Started that year's game
+Named, but could not play due to injury

ALL-STAR GAME COACHES

1957	Bobby Wanzer (Cincinnati)
2001	Rick Adelman (Sacramento)
2003	Rick Adelman (Sacramento)

KINGS AT ALL-STAR WEEKEND

ALL-STAR ROOKIE/SOPHOMORE GAME PARTICIPANTS

1994	Bobby Hurley - Honorary Coach
1995	Brian Grant
	Michael Smith
1996	Tyus Edney
1998	Michael Stewart
2000	Jason Williams
2002	Hedo Turkoglu
2010	Tyreke Evans (MVP)
	Omri Casspi
2011	Tyreke Evans*
	DeMarcus Cousins
2012	DeMarcus Cousins
2013	Isaiah Thomas
2018	Bogdan Bogdanovic (MVP)
	De'Aaron Fox
	Buddy Hield
2019	Marvin Bagley III
	Bogdan Bogdanovic
	De'Aaron Fox

* Evans named to Sophomore Team but due to injury did not participate

3-POINT SHOOTOUT PARTICIPANTS

1991	Danny Ainge
1992	Jim Les, Mitch Richmond
1994	Mitch Richmond
2001	Peja Stojakovic (runner-up)
2002	Peja Stojakovic (Champion)
2003	Peja Stojakovic (Champion)
2004	Peja Stojakovic (runner-up)
2019	Buddy Hield

SLAM DUNK CONTEST PARTICIPANTS

1986	Terry Tyler
1990	Kenny Smith (runner-up)
2002	Gerald Wallace (runner-up)
2014	Ben McLemore

SKILLS CHALLENGE

2016	DeMarcus Cousins
2018	Buddy Hield
2019	De'Aaron Fox

2-BALL PARTICIPANTS

1998	Mitch Richmond/Ruthie Bolton-Holifield
2000	Jason Williams/Yolanda Griffith
2001	Peja Stojakovic/Ruthie Bolton-Holifield (Champion)

3-ON-3 HOOP-IT-UP PARTICIPANTS

2002 Hedo Turkolgu (Kings), Ticha Penicheiro, (Monarchs),
Sarunas Marciulionis(former King)
Tom Cavanaugh (actor, NBC's 'Ed') (Champion)

H.O.R.S.E. PARTICIPANTS

2010 Omri Casspi

SHOOTING STARS PARTICIPANTS

2010 Tyreke Evans, Chris Webber, Nicole Powell



TYREKE EVANS
2010 T-MOBILE ROOKIE CHALLENGE MVP



GERALD WALLACE
2002 NBA SLAM DUNK CONTEST



HEDO TURKOGLU, TICHA PENICHEIRO, SARUNAS MARCIULIONIS, TOM CAVANAUGH
2002 INAUGURAL 3-ON-3 HOOP-IT-UP CHAMPIONS



RICK ADELMAN AND KINGS COACHING STAFF **WITH 2003 WESTERN CONFERENCE ALL-STARS**



BEN McLEMORE
2014 NBA SLAM DUNK CONTEST

BACK TO TABLE OF CONTENTS



OSCAR ROBERTSON
1963-64 MVP



BOBBY JACKSON
2002-03 6TH MAN



TYREKE EVANS
2009-10 ROY

YEARLY AWARDS

MOST VALUABLE PLAYER

1963-64	Oscar Robertson (Cincinnati)

COACH OF THE YEAR

1974-75	Phil Johnson (KC-Omaha)
1978-79	Cotton Fitzsimmons (Kansas City)

SIXTH MAN OF THE YEAR

2002-03	Bobby Jackson (Sacramento)

EXECUTIVE OF THE YEAR

1972-73	Joe Axelson (KC-Omaha)
1998-99	Geoff Petrie (Sacramento)
2000-01	Geoff Petrie (Sacramento)

ROOKIE OF THE YEAR

1955-56	Maurice Stokes (Rochester)
1960-61	Oscar Robertson (Cincinnati)
1963-64	Jerry Lucas (Cincinnati)
1978-79	Phil Ford (Kansas City)
2009-10	Tyreke Evans (Sacramento)

ALL-NBA TEAM SELECTIONS

1948-49	1st	Bob Davies (Rochester)
	2nd	Arnie Risen (Rochester)
1949-50	1st	Bob Davies (Rochester)
1950-51	1st	Bob Davies (Rochester)
1951-52	1st	Bob Davies (Rochester)
	2nd	Bobby Wanzer (Rochester)
1952-53	2nd	Bob Davies (Rochester)
	2nd	Bobby Wanzer (Rochester)
1953-54	2nd	Bobby Wanzer (Rochester)
1955-56	2nd	Maurice Stokes (Rochester)
1956-57	2nd	Maurice Stokes (Rochester)
1957-58	2nd	Maurice Stokes (Cincinnati)
1959-60	2nd	Jack Twyman (Cincinnati)
1960-61	1st	Oscar Robertson (Cincinnati)
1961-62	1st	Oscar Robertson (Cincinnati)
	2nd	Jack Twyman (Cincinnati)
1962-63	1st	Oscar Roberston (Cincinnati)
1963-64	1st	Oscar Robertson (Cincinnati)
	2nd	Jerry Lucas (Cincinnati)
1964-65	1st	Oscar Robertson (Cincinnati)
	1st	Jerry Lucas (Cincinnati)
1965-66	1st	Oscar Robertson (Cincinnati)
	1st	Jerry Lucas (Cincinnati)
1966-67	1st	Oscar Robertson (Cincinnati)
	2nd	Jerry Lucas (Cincinnati)
1967-68	1st	Oscar Robertson (Cincinnati)
	1st	Jerry Lucas (Cincinnati)
1968-69	1st	Oscar Robertson (Cincinnati)
1969-70	2nd	Oscar Robertson (Cincinnati)
1971-72	2nd	Nate Archibald (Cincinnati)
1972-73	1st	Nate Archibald (KC-Omaha)
1974-75	1st	Nate Archibald (KC-Omaha)
1975-76	1st	Nate Archibald (Kansas City)
1978-79	2nd	Phil Ford (Kansas City)
1979-80	3rd	Phil Ford (Kansas City)
1980-81	2nd	Otis Birdsong (Kansas City)
1993-94	2nd	Mitch Richmond (Sacramento)
1994-95	2nd	Mitch Richmond (Sacramento)
1995-96	3rd	Mitch Richmond (Sacramento)
1996-97	2nd	Mitch Richmond (Sacramento)
1997-98	3rd	Mitch Richmond (Sacramento)
1998-99	2nd	Chris Webber (Sacramento)
1999-00	3rd	Chris Webber (Sacramento)
2000-01	1st	Chris Webber (Sacramento)
2001-02	2nd	Chris Webber (Sacramento)
2002-03	2nd	Chris Webber (Sacramento)
2003-04	2nd	Peja Stojakovic (Sacramento)
2014-15	2nd	DeMarcus Cousins (Sacramento)
2015-16	2nd	DeMarcus Cousins (Sacramento)

ALL-DEFENSIVE TEAM

1970-71	2nd	Norm Van Lier (Cincinnati)
1976-77	2nd	Brian Taylor (Kansas City)
1979-80	2nd	Scott Wedman (Kansas City)
2000-01	2nd	Doug Christie (Sacramento)
2001-02	2nd	Doug Christie (Sacramento)
2002-03	1st	Doug Christie (Sacramento)
2003-04	2nd	Doug Christie (Sacramento)
2005-06	1st	Ron Artest (Sacramento)

ALL-ROOKIE TEAM

1963-64	1st	Jerry Lucas (Cincinnati)
1973-74	1st	Ron Behagen (KC-Omaha)
1974-75	1st	Scott Wedman (KC-Omaha)
1978-79	1st	Phil Ford (Kansas City)
1987-88	1st	Kenny Smith (Sacramento)
1990-91	1st	Lionel Simmons (Sacramento)
	2nd	Travis Mays (Sacramento)
1992-93	2nd	Walt Williams (Sacramento)
1994-95	1st	Brian Grant (Sacramento)
1995-96	2nd	Tyus Edney (Sacramento)
1998-99	1st	Jason Williams (Sacramento)
2000-01	2nd	Hedo Turkoglu (Sacramento)
2009-10	1st	Tyreke Evans (Sacramento)
2010-11	1st	DeMarcus Cousins (Sacramento)
2011-12	2nd	Isaiah Thomas (Sacramento)
2015-16	2nd	Willie Cauley-Stein (Sacramento)
2016-17	1st	Buddy Hield (Sacramento)
2017-18	2nd	Bogdan Bogdanovic (Sacramento)
2018-19	1st	Marvin Bagley III (Sacramento)

KINGS HONORS

J. WALTER KENNEDY CITIZENSHIP AWARD

Vlade Divac	1999-2000

PACIFIC DIVISION SPORTSMANSHIP AWARD

Mitch Richmond	1996-97

ALL-INTERVIEW TEAM

Chris Webber	1999-00
Chris Webber	2000-01
Chris Webber	2002-03 (1st Team)

MONTHLY/WEEKLY AWARDS

PLAYER OF THE MONTH

Larry Drew	December 1982
Chris Webber	January 2002
Chris Webber	December 2002
Peja Stojakovic	November 2003
Chris Webber	January 2005

COACH OF THE MONTH

Garry St. Jean	November 1995
Rick Adelman	January 2002
Rick Adelman	January 2004

ROOKIE OF THE MONTH

Lionel Simmons	December 1990
Lionel Simmons	February 1991
Brian Grant	January 1995
Tyreke Evans	October/November 2009
Tyreke Evans	December 2009
Isaiah Thomas	February 2012
Isaiah Thomas	March 2012
Ben McLemore	November 2013
Buddy Hield	March 2017

HOMETOWN HERO OF THE MONTH

Lawrence Funderburke	December 2000
Vlade Divac	June 2001
Chris Webber	February 2003

PLAYER OF THE WEEK

Phil Ford	November 18, 1979
Scott Wedman	January 6, 1980
Otis Birdsong	October 26, 1980
Phil Ford	January 25, 1981
Eddie Johnson	November 6, 1983
Otis Thorpe	January 20, 1987
Harold Pressley	April 11, 1988
Lionel Simmons	February 18, 1991
Mitch Richmond	January 27, 1997
Chris Webber	April 25, 1999
Chris Webber	January 3, 2000
Chris Webber	January 18, 2000
Chris Webber	December 11, 2000
Chris Webber	January 22, 2001
Chris Webber	January 7, 2002
Chris Webber	December 15, 2002
Peja Stojakovic	March 23, 2003
Peja Stojakovic	December 14, 2003
Brad Miller	January 31, 2005
Mike Bibby	February 28, 2005
Mike Bibby	March 13, 2006
Kevin Martin	March 4, 2007
Brad Miller	February 4, 2008
DeMarcus Cousins	January 13, 2014
DeMarcus Cousins	November 24, 2014
DeMarcus Cousins	November 16, 2015
DeMarcus Cousins	January 25, 2016
DeMarcus Cousins	January 30, 2017

KINGS-ROYALS IN THE HALL OF FAME

Nate Archibald	1970-71 thru 1975-76 Inducted 1990
Al Cervi	1945-46 thru 1947-48 Inducted 1984
Vlade Divac	1998-99 thru 2003-04 Inducted 2019
Bob Davies	1945-46 thru 1954-55 Inducted 1969
Wayne Embry	1958-59 thru 1965-66 Inducted 1999
Alex Hannum	1951-52 thru 1953-54 Inducted 1998
Red Holzman	1945-46 thru 1952-53 Inducted 1985
Clyde Lovellette	1957-58 Inducted 1987
Jerry Lucas	1963-64 thru 1969-70 Inducted 1979
Mitch Richmond	1991-92 thru 1997-98 Inducted 2014
Arnie Risen	1948-49 thru 1954-55 Inducted 1998
Oscar Robertson	1960-61 thru 1969-70 Inducted 1979
Maurice Stokes	1955-56 thru 1957-58 Inducted 2004
Jack Twyman	1955-56 thru 1965-66 Inducted 1982
Bobby Wanzer	1948-49 thru 1956-57 Inducted 1986

COACHES

Pete Carril (asst.)	1996-97 thru present Inducted 1997
Bob Cousy	1969-70 thru 1973-74 Inducted 1970
Lester Harrison	1945-46 thru 1954-55 Inducted 1979
Willis Reed (asst.)	1987-88 Inducted 1981
Bill Russell	1987-88 thru 1989-90 Inducted 1974
Bobby Wanzer	1948-49 thru 1956-57 Inducted 1986

RETIRED NUMBERS

1 Nate Archibald	14 Oscar Robertson
2 Mitch Richmond	16 Peja Stojakovic
4 Chris Webber	21 Vlade Divac
6 Sixth man (Fan)	27 Jack Twyman
11 Bobby Davies	44 Sam Lacey
12 Maurice Stokes	



MITCH RICHMOND



CHRIS WEBBER



VLADE DIVAC

BACK TO TABLE OF CONTENTS

KINGS FIRST-ROUND DRAFT CHOICES

YEAR	PLAYER	SCHOOL/FROM	HT	POS	OVERALL
2018	Marvin Bagley III	Duke	6-11	F	2
2017	De'Aaron Fox	Kentucky	6-5	G	5
2017	Zach Collins (traded to Portland)	Gonzaga	7-0	C	10
2017	Frank Mason III	Kansas	5-11	G	34
2016	Marquese Chriss (traded to Phoenix)	Washington	6-10	F	8
2015	Willie Cauley-Stein	Kentucky	7-0	C	6
2014	Nik Stauskas	Michigan	6-6	G	8
2013	Ben McLemore	Kansas	6-5	G	7
2012	Thomas Robinson	Kansas	6-10	F	5
2011	Bismack Biyombo (traded to Charlotte)	Democratic Republic of the Congo	6-9	C-F	7
2010	DeMarcus Cousins	Kentucky	6-11	F-C	5
2009	Tyreke Evans	Memphis	6-6	G	4
2009	Omri Casspi	Maccabi Tel Aviv (Israel)	6-9	F	23
2008	Jason Thompson	Rider	6-11	F	12
2007	Spencer Hawes	Washington	7-0	C	10
2006	Quincy Douby	Rutgers	6-3	G	19
2005	Francisco Garcia	Louisville	6-7	G	23
2004	Kevin Martin	Western Carolina	6-7	G	26
2003	No first round selection				
2002	Dan Dickau (traded to Atlanta)	Gonzaga	6-0	G	28
2001	Gerald Wallace	Alabama	6-7	F	25
2000	Hidayet Turkoglu	Efes Pilsen (Turkey)	6-9	G-F	16
1999	No first round selection				
1998	Jason Williams	Florida	6-1	G	7
1997	Olivier Saint-Jean (Abdul-Wahad)	San Jose State	6-6	G-F	11
1996	Predrag Stojakovic	PAOK (Greece)	6-9	G-F	14
1995	Corliss Williamson	Arkansas	6-7	F	13
1994	Brian Grant	Xavier (OH)	6-9	F	8
1993	Bobby Hurley	Duke	6-0	G	7
1992	Walt Williams	Maryland	6-8	G-F	7
1991	Billy Owens	Syracuse	6-9	F	3
1991	Pete Chilcutt	North Carolina	6-10	F-C	27
1990	Lionel Simmons	La Salle	6-8	F	7
1990	Travis Mays	Texas	6-2	G	14
1990	Duane Causwell	Temple	7-0	C	18
1990	Anthony Bonner	St. Louis	6-8	F	23
1989	Pervis Ellison	Louisville	6-9	F-C	1
1988	Ricky Berry	San Jose State	6-8	G	18
1987	Kenny Smith	North Carolina	6-3	G	6
1986	Harold Pressley	Villanova	6-7	G-F	17
1985	Joe Kleine	Arkansas	6-11	C	6
1984	Otis Thorpe	Providence	6-10	F	9
1983	Ennis Whatley *	Alabama	6-3 1/2	G	13
1982	LaSalle Thompson	Texas	6-10	C	5
1982	Brook Steppe	Georgia Tech	6-5	G	17
1981	Steve Johnson	Oregon State	6-10	C	7
1981	Kevin Loder	Alabama State	6-6	G-F	17
1980	Charles "Hawkeye" Whitney	North Carolina State	6-5 1/2	F-G	16
1979	Reggie King	Alabama	6-6	F	18
1978	Phil Ford	North Carolina	6-1	G	2
1978	Mike Evans **	Kansas State	6-1	G	21
1977	Otis Birdsong	Houston	6-4	G	2
1976	Richard Washington	UCLA	6-11	F	3
1975	Bill Robinzine	DePaul	6-7	F	10
1975	Bob Bigelow	Pennsylvania	6-7	F-G	13
1974	Scott Wedman	Colorado	6-7	F	6
1973	Ron Behagen	Minnesota	6-8	F	7
1972	Nate Williams #	Utah State	6-5	F	-
1971	Ken Durrett	La Salle	6-7	F	4
1970	Sam Lacey	New Mexico State	6-10	C	5
1969	Herm Gilliam	Purdue	6-3	G	8
1968	Don Smith (Abdul-Aziz)	Iowa State	6-9	C-F	5
1967	Mel Daniels # *	New Mexico	6-10	C-F	9
1966	Walt Wesley	Kansas	6-11	C	6
1965	Nate Bowman	Wichita State	6-10	C	6
1964	George Wilson	Cincinnati	6-8	F	T
1963	Thomas Thacker	Cincinnati	6-2	G	T
1962	Jerry Lucas	Ohio State	6-8	F-C	T
1961	Larry Siegfried	Ohio State	6-4	F	3
1960	Oscar Robertson	Cincinnati	6-5	G	T
1959	Bob Boozer	Kansas State	6-8	F	1
1958	Archie Dees	Indiana	6-8	C	2
1957	Rod Hundley	West Virginia	6-4	G	1
1956	Si Green	Duquesne	6-2	G	-
1955	Bob Armstong	Michigan State	6-8	F	-
1954	Tom Marshall	Western Kentucky	6-4	F	-
1953	Richie Regan	Seton Hall	6-2	F	-
1952	Chuck Darling	Iowa	n/a	n/a	-
1951	Sam Ranzino	North Carolina State	6-1	F	-
1950	Joe McNamee	San Francisco	6-6	C	-
1949	Frank Saul	Seton Hall	6-2	F	-
1948	Bill Gabor	Syracuse	6-0	G	-

T Territorial draft pick
* Drafted for Chicago in exchange for Mark Olberding
** Drafted by Denver for KC in exchange for a 1979 second-round pick
\# Acquired in the 1971 supplemental draft
#* Signed in ABA

HISTORY OF KINGS DRAFT

1970 DRAFT
1st Sam Lacey – New Mexico State
2nd A | Nate Archibald – Texas-El Paso
B | Doug Cook – Davidson
3rd Greg Hyder – Eastern New Mexico
4th Wade Fuller – Loyola at Chicago
5th Uluss Thompson – Wiley College
6th Charles Bishop – Louisiana Tech
7th Mike Bernard – Kentucky State
8th Joel McBride – Augusta College
9th Bob Mabry – Rio Grande (OH)
10th Carl Johnson – Gustavus Adolphus
11th Ted Hillary – St. Joseph's (IN)
12th Reggie Roach – Virginia State
13th Larry Gray – Huston-Pilloston
14th Andy Jennings – Alderson Broaddus
15th Mike Neer – Washington & Lee
16th Paul Favorite – Georgetown

1971 DRAFT
1st Ken Durrett – La Salle
2nd A | John Mengelt – Auburn
B | Joe Bergman – Creighton
3rd Rich Yunkus – Georgia Tech
4th Sid Catlett – Notre Dame
5th A | Jim Guymond –
Eastern New Mexico
B | Tyrone Marioneaux – Loyola of Louis.
6th Gil McGregor – Wake Forest
7th Ollie Shannon – Minnesota
8th Frank Fitzgerald – Boston College

1972 DRAFT
2nd A | Sam Sibert – Kentucky State
B | Mike Ratliff – Eau Claire State
3rd Ron Riley – USC
4th Frank Schade – Eau Claire State
5th Dave Bustion – Denver
6th Jerry Crocker – Guilford College (NC)
7th Mike Sneed – Fayetteville
8th Jerry Clack – Oklahoma
9th Steve McMahon – Merrimack College
10th David Hall – Kansas State
11th Floyd Mathew – Northern Arizona
12th Len Baltimore – George Washington
13th Kent Scott – Pittsburgh
14th Bob Allen – Missouri
15th Mike Jefferies – Oklahoma State
16th Mike Peterson – Nebraska

1973 DRAFT
1st Ron Behagen – Minnesota
2nd A | Mike D'Antoni – Marshall
B | Larry McNeill – Marquette
5th M.L. Carr – Guilford College (NC)
6th Mike Quick – San Francisco
7th Mike Jeffries – Missouri
8th Mike Williams – Kentucky Wesleyan
9th James Brown – Dartmouth
10th Ernie Kusyner – Kansas State

1974 DRAFT
1st Scott Wedman – Colorado
2nd Len Kosmalski – Tennessee
4th Lloyd Batts – Cincinnati
5th Terry Compton – Vanderbilt
6th Ron Kennedy – Arizona
7th Mark Browne – Missouri
8th Richie O'Connor – Fairfield
9th Jeff Dawson – Illinois
10th Dennis White – Arkansas

1975 DRAFT
1st A | Bill Robinzine – DePaul
B | Bob Bigelow – Penn
2nd Glen Hansen – LSU
3rd Bob Guyette – Kentucky
4th Kevin Cleuss – St. John's (NY)
5th Ed Stahl – North Carolina
5th Clint Chapman – USC
7th Wayne Croft – Clemson
8th Jim Bostic – New Mexico State

1976 DRAFT
1st Richard Washington – UCLA
4th Clarence Ramsey – Washington
5th Willie Hodge – Duke
6th Andre McCarter – UCLA
7th Craig Prosser – Canisius
8th Mike Davis – Bradley
9th Dave Logan – Colorado
10th Harry Bailey – N. Texas State

1977 DRAFT
1st Otis Birdsong – Houston
2nd Eddie Owens – UNLV
3rd A | Bill Paterno – Notre Dame
B | John Kuester – North Carolina
4th Larry Williams – Texas Southern
5th Bob Chapman – Michigan State
6th Bob Cooper – Providence
7th Bruce Jenner – Graceland College (IA)

1978 DRAFT
1st Phil Ford – North Carolina
3rd Jeff Cook – Idaho State
4th Geff Crompton – North Carolina
5th Derick Claiborne – Massachusetts
6th Jim Krivacs – Texas
7th Charles McMillan – N. Texas State
8th Ron Hammye – Bowling Green

1979 DRAFT
1st Reggie King – Alabama
3rd Terry Crosby – Tennessee
4th John McCullough – Oklahoma
5th Curtis Watkins – DePaul
6th Bob Roma – Princeton
7th Nick Daniels – Xavier (OH)
8th Tony Vann – Alabama-Huntsville
9th Gary Wilson – Southern Illinois
10th Russell Saunders – New Mexico

1980 DRAFT
1st Hawkeye Whitney – N.C. State
3rd Tony Murphy – Southern (LA)
5th Kelvin Blakely – Eastern Michigan
6th Trent Grooms – Kent State
7th Arnold McDowell – Montana State
8th Selected ineligible player
9th Charlie Cole – Delta State
10th Selected ineligible player

1981 DRAFT
1st A | Steve Johnson – Oregon State
B | Kevin Loder – Alabama State
2nd Eddie Johnson – Illinois
3rd Curtis Berry – Missouri
4th A | Kenneth Dennard – Duke
B B.B. Davis – Lamar
5th U.S. Reed – Arkansas
6th Brian Walker – Purdue
7th Clinton Wheeler – Wm. Paterson (NJ)
8th Randy Smithson – Wichita State
9th Mike Perry – Richmond
10th Mark Wilson – Fort Hays State (KS)

1982 DRAFT
1st A | LaSalle Thompson – Texas
B | Brook Steppe – Georgia Tech
3rd Jim Johnstone – Wake Forest
4th Mike Sanders – UCLA
5th Ken Simpson – Grambling
6th Poncho Wright – Louisville
7th Perry Range – Illinois
8th Ed Nealy – Kansas State
9th Jack Moore – Nebraska
10th Robert Estes – Iowa State

1983 DRAFT
1st Ennis Whatley – Alabama +
2nd Chris McNealy – San Jose State %
3rd Steve Harriel – Washington State
4th Mike Jackson – Wyoming
5th Lorenza Andrews – Oklahoma State
6th Alvis Rogers – Wake Forest
7th Dane Suttle – Pepperdine
8th Preston Neumayr – UC Davis
9th Bernard Hill – Panhandle State (OK)
10th Aaron Haskins – Washington State
+ Traded to Chicago for Mark Olberding
% Traded to Chicago for Larry Micheaux

1984 DRAFT
1st Otis Thorpe – Providence
3rd A | Roosevelt Chapman – Dayton
B | Jeff Allen – St. John's (NY)
4th Carl Henry – Kansas
5th Jim Foster – South Carolina
6th Bruce Vanley – Tulsa
7th Chipper Harris – Robert Morris
8th Nate Rollins – Fort Hays State (KS)
9th Greg Turner – Auburn
10th Victor Coleman – NW Missouri St.

1985 DRAFT
1st Joe Kleine – Arkansas
3rd A | Charles Bradley – South Florida
3rd B | Michael Adams – Boston College
4th Willie Simmons – Louisiana Tech
5th Bob Lojewski – St. Joseph's (PA)
6th Charles Balentine – Arkansas
7th Alton Lee Gipson – Florida State

1986 DRAFT
1st Harold Pressley – Villanova
2nd Johnny Rogers – UC Irvine
3rd Bruce Douglas – Illinois
4th A | Alvin Franklin – Houston
B | Bob Beecher – Virginia Tech
5th Keith Morrison – Washington State
6th John Flowers – UNLV
7th Ron Rankin – SE Missouri State

1987 DRAFT
1st Kenny Smith – North Carolina
3rd Sven Meyer – Oregon
4th Joe Arlauckas – Niagra
5th Vernon Carr – Michigan State
6th Daryl Thomas – Indiana
7th Scott Adubato – Upsala College (NJ)

1988 DRAFT
1st Ricky Berry – San Jose State
2nd Vinny Del Negro – N.C. State

BACK TO TABLE OF CONTENTS

YR	RD	NO	PLAYER	POS	HT/WT	CLASS	COLLEGE/FROM
1989	1	1	Pervis Ellison	PF/C	6-9/210	Senior	Louisville
	2	NONE					
1990	1	7	Lionel Simmons	SF	6-7/210	Senior	LaSalle
	1	14	Travis Mays	PG	6-2/190	Senior	Texas
	1	18	Duane Causwell	C	7-0/240	Senior	Temple
	1	23	Anthony Bonner	PF	6-8/215	Senior	Saint Loius
	2	40	Bimbo Coles*	PG	6-1/180	Senior	Virginia Tech
1991	1	3	Billy Owens	SF	6-9/225	Junior	Syracuse
	1	27	Pete Chilcutt	PF	6-10/230	Senior	North Carolina
	2	31	Randy Brown	PG/SG	6-3/190	Senior	New Mexico State
	2	42	Steve Hood	SF	6-7/185	Senior	James Madison
1992	1	7	Walt Williams	SF	6-8/220	Senior	Maryland
	2	54	Brett Roberts	SF	6-8/230	Senior	Morehead State
1993	1	7	Bobby Hurley	PG	6-0/160	Senior	Duke
	2	31	Evers Burns	PF	6-8/220	Senior	Maryland
	2	44	Alex Holcombe	PF	6-9/244	Senior	Baylor
	2	52	Mike Peplowski	PF	6-11/270	Senior	Michigan State
1994	1	8	Brian Grant	PF	6-9/254	Senior	Xavier
	2	35	Michael Smith	PF	6-8/230	Senior	Providence
	2	51	Lawrence Funderburke	PF	6-9/230	Senior	Ohio State
1995	1	13	Corliss Williamson	SF	6-7/245	Junior	Arkansas
	2	47	Tyus Edney	PG	5-10/152	Senior	UCLA
	2	51	Dejan Bodiroga	SF	6-8/217	N/A	Stefanel Milano (Italy)
1996	1	14	Peja Stojakovic	SF	6-9/230	N/A	PAOK (Greece)
	2	41	Jason Sasser*	SF	6-7/214	Senior	Texas Tech
	* Sasser's draft rights were traded to Portland for future considerations						
1997	1	11	Olivier Saint-Jean	SG/SF	6-6/223	Senior	San Jose State
	2	40	Anthony Johnson	PG	6-3/190	Senior	College of Charleston
1998	1	7	Jason Williams	PG	6-1/190	Junior	Florida
	2	36	Jerome James	C	7-0/315	Junior	Florida A&M
1999	1	NONE					
	2	45	Ryan Robertson	PG/SG	6-5/190	Senior	Kansas
2000	1	16	Hedo Turkoglu	SF	6-8/220	N/A	Efes Pilsen (Turkey)
	2	45	Jabari Smith	PF	6-11/250	Senior	Louisiana State
2001	1	25	Gerald Wallace	SF/SG	6-7/210	Freshman	Alabama
	2	55	Maurice Jeffers	SG/PG	6-4/195	Senior	Saint Louis
2002	1	28	Dan Dickau*	PG	6-0/170	Senior	Gonzaga
	2	60	Corsley Edwards	PF	6-9/295	Senior	Central Connecticut State
	*Dickau's draft rights were traded to Atlanta for future considerations						
2003	1	NONE					
	2	NONE					
2004	1	26	Kevin Martin	SG	6-7/185	Junior	Western Carolina
	2	49	Ricky Minard	SG	6-4/200	Senior	Morehead State
2005	1	23	Francisco Garcia	SG	6-7/195	Junior	Louisville
	2	NONE					

HISTORY OF KINGS DRAFT

YR	RD	NO	PLAYER	POS	HT/WT	CLASS	COLLEGE/FROM
2006	1	19	Quincy Douby	PG/SG	6-3/175	Junior	Rutgers
	2	NONE					
2007	1	10	Spencer Hawes	C	7-0/230	Freshman	Washington
	2	NONE					
2008	1	12	Jason Thompson	PF	6-11/250	Senior	Rider
	2	42	Sean Singletary	PG	6-0/184	Senior	Virginia
	2	43	Patrick Ewing Jr.	SF	6-7/225	Senior	Georgetown
2009	1	4	Tyreke Evans	SG/PG	6-5/195	Freshman	Memphis
	1	23	Omri Casspi	F	6-9/225	N/A	Maccabi Tel Aviv (Israel)
	2	31	Jeff Pendergraph*	PF	6-9/230	Senior	Arizona State
	* Pendergraph's draft rights were traded to Portland for Brockman's draft rights, Sergio Rodriguez, and cash considerations						
	2	38	Jon Brockman	PF	6-7/255	Senior	Washington
2010	1	5	DeMarcus Cousins	C	6-11/270	Freshman	Kentucky
	2	33	Hassan Whiteside	C	7-0/235	Freshman	Marshall
2011	1	7	Bismack Biyombo*	PF	6-9/240	N/A	Fuenlabrada (Spain)
	2	35	Tyler Honeycutt	SF	6-8/180	Sophomore	UCLA
	2	60	Isaiah Thomas	PG	5-9/185	Junior	Washington
	*In a three-team, eight-player trade, the Kings traded Biyombo's draft rights and Beno Udrih to Milwaukee; the Kings received Fredette's draft rights and John Salmons						
	1	10	Jimmer Fredette	PG/SG	6-2/195	Senior	Brigham Young
2012	1	5	Thomas Robinson	PF	6-9/240	Junior	Kansas
	2	36	Orlando Johnson*	SG/SF	6-5/205	Senior	UC Santa Barbara
	* Johnson's draft rights were traded to Indiana for cash considerations						
2013	1	7	Ben McLemore	SG	6-5/195	Freshman	Kansas
	2	36	Ray McCallum	PG	6-3/190	Junior	Detroit
2014	1	8	Nik Stauskas	SG	6-6/205	Sophomore	Michigan
2015	1	6	Willie Cauley-Stein	C	7-0/240	Junior	Kentucky
2016	1	8	Marquese Chriss	F	6-10/233	Freshman	Washington
	2	59	Isaiah Cousins	G	6-4/187	Senior	Oklahoma
	* Chriss' draft rights were traded to Phoenix for the draft rights of center Georgios Papagiannis and forward-center Skal Labissiere, rights to Bogdan Bogdanovic and a future second-round selection						
2017	1	5	De'Aaron Fox	G	6-5/178	Freshman	Kentucky
	1	10	Zach Collins*	C	7-0/230	Freshman	Gonzaga
	2	34	Frank Mason III	G	5-11/190	Senior	Kansas
	* Collins' draft rights were traded to Portland for the draft rights of forward Josh Jackson and center Harry Giles						
2018	1	2	Marvin Bagley III	F	6-11/234	Freshman	Duke
	2	37	Gary Trent Jr.	G	6-6/204	Freshman	Duke
2019	1	NONE					
	2	40	Justin James	G	6-7/190	Senior	Wyoming
	2	47	Ignas Brazdeikis*	F	6-7/221	Freshman	Michigan
	2	60	Vanja Marinkovic	F	6-6/200	N/A	Partizan NIS
	* Brazdeikies' draft rights were traded to New York for the draft rights for Kyle Guy						

BACK TO TABLE OF CONTENTS

ALL-TIME ROASTER



ALL-TIME NUMERICAL ROSTER

0
Olden Polynice (93/94-97/98)
Thomas Robinson (12/13)
Toney Douglas (12/13)
Orlando Johnson (13/14)
Trevor Ariza (19/20)

00
Tony Delk (99/00)
Art Long (00/01)
Greg Ostertag (04/05)
Willie Cauley-Stein (15/16-18/19)

1
Nate Archibald (74/75-75/76)
Phil Ford (78/79-81/82)
Sedric Toney (89/90)
Travis Mays (90/91)

2
Kenny Natt (84/85)
Dane Suttle (84/85)
Michael Adams (85/86)
Othell Wilson (86/87)
Michael Jackson (87/88-89/90)
Rory Sparrow (90/91)
Mitch Richmond (91/92-97/98)

3
Frank Saul (49/50-50/51)
Sam Ranzino (51/52)
Jack McMahon (52/53-55/56)
Ed Fleming (56/57)
Chris Harris (55/56)
Lee Winfield (75/76)
Randy Brown (91/92-94/95)
Mahmoud Abdul-Rauf (96/97-97/98)
Vernon Maxwell (98/99)
Gerald Wallace (01/02-03/04)
Cuttino Mobley (04/05)
Shareef Abdur-Rahim (05/06-06/07)
Ike Diogu (08/09)
Ime Udoka (09/10)
Jermaine Taylor (10/11)
Antoine Wright (10/11)
Tyler Honeycutt (11/12)
Aaron Brooks (12/13)
Ray McCallum (13/14-14/15)
Marco Belinelli (15/16)
Skal Labissiere (16/17)
George Hill (17/18)
Yogi Ferrell (18/19-19/20)

4
Connie Simmons (55/56)
Art Heyman (65/66)
Marlon Redmond (79/80)
Frankie Sanders (80/81)
Henry Turner (89/90)
Rick Calloway (90/91)
Anthony "Spud" Webb (91/92-94/95)
Corliss Williamson (95/96-97/98)
Chris Webber (98/99-04/05)

5
Don Meineke (55/56)
Guy Rodgers (67/68)
Tom Van Arsdale (67/68-72/73)
Mike D'Antoni (73/74)
Rick Adelman (74/75)
John Kuester (77/78)
Stephen Thompson (91/92)
Derrick Phelps (94/95)
Tyus Edney (95/96-96/97)
Chris Robinson (97/98)
Hedo Turkoglu (00/01-02/03)
Maurice Evans (04/05)
Jason Hart (05/06-06/07)
Orien Greene (07/08)
Anthony Johnson (07/08)
Bobby Brown (08/09)
Andres Nocioni (08/09-09/10)
Eugene "Pooh" Jeter (10/11)
John Salmons (11/12-13/14)
Quincy Acy (13/14)
Ryan Hollins (14/15)
James Anderson (15/16)
Malachi Richardson (16/17)
De'Aaron Fox (17/18-19/20)

6
No players listed at number 6; number is retired in honor of Kings fans.

7
Paul Noel (50/51-51/52)
Ed Fleming (55/56)
John McCarthy (56/57)
Danny Ainge (88/89-89/90)
Vincent Askew (92/93)
Bobby Hurley (93/94-97/98)
Michael Hawkins (98/99)
Bill Wennington (99/00)
Keon Clark (02/03)
Ronnie Price (05/06-06/07)
Dahntay Jones (07/08)
Rashad McCants (08/09)
Dominic McGuire (09/10)
Jimmer Fredette (11/12-13/14)
Darren Collison (14/15-16/17)
Skal Labissiere (17/18-18/19)

8
Bob Burrow (56/57)
Eddie Johnson (81/82-86/87)
Oliver Miller (98/99)
Mateen Cleaves (01/02-02/03)
Anthony Peeler (03/04)
Quincy Douby (06/07)
Hilton Armstrong (09/10)
Rudy Gay (13/14-16/17)
Bogdan Bogdanovic (17/18-19/20)

9
Bobby Wanzer (48/49-56/57)
Ken Dennard (81/82-82/83)
Henry Turner (94/95)
Tariq Abdul-Wahad (97/98-98/99)
Damon Jones (02/03)
Matt Barnes (04/05)
Kenny Thomas (04/05-06/07)
Luther Head (10/11)
Tyler Honeycutt (12-13)
Patrick Patterson (12/13-13/14)
Jared Cunningham (13/14)
Ramon Sessions (14/15)
David Stockton (14/15)
Rajon Rondo (15/16)
Langston Galloway (16/17)
Iman Shumpert (17/18-18/19)
BJ Johnson (18/19)
Cory Joseph (19/20)

10
Jack Coleman (49/50-55/56)
Dick Duckett (57/58)
Larry Staverman (58/59-59/60)
Ralph Davis (60/61)
Adrian Smith (61/62-69/70)
Nate Archibald (70/71-73/74)
Mike D'Antoni (74/75-75/76)
Otis Birdsong (77/78-80/81)
Don Buse (83/84-84/85)
Franklin Edwards (87/88)
Randy Wittman (88/89)
Anthony Johnson (97/98)
Ryan Robertson (99/00)
Mike Bibby (01/02-06/07)
Sergio Rodriguez (09/10)
Samuel Dalembert (10/11)
Greivis Vasquez (13/14)
Nik Stauskas (14/15)
Ty Lawson (16/17)
Frank Mason III (17/18-18/19)
Justin James (19/20)

11
Bob Davies (48/49-54/55)
James Paxson (57/58)
Vern Hatton (58/59)
Phil Rollins (59/60)
Arlen Bockhorn (60/61-64/65)
Jon McGlocklin (65/66-66/67)
Al Jackson (67/68)
Doug Sims (68/69)
Bob Bigelow (75/76-77/78)
Ron Behagan (73/74-74/75, 78/79)
Lloyd Walton (80/81)
Cliff Robinson (81/82)

12
Robert Fitzgerald (48/49)
Lionel Malamed (48/49)
Arnitz Johnson (49/50-52/53)
Norman Swanson (53/54)
Maurice Stokes (55/56-57/58)
Sihugo Green (56/57, 58/59)
Hub Reed (59/60)
Dave Piontek (56/57-59/60, 62/63)
Terry Crosby (79/80)
Jo Jo White (80/81)

13
Andrew Levane (48/49)
Bob Boozer (60/61-63/64)
George Wilson (64/65-65/66)
Walt Wesley (66/67-68/69)
Bill Turner (69/70)
Leon Douglas (80/81-82/83)
Carl Henry (85/86)
Sarunas Marciulionis (95/96)
Michael Stewart (97/98)
Doug Christie (00/01-04/05)
Darryl Watkins (07/08)
Tyreke Evans (09/10-12/13)
Derrick Williams (13/14-14/15)
Quincy Acy (15/16)
Georgios Papagiannis (16/17-17/18)
Alec Burks (18/19)
Dewayne Dedmon (19/20)

14
Arnie Risen (48/49-54/55)
Med Park (58/59-59/60)
Oscar Robertson (60/61-69/70)
Brian Taylor (76/77)
Brook Steppe (82/83)

15
Francis Curran (48/49-49/50)
Marion Spears (51/52-54/55)
Arlen Bockhorn (58/59-59/60)
Wayne Embry (60/61-65/66)
Gary Gray (67/68)
Fred Foster (68/69-70/71)
Willie Williams (70/71)
John Mengelt (71/72-72/73)
Frank Schade (72/73)
Howard Komives (73/74)
Scott Wedman (74/75-80/81)
Vinny Del Negro (88/89-89/90)
LaBradford Smith (93/94)
Kevin Ollie (98/99)
Darrick Martin (99/00-00/01)
Erik Daniels (04/05)
Sergei Monia (05/06)
John Salmons (06/07)
Cedric Simmons (08/09)
Joey Dorsey (09/10)
DeMarcus Cousins (10/11-16/17)
Vince Carter (17/18)

16
William "Red" Holzman (48/49-52/53)
Thomas Marshall (54/55, 56/57)
Dick Ricketts (55/56-57/58)
Jerry Paulson (57/58)
Jack Parr (58/59)
Phil Jordon (59/60-60/61)
Jerry Lucas (63/64-69/70)
Tom Burleson (77/78-79/80)
Greg Hyder (70/71)
Peja Stojakovic (99/00-04/05)
Ben McLemore (13/14)

17
Arnitz Johnson (48/49)
Don Henriksen (54/55)
Boris Nachamkin (54/55)
Hub Reed (60/61)
George Wilson (66/67)
Len Chappell (66/67-67/68)
Pat Frink (68/69)
Jim King (69/70)
Will Solomon (08/09)
Garret Temple (09/10, 16/17-17/18)

18
Mike Novak (48/49-49/50)
Ed Mikan (49/50-50/51)
Ray Ragelis (51/52)
Cal Christensen (52/53-54/55)
Jack Twyman (55/56-58/59)
Phil Rollins (60/61)
Dave Zeller (61/62)
Bill Dinwiddie (67/68-68/69)
Charles Paulk (70/71)
Darrell Imhoff (71/72)
Kevin Restani (77/78)
Derek Smith (86/87)
Omri Casspi (09/10-10/11, 14/15-16/17)

19
Bill Calhoun (48/49-50/51)
Phil Rollins (58/59)
Tom Hawkins (62/63-64/65)
Bob Cousy (69/70)
Moe Barr (70/71)
Beno Udrih (07/08-10/11)
Troy Williams (19/20)

20
Andy Duncan (48/49-49/50)
Joe McNamee (50/51-51/52)
Alex Hannum (51/52-53/54)
Frank Reddout (53/54)
Art Spoelstra (54/55-56/57)
Richie Regan (55/56-57/58)
Thomas Marshall (57/58-58/59)
Wayne Stevens (59/60)
Tom Hawkins (65/66)
Flynn Robinson (66/67-67/68)
Johnny Green (69/70-72/73)
Andre McCarter (76/77-77/78)
Louie Nelson (77/78)
Ernie Grunfeld (79/80-81/82)
Eddie Nealy (82/83-84/85)
David Cooke (85/86)
Bobby Hansen (90/91-91/92)
Dennis Hopson (91/92)
Andre Spencer (93/94)
Doug Lee (94/95)
Clint McDaniel (95/96)
Jeff Grayer (96/97)
Jon Barry (98/99-00/01)
Vitaly Potapenko (05/06-06/07)
Donté Greene (08/09-11/12)
Quincy Miller (14/15)
Jordan Farmar (16/17)
Harry Giles (17/18-19/20)

21
Joe Buckhalter (61/62-62/63)
Larry Staverman (61/62-63/64)
Jay Arnette (63/64-65/66)
Bob Love (66/67-67/68)
Fred Hetzel (68/69)
Don Smith (68/69)
Wally Anderzunas (69/70)
Don Kojis (72/73-74/75)
Harold Pressley (86/87-89/90)
Steve Colter (90/91)
Carl Thomas (91/92)
Rod Higgins (92/93)
Stan Kimbrough (92/93)
Trevor Wilson (93/94-94/95)
Vlade Divac (98/99-03/04)

22
George King (57/58)
Don Meineke (57/58)
Archie Dees (58/59)
Win Wilfong (59/60)
Harold "Happy" Hairston (64/65-67/68)
Luther Rackley (69/70)
Darrell Imhoff (70/71)
Nate Williams (71/72-74/75)
Gus Gerard (78/79-80/81)
Larry Drew (81/82-85/86)
Jerry Eaves (86/87)
Franklin Edwards (86/87)
Rodney McCray (88/89-89/90)
Lionel Simmons (90/91-96/97)
Jim Jackson (02/03)
Shelden Williams (07/08-08/09)
Isaiah Thomas (11/12-13/14)
Andre Miller (14/15)
Matt Barnes (16/17)
Richaun Holmes (19/20)

BACK TO TABLE OF CONTENTS

ALL-TIME NUMERICAL ROSTER

23
John Tresvant (67/68-68/69)
Al Tucker (68/69)
Jim Fox (67/68, 71/72)
Norm Van Lier (69/70-71/72)
Fred Taylor (71/72)
Ted Manakas (73/74)
Ron Riley (73/74)
Justus Thigpen (73/74)
Don May (74/75)
Marlon Redmond (78/79)
Mike Green (79/80)
Mike Bratz (85/86)
Wayman Tisdale (88/89-93/94)
Tyrone Corbin (95/96, 99/00)
Kevin Martin (04/05-09/10)
Marcus Thornton (10/11-13/14)
Ben McLemore (14/15-16/17, 18/19)
Malachi Richardson (17/18)

24
Jim Palmer (58/59-59/60)
Enoch "Bud" Olsen (64/65-65/66)
Connie Dierking (65/66-70/71)
Matt Guokas (71/72-73/74, 75/76)
Jimmy Walker (73/74-75/76)
Ron Boone (76/77-77/78)
John Lambert (80/81-81/82)
Reggie Theus (83/84-87/88)
Anthony Bonner (90/91-92/93)
Lloyd Daniels (96/97)
Terry Dehere (97/98-98/99)
Bobby Jackson (00/01-04/05)
Maurice Taylor (06/07)
Desmond Mason (09/10)
Carl Landry (09/10-10/11, 13/14-14/15)
Buddy Hield (16/17-19/20)

25
Tom Thacker (63/64-65/66)
Gil McGregor (71/72)
Jim Eakins (76/77)
Billy McKinney (78/79-79/80)
Ray Williams (82/83)
Billy Knight (83/84-84/85)
Brook Steppe (86/87)
Mike McGee (87/88)
Marty Conlon (92/93)
Nick Anderson (99/00-00/01)
Brent Price (01/02)
Darius Songaila (03/04-04/05)
Travis Outlaw (11/12-13/14)
Eric Moreland (14/15-15/16)
Justin Jackson (17/18-18/19)

26
John McCarthy (58/59
Duje Dukan (15/16))

27
Jack Twyman (59/60)

29
Ron Riley (72/73)
JaKarr Sampson (17/18)

30
Herm Gilliam (69/70)
Bob Arnzen (70/71)
Tom Black (70/71)
Flynn Robinson (70/71)
Darnell Hillman (78/79)
Kevin Loder (81/82-83/84)
David Pope (84/85)
Kenny Smith (87/88-89/90)
Kurt Rambis (92/93)
Alaa Abdelnaby (94/95)
Billy Owens (95/96-97/98)
Justin Williams (06/07-07/08)
Reggie Evans (13/14-14/15)
Seth Curry (15/16)

31
Jack Twyman (60/61-65/66)
Dick Gibbs (72/73)
Larry McNeill (73/74-75/76)
Richard Washington (76/77-78/79)
Conner Henry (87/88)
Duane Causwell (90/91-96/97)
Scot Pollard (98/99-02/03)
Jamal Sampson (05/06)
Spencer Hawes (07/08-09/10)
J.J. Hickson (11/12)
Jason Terry (13/14)
David Wear (14/15)
Caron Butler (15/16)

32
Reggie Johnson (81/82-82/83)
Dane Suttle (83/84)
Johnny Rogers (86/87)
Jawann Oldham (87/88)
Greg Kite (89/90)
Tony Dawson (90/91)
Mike Higgins (90/91)
Pete Chilcutt (91/92-93/94)
Kevin Salvadori (96/97)
Rodney Buford (03/04)
Francisco Garcia (05/06-12/13)
Sim Bhullar (14/15)
Tyreke Evans (16/17)
Wenyen Gabriel (18/19-19/20)

33
Ken Durrett (71/72-74/75)
Ollie Johnson (74/75-76/77)
Steve Johnson (81/82-83/84)
Derek Smith (88/89)
Randy Allen (88/89)
Leon Wood (90/91)
Jim Les (90/91-93/94)
Brian Grant (94/95-96/97)
Otis Thorpe (84/85-87/88, 97/98)
Kevin Salvadori (97/98)
Michael Bradley (04/05)
Mikki Moore (07/08-08/09)
Hassan Whiteside (10/11-11/12)
Aaron Gray (13/14)
Luc Mbah a Moute (13/14)
Corey Brewer (19/20)

34
Clyde Lovelette (57/58)
Wayne Embry (58/59-59/60)
John Block (72/73-73/74)
Mike Barr (76/77)
Ricky Berry (88/89)
Bill Wennington (90/91)
Michael Smith (94/95-97/98)
Rodney Buford (03/04)
Tony Massenburg (03/04)
Corliss Williamson (99/00, 04/05-06/07)
Jason Thompson (08/09-14/15)

35
Glenn Hansen (75/76-77/78)
Dave Robisch (83/84)
Mark McNamara (84/85)
Joe Kleine (85/86-88/89)
Mike Williams (89/90)
Antoine Carr (89/90-90/91)
Byron Houston (95/96)
Royce White (13/14)
Marvin Bagley III (18/19-19/20)

40
Larry Micheaux (83/84)
Peter Verhoven (84/85)
Terry Tyler (85/86-87/88)
Randy Allen (89/90)
Kevin Gamble (95/96-96/97)
Jon Brockman (09/10)
Arron Afflalo (16/17)
Harrison Barnes (18/19-19/20)

41
Win Wilfong (60/61)
Dan Tieman (62/63)
Pete Cross (72/73)
Len Elmore (79/80)
LaSalle Thompson (82/83-88/89)
Greg Stokes (89/90)
Anthony Frederick (90/91)
Darnell Jackson (10/11)
Kosta Koufos (15/16-18/19)
Tyler Lydon (19/200

42
Lucius Allen (77/78-78/79)
Mike Woodson (81/82-85/86)
Bruce Douglas (86/87)
Pervis Ellison (89/90)
Dwayne Schintzius (91/92)
Walt Williams (92/93-95/96)
Mark Hendrickson (97/98)
Bonzi Wells (05/06)
Lorenzen Wright (07/08)
Sean May (09/10)
Chuck Hayes (11/12-13/14)

43
Sid Catlett (71/72)
Mike Ratliff (72/73-73/74)
Otto Moore (73/74)
Charles Whitney (80/81-81/82)
Derek Smith (87/88)
Jim Petersen (88/89)
Peter Aluma (98/99)
Anthony Tolliver (16/17)

44
Sam Lacey (70/71-81/82)

45
Eric Leckner (90/91)
Steve Scheffler (91/92)
Randy Breuer (93/94)
Devin Gray (96/97)
Cole Aldrich (12/13)
Jack Cooley (17/18)

50
Rick Roberson (75/76)
Joe Meriweather (80/81-84/85)
Rich Kelley (85/86)
Ben Gillery (88/89)
Ralph Sampson (89/90-90/91)
Eddie House (04/05)
Zach Randolph (17/18-18/19)
Caleb Swanigan (18/19-19/20)

51
Mike Farmer (60/61)
Hub Reed (61/62-62/63)
Reggie King (79/80-82/83)
Les Jepsen (91/92)
Henry James (92/93)
Lawrence Funderburke (97/98-02/03)

52
Bill Robinzine (75/76-79/80)
Jabari Smith (00/01-01/02)
Chucky Brown (01/02)
Brad Miller (03/04-08/09)
Calvin Booth (08/09)
James Johnson (12/13)

53
Mark Olberding (83/84-86/87)
Joe Arlauckas (87/88)
Martin Nessley (87/88)
Evers Burns (93/94)
Jerome James (98/99)

54
Ed Pinckney (87/88-88/89)
Brad Lohaus (88/89)
Mike Peplowski (93/94)
Derek Grimm (97/98)
Brian Skinner (04/05)

55
Len Kosmalski (74/75-75/76)
Bob Nash (77/78-78/79)
Jason Williams (98/99-00/01)
Jabari Smith (03/04)
Terrence Williams (11/12)
Hamady Ndiaye (13/14)

58
Willie Reed (13/14)

61
Bob Nordmann (61/62)

71
Enoch "Bud" Olsen (62/63-63/64)
Bob Wiesenhahn (61/62)

88
Nemanja Bjelica (18/19-19/20)

90
Drew Gooden (08/09)

93
Ron Artest (06/07-07/08)

* Retired jersey numbers in red

Uniform numbers unknown for the following: Price Brookfield 49-50, James Davis 55-56, Dave Gambee 59-60, Jake Jones 71-72, Toby Kimball 72-73, Freddie Lewis 66-67, Al Masino 53-54, Sam Sibert 72-73, Jim Ware 66-67 (Note — Some players wore multiple uniform numbers over their career. Years in parenthesis indicate the season(s) in which a multiple-numbered player wore that particular jersey number)

PLAYOFFS

1948-49 — ROCHESTER ROYALS — Western Division Champion (45-15)

ROUND	DATE	W/L	SCORE		OPPONENT	SITE	ATT.
Western Division	3/22	W	93-64	vs.	St. Louis	Rochester Edgerton Park Sports Arena	4,200
Semifinals (2-0)	3/23	W	66-64	@	St. Louis	St. Louis Arena	2,095
Western Division	3/27	L	79-80	vs.	Minneapolis	Rochester Edgerton Park Sports Arena	4,200
Finals (0-2)	3/29	L	55-67	@	Minneapolis	St. Paul Auditorium	10,419

1949-50 — ROCHESTER ROYALS — Tie with Minneapolis for Central Division Title (51-17)

ROUND	DATE	W/L	SCORE		OPPONENT	SITE	ATT.
Central Division	3/23	L	84-90	vs.	Fort Wayne	Rochester Edgerton Park Sports Arena	4,300
Semifinals (0-2)	3/25	L	78-79*	@	Fort Wayne	Fort Wayne North Side High School	3,600

1950-51 — ROCHESTER ROYALS — Runner-up Western Division (41-27)

ROUND	DATE	W/L	SCORE		OPPONENT	SITE	ATT.
Western Division	3/20	W	110-81	vs.	Fort Wayne	Rochester Edgerton Park Sports Arena	2,029
Semifinals (2-1)	3/22	L	78-83	@	Fort Wayne	Fort Wayne North Side High School	3,751
	3/24	W	97-78	vs.	Fort Wayne	Rochester Edgerton Park Sports Arena	3,444
Western Division	3/29	L	73-76	@	Minneapolis	Minneapolis Auditorium	5,844
Finals (3-1)	3/31	W	70-66	@	Minneapolis	Minneapolis Auditorium	7,651
	4/1	W	83-70	vs.	Minneapolis	Rochester Edgerton Park Sports Arena	4,206
	4/3	W	80-75	vs.	Minneapolis	Rochester Edgerton Park Sports Arena	4,260
NBA Championship	4/7	W	92-65	vs.	New York	Rochester Edgerton Park Sports Arena	4,205
(4-3)	4/8	W	99-84	vs.	New York	Rochester Edgerton Park Sports Arena	4,200
	4/11	W	78-71	@	New York	NY 69th Regiment Armory	5,000
	4/13	L	73-79	@	New York	NY 69th Regiment Armory	4,000
	4/15	L	89-92	vs.	New York	Rochester Edgerton Park Sports Arena	4,206
	4/18	L	73-80	@	New York	NY 69th Regiment Armory	4,500
	4/21	W	79-75	vs.	New York	Rochester Edgerton Park Sports Arena	4,200

1951-52 — ROCHESTER ROYALS — Western Division Champions (41-25)

ROUND	DATE	W/L	SCORE		OPPONENT	SITE	ATT.
Western Division	3/18	W	95-78	vs.	Fort Wayne	Rochester Edgerton Park Sports Arena	2,220
Semifinals (2-0)	3/20	W	92-86	@	Fort Wayne	Fort Wayne North Side High School	2,900
Western Division	3/29	W	88-78	vs.	Minneapolis	Rochester Edgerton Park Sports Arena	4,200
Finals (1-3)	3/30	L	78-83	vs.	Minneapolis	Rochester Edgerton Park Sports Arena	4,206
	4/5	L	67-77	@	Minneapolis	Minneapolis Auditorium	9,146
	4/6	L	80-82	@	Minneapolis	Minneapolis Auditorium	9,212

1952-53 — ROCHESTER ROYALS — Runner-up Western Division (44-26)

ROUND	DATE	W/L	SCORE		OPPONENT	SITE	ATT.
Western Division	3/20	L	77-84	vs.	Fort Wayne	Rochester Edgerton Park Sports Arena	2,200
Semifinals (1-2)	3/22	W	83-71	@	Fort Wayne	Fort Wayne Memorial Coliseum	6,045
	3/24	L	65-67	vs.	Fort Wayne	Rochester Edgerton Park Sports Arena	3,500

1953-54 — ROCHESTER ROYALS — Runner-up Western Division (44-28)

ROUND	DATE	W/L	SCORE		OPPONENT	SITE	ATT.
Western Division	3/16	W	82-75	vs.	Fort Wayne	Rochester Edgerton Park Sports Arena	1,503
Round Robin (2-1)	3/17	L	88-109	@	Minneapolis	Minneapolis Auditorium	2,491
	3/21	W	89-71	@	Fort Wayne	Fort Wayne Memorial Coliseum	2,586
	3/23			@	Minneapolis	Cancelled	
Western Division	3/24	L	76-89	@	Minneapolis	Minneapolis Auditorium	2,469
Finals (1-2)	3/27	W	74-73	vs.	Minneapolis	Rochester Edgerton Park Sports Arena	1,800
	3/28	L	72-82	@	Minneapolis	Minneapolis Auditorium	5,268

1954-55 — ROCHESTER ROYALS — Third Place Western Division (29-43)

ROUND	DATE	W/L	SCORE		OPPONENT	SITE	ATT.
Western Division	3/16	L	78-82	@	Minneapolis	St. Paul Auditorium	4,851
Semifinals (1-2)	3/18	W	94-92	vs.	Minneapolis	Rochester Edgerton Park Sports Arena	2,280
	3/19	L	110-119	@	Minneapolis	St. Paul Auditorium	4,219

1957-58 — CINCINNATI ROYALS — Runner Up Tie Western Division (33-39)

ROUND	DATE	W/L	SCORE		OPPONENT	SITE	ATT.
Western Division	3/15	L	83-100	@	Detroit	University of Detroit Memorial Building	2,462
Semifinals (0-2)	3/16	L	104-124	vs.	Detroit	Cincinnati Gardens	2,508

1961-62 — CINCINNATI ROYALS — Runner Up Western Division (43-37)

ROUND	DATE	W/L	SCORE		OPPONENT	SITE	ATT.
Western Division	3/16	L	122-123	@	Detroit	Detroit Convention Arena	4,121
Semifinals (1-3)	3/17	W	129-107	vs.	Detroit	Cincinnati Gardens	1,829
	3/18	L	107-118	@	Detroit	Detroit Convention Arena	3,147
	3/20	L	111-112	vs.	Detroit	Cincinnati Gardens	3,336

1962-63 — CINCINNATI ROYALS — Third Place Eastern Division (42-38)

ROUND	DATE	W/L	SCORE		OPPONENT	SITE	ATT.
Eastern Division	3/19	L	120-123	@	Syracuse	Syracuse Onondaga War Memorial	4,325
Semifinals (3-2)	3/21	W	133-115	vs.	Syracuse	Cincinnati Gardens	3,205
	3/23	L	117-121	@	Syracuse	Syracuse Onondaga War Memorial	8,087
	3/24	W	125-118	vs.	Syracuse	Cincinnati Gardens	3,331
	3/26	W	131-127*	@	Syracuse	Syracuse Onondaga War Memorial	7,418
Eastern Division	3/28	W	135-132	@	Boston	Boston Garden	13,798
Finals (3-4)	3/29	L	102-125	vs.	Boston	Cincinnati Gardens	11,102
	3/31	W	121-116	@	Boston	Boston Garden	13,909
	4/3	L	110-128	vs.	Boston	Xavier University Field House	3,498
	4/6	L	120-125	@	Boston	Boston Garden	13,909
	4/7	W	109-99	vs.	Boston	Cincinnati Gardens	7,745
	4/10	L	131-142	@	Boston	Boston Garden	13,909

1963-64 — CINCINNATI ROYALS — Runner-up Eastern Division (55-25)

ROUND	DATE	W/L	SCORE		OPPONENT	SITE	ATT.
Eastern Division	3/22	W	127-102	vs.	Philadelphia	Cincinnati Gardens	6,238
Semifinals (3-2)	3/24	L	114-122	@	Philadelphia	Philadelphia Convention Hall	4,510
	3/25	W	101-89	vs.	Philadelphia	Cincinnati Gardens	7,171
	3/28	L	120-129	@	Philadelphia	Philadelphia Convention Hall	4,255
	3/29	W	130-124	vs.	Philadelphia	Cincinnati Gardens	7,913
Eastern Division	3/31	L	87-103	@	Boston	Boston Garden	13,909
Finals (1-4)	4/2	L	90-101	@	Boston	Boston Garden	13,909
	4/5	L	92-102	vs.	Boston	Cincinnati Gardens	11,850
	4/7	W	102-93	vs.	Boston	Cincinnati Gardens	2,300
	4/9	L	95-109	@	Boston	Boston Garden	13,909

1964-65 — CINCINNATI ROYALS — Runner-up Eastern Division (48-32)

ROUND	DATE	W/L	SCORE		OPPONENT	SITE	ATT.
Eastern Division	3/24	L	117-119*	vs.	Philadelphia	Cincinnati Gardens	6,422
Semifinals (1-3)	3/26	W	121-120	@	Philadelphia	Philadelphia Convention Hall	5,801
	3/28	L	94-108	vs.	Philadelphia	Cincinnati Gardens	6,289
	3/31	L	112-119	@	Philadelphia	Philadelphia Convention Hall	7,451

1965-66 — CINCINNATI ROYALS — Third Place Eastern Division (45-35)

ROUND	DATE	W/L	SCORE		OPPONENT	SITE	ATT.
Eastern Division	3/23	W	107-103	@	Boston	Boston Garden	9,510
Semifinals (2-3)	3/26	L	125-132	vs.	Boston	Cincinnati Gardens	10,027
	3/27	W	113-107	@	Boston	Boston Garden	13,531
	3/30	L	103-120	vs.	Boston	Cincinnati Gardens	12,107
	4/1	L	103-112	@	Boston	Boston Garden	13,909

1966-67 — CINCINNATI ROYALS — Third Place Eastern Division (39-42)

ROUND	DATE	W/L	SCORE		OPPONENT	SITE	ATT.
Eastern Division	3/21	W	120-116	@	Philadelphia	Philadelphia Convention Hall	5,097
Semifinals (1-3)	3/22	L	102-123	vs.	Philadelphia	Cincinnati Gardens	5,276
	3/24	L	106-121	@	Philadelphia	Philadelphia Convention Hall	8,987
	3/25	L	94-112	vs.	Philadelphia	Cincinnati Gardens	2,624

1974-75 — KANSAS CITY–OMAHA KINGS — Runner-up Midwest Division (44-38)

ROUND	DATE	W/L	SCORE		OPPONENT	SITE	ATT.
Western Conf.	4/9	L	89-95	@	Chicago	Chicago Stadium	15,433
Semifinals (2-4)	4/13	W	102-95	vs.	Chicago	Kemper Memorial Arena	11,378
	4/16	L	90-93	@	Chicago	Chicago Stadium	18,347
	4/18	W	104-100*	vs.	Chicago	Kemper Memorial Arena	14,945
	4/20	L	77-104	@	Chicago	Chicago Stadium	16,247
	4/23	L	89-101	vs.	Chicago	Kemper Memorial Arena	12,445

1978-79 — KANSAS CITY KINGS — Midwest Division Champions (48-34)

ROUND	DATE	W/L	SCORE		OPPONENT	SITE	ATT.
Western Conf.	4/17	L	99-102	@	Phoenix	Phoenix Veterans Memorial Coliseum	12,660
Semifinals (1-4)	4/20	W	111-91	vs.	Phoenix	Kemper Memorial Arena	13,659
	4/22	L	93-108	@	Phoenix	Tempe Arizona State University	14,301
	4/25	L	94-108	vs.	Phoenix	Kemper Memorial Arena	13,124
	4/27	L	99-120	@	Phoenix	Phoenix Veterans Memorial Coliseum	12,660

1979-80 — KANSAS CITY KINGS — Runner-up Midwest Division (47-35)

ROUND	DATE	W/L	SCORE		OPPONENT	SITE	ATT.
Western Conf.	4/2	L	93-96	@	Phoenix	Phoenix Veterans Memorial Coliseum	12,660
First Round (1-2)	4/4	W	106-96	vs.	Phoenix	Kemper Memorial Arena	9,637
	4/6	L	99-114	@	Phoenix	Phoenix Veterans Memorial Coliseum	11,306

BACK TO TABLE OF CONTENTS

1980-81 — KANSAS CITY KINGS — Runner Up Tie Midwest Division (40-42)

ROUND	DATE	W/L	SCORE		OPPONENT	SITE	ATT.
Western Conf.	4/1	W	98-97*	@	Portland	Portland Memorial Coliseum	12,666
First Round (2-1)	4/3	L	119-124*	vs.	Portland	Kemper Memorial Arena	11,088
	4/5	W	104-95	@	Portland	Portland Memorial Coliseum	12,666
Western Conf.	4/7	L	80-102	@	Phoenix	Phoenix Veterans Memorial Coliseum	12,660
Semifinals (4-3)	4/8	W	88-83	@	Phoenix	Phoenix Veterans Memorial Coliseum	12,660
	4/10	W	93-92	vs.	Phoenix	Kemper Memorial Arena	13,776
	4/12	W	102-95	vs.	Phoenix	Kemper Memorial Arena	11,089
	4/15	L	89-101	@	Phoenix	Phoenix Veterans Memorial Coliseum	12,660
	4/17	L	76-81	vs.	Phoenix	Kemper Memorial Arena	15,232
	4/19	W	95-88	@	Phoenix	Phoenix Veterans Memorial Coliseum	12,660
Western Conf.	4/21	L	78-97	vs.	Houston	Kemper Memorial Arena	13,885
Finals (1-4)	4/22	W	88-79	vs.	Houston	Kemper Memorial Arena	14,326
	4/24	L	88-92	@	Houston	Houston Summit	16,121
	4/26	L	89-100	@	Houston	Houston Summit	16,121
	4/29	L	88-97	vs.	Houston	Kemper Memorial Arena	14,640

1983-84 — KANSAS CITY KINGS — Third Place Tie Midwest Division (38-44)

ROUND	DATE	W/L	SCORE		OPPONENT	SITE	ATT.
Western Conf.	4/18	L	105-116	@	Los Angeles	Los Angeles Forum	13,918
First Round (0-3)	4/20	L	102-109	@	Los Angeles	Los Angeles Forum	14,986
	4/22	L	102-108	vs.	Los Angeles	Kemper Memorial Arena	7,261

1985-86 — SACRAMENTO KINGS — Fifth Place Midwest Division (37-45)

ROUND	DATE	W/L	SCORE		OPPONENT	SITE	ATT.	NETWORK
Western Conf.	4/17	L	87-107	@	Houston	Houston Summit	15,101	-------
First Round (0-3)	4/19	L	103-111	@	Houston	Houston Summit	16,016	WTBS
	4/22	L	98-113	vs.	Houston	ARCO Arena I	10,333	WTBS

1995-96 — SACRAMENTO KINGS — Fifth Place Pacific Division (39-43)

ROUND	DATE	W/L	SCORE		OPPONENT	SITE	ATT.	NETWORK
Western Conf.	4/26	L	85-97	@	Seattle	KeyArena	17,072	TNT
First Round (1-3)	4/28	W	90-81	@	Seattle	KeyArena	17,072	TNT
	4/30	L	89-96	vs.	Seattle	ARCO Arena	17,317	TNT
	5/2	L	87-101	vs.	Seattle	ARCO Arena	17,317	TBS

1998-99 — SACRAMENTO KINGS — Third Place Tie Pacific Division (27-23)

ROUND	DATE	W/L	SCORE		OPPONENT	SITE	ATT.	NETWORK
Western Conf.	5/8	L	87-117	@	Utah	Delta Center	19,911	NBC
First Round (2-3)	5/10	W	101-90	@	Utah	Delta Center	19,911	TBS
	5/12	W	84-81*	vs.	Utah	ARCO Arena	17,317	TNT
	5/14	L	89-90	vs.	Utah	ARCO Arena	17,317	TNT
	5/16	L	92-99*	@	Utah	Delta Center	19,911	NBC

1999-00 — SACRAMENTO KINGS — Fifth Place Pacific Division (44-38)

ROUND	DATE	W/L	SCORE		OPPONENT	SITE	ATT.	NETWORK
Western Conf.	4/23	L	107-117	@	LA Lakers	STAPLES Center	18,997	NBC
First Round (2-3)	4/27	L	89-113	@	LA Lakers	STAPLES Center	18,997	TNT
	4/30	W	99-91	vs.	LA Lakers	ARCO Arena	17,317	NBC
	5/2	W	101-88	vs.	LA Lakers	ARCO Arena	17,317	TNT
	5/5	L	86-113	@	LA Lakers	STAPLES Center	18,997	TNT

2000-01 — SACRAMENTO KINGS — Second Place Pacific Division (55-27)

ROUND	DATE	W/L	SCORE		OPPONENT	SITE	ATT.	NETWORK
Western Conf.	4/22	L	83-86	vs.	Phoenix	ARCO Arena	17,317	NBC
First Round (3-1)	4/25	W	116-90	vs.	Phoenix	ARCO Arena	17,317	TNT
	4/27	W	104-96	@	Phoenix	America West Arena	19,023	NBC
	5/2	W	89-82	@	Phoenix	America West Arena	18,836	TNT
Western Conf.	5/6	L	105-108	@	LA Lakers	STAPLES Center	18,997	NBC
Semifinals (0-4)	5/8	L	90-96	@	LA Lakers	STAPLES Center	18,997	TBS
	5/11	L	81-103	vs.	LA Lakers	ARCO Arena	17,317	TNT
	5/13	L	113-119	vs.	LA Lakers	ARCO Arena	17,317	NBC

2001-02 — SACRAMENTO KINGS — First Place Pacific Division (61-21)

ROUND	DATE	W/L	SCORE		OPPONENT	SITE	ATT.	NETWORK
Western Conf.	4/20	W	89-86	vs.	Utah	ARCO Arena	17,317	NBC
First Round (3-1)	4/23	L	86-93	vs.	Utah	ARCO Arena	17,317	TBS
	4/27	W	90-87	@	Utah	Delta Center	19,911	NBC
	4/29	W	91-86	@	Utah	Delta Center	19,911	TNT
Western Conf.	5/4	W	108-91	vs.	Dallas	ARCO Arena	17,317	NBC
Semifinals (4-1)	5/6	L	102-110	vs.	Dallas	ARCO Arena	17,317	TNT
	5/9	W	125-119	@	Dallas	American Airlines Center	20,265	TNT
	5/11	W	115-113*	@	Dallas	American Airlines Center	20,274	NBC
	5/13	W	114-101	vs.	Dallas	ARCO Arena	17,317	TNT

FRANCHISE PLAYOFF HISTORY

ROUND	DATE	W/L	SCORE		OPPONENT	SITE	ATT.	NETWORK
Western Conf.	5/18	L	99-106	vs.	LA Lakers	ARCO Arena	17,317	NBC
Finals (3-4)	5/20	W	96-90	vs.	LA Lakers	ARCO Arena	17,317	TNT
	5/24	W	103-90	@	LA Lakers	STAPLES Center	18,997	NBC
	5/26	L	99-100	@	LA Lakers	STAPLES Cener	18,997	NBC
	5/28	W	92-91	vs.	LA Lakers	ARCO Arena	17,317	NBC
	5/31	L	102-106	@	LA Lakers	STAPLES Center	18,997	NBC
	6/2	L	106-112*	vs.	LA Lakers	ARCO Arena	17,317	NBC

2002-03 — SACRAMENTO KINGS — First Place Pacific Division (59-23)

ROUND	DATE	W/L	SCORE		OPPONENT	SITE	ATT.	NETWORK
Western Conf.	4/19	W	96-90	vs.	Utah	ARCO Arena	17,317	TNT
First Round (4-1)	4/21	W	108-95	vs.	Utah	ARCO Arena	17,317	TNT
	4/26	L	104-107	@	Utah	Delta Center	19,911	ESPN
	4/28	W	99-82	@	Utah	Delta Center	19,911	TNT
	5/30	W	111-91	vs.	Utah	ARCO Arena	17,317	TNT
Western Conf.	5/6	W	124-113	@	Dallas	American Airlines Center	20,525	ESPN2
Semifinals (3-4)	5/8	L	110-132	@	Dallas	American Airlines Center	20,491	ESPN
	5/10	L	137-141+	vs.	Dallas	ARCO Arena	17,317	ESPN
	5/11	W	99-83	vs.	Dallas	ARCO Arena	17,317	TNT
	5/13	L	93-112	@	Dallas	American Airlines Center	20,556	TNT
	5/15	W	115-109	vs.	Dallas	ARCO Arena	17,317	ESPN
	5/17	L	99-112	@	Dallas	American Airlines Center	20,595	TNT

2003-04 — SACRAMENTO KINGS — Second Place Pacific Division (55-27)

ROUND	DATE	W/L	SCORE		OPPONENT	SITE	ATT.	NETWORK
Western Conf.	4/18	W	116-105	vs.	Dallas	ARCO Arena	17,317	ABC
First Round (4-1)	4/20	W	83-79	vs.	Dallas	ARCO Arena	17,317	TNT
	4/24	L	79-104	@	Dallas	American Airlines Center	20,580	ESPN
	4/26	W	94-92	@	Dallas	American Airlines Center	20,677	TNT
	4/29	W	119-118	vs.	Dallas	ARCO Arena	17,317	TNT
Western Conf.	5/4	W	104-98	@	Minnesota	Target Center	18,792	TNT
Semifinals (3-4)	5/8	L	89-94	@	Minnesota	Target Center	19,599	TNT
	5/10	L	113-114*	vs.	Minnesota	ARCO Arena	17,317	TNT
	5/12	W	87-81	vs.	Minnesota	ARCO Arena	17,317	ESPN
	5/14	L	74-86	@	Minnesota	Target Center	19,818	TNT
	5/16	W	104-87	vs.	Minnesota	ARCO Arena	17,317	ABC
	5/19	L	80-83	@	Minnesota	Target Center	19,944	TNT

2004-05 — SACRAMENTO KINGS — Second Place Pacific Division (50-32)

ROUND	DATE	W/L	SCORE		OPPONENT	SITE	ATT.	NETWORK
Western Conf.	4/23	L	82-87	@	Seattle	KeyArena	17,072	ESPN
First Round (1-4)	4/26	L	93-105	@	Seattle	KeyArena	17,072	TNT
	4/29	W	116-104	vs.	Seattle	ARCO Arena	17,317	ESPN
	5/1	L	102-115	vs.	Seattle	ARCO Arena	17,317	TNT
	5/3	L	118-122	@	Seattle	KeyArena	17,072	TNT

2005-06 — SACRAMENTO KINGS — Fourth Place Pacific Division (44-38)

ROUND	DATE	W/L	SCORE		OPPONENT	SITE	ATT.	NETWORK
Western Conf.	4/22	L	88-122	@	San Antonio	AT&T Center	18,797	ESPN
First Round (2-4)	4/25	L	119-128*	@	San Antonio	AT&T Center	18,797	TNT
	4/28	W	94-93	vs.	San Antonio	ARCO Arena	17,317	ESPN2
	4/30	W	102-84	vs.	San Antonio	ARCO Arena	17,317	TNT
	5/2	L	98-109	@	San Antonio	AT&T Center	18,797	NBATV
	5/5	L	83-105	vs.	San Antonio	ARCO Arena	17,317	ESPN

* Denotes overtime period
\+ Denotes double overtime

DID YOU KNOW? The franchise record for consecutive playoff appearances is eight as the Kings qualified for the playoffs from 1998 to 2006. Since moving to Sacramento, the Kings have been to the NBA Playoffs 10 times.

BACK TO TABLE OF CONTENTS

KINGS-ROYALS INDIVIDUAL RECORDS

Most Points				
Game	43	Oscar Robertson	at Boston	Apr. 10, 1963
Game	43	Oscar Robertson	at Boston	Mar. 28, 1963
Half (2nd)	29	Oscar Robertson	at Boston	Mar. 28,1963
Quarter (3rd)	17	Oscar Robertson	at Boston	Mar. 28, 1963
Most Field Goals Game	17	Oscar Robertson	at Boston	Mar. 28, 1963
Most Field Goal Attempts				
Game	32	Chris Webber	vs. Phoenix	Apr. 22, 2001
Most Free Throws				
Game	21	Oscar Robertson	at Boston	Apr. 10, 1963
Most Free Throw Attempts				
Game	22	Oscar Robertson	at Boston	Apr. 10, 1963
Most Rebounds				
Game	28	Jack Coleman	vs. New York	Apr. 8, 1951
Most Offensive Rebounds				
Game	10	Chris Webber	vs. Phoenix	Apr. 22, 2001
Most Defensive Rebounds				
Game	19	Sam Lacey	vs. Chicago	Apr. 13, 1975
Most Assists				
Game	18	Oscar Robertson	at Philadelphia	Mar. 29, 1964
Most Three-Point Field Goals				
Game	6	Mike Bibby	vs. Dallas	Apr. 29, 2004
Most Three-Point Field Goal Attempts				
Game	13	Peja Stojakovic	vs. Minnesota	May 10, 2004
Most Steals				
Game	6	Doug Christie	at Dallas	May 11, 2002
Game	6	Ernie Grunfeld	at Houston	Apr. 26, 1981
Game	6	Sam Lacey	at Houston	Apr. 24, 1981
Game	6	Bill Robinzine	vs. Phoenix	Apr. 20, 1979
Most Blocked Shots				
Game	7	Chris Webber	vs. LA Lakers	May 2, 2000
Most Turnovers				
Game	8	Sam Lacey	vs. Phoenix	Apr. 25, 1979

OPPONENT INDIVIDUAL RECORDS

Most Points				
Game	48	Kobe Bryant	vs. LA Lakers	May 13, 2001
Half (2nd)	28	Kobe Bryant	vs. LA Lakers	May 13, 2001
Quarter (1st)	18	Dirk Nowitzki	at Dallas	May 8, 2003
Most Field Goals				
Game	21	Shaquille O'Neal	at LA Lakers	Apr. 23, 2000
Most Field Goals Attempts				
Game	34	Moses Malone	at Houston	Apr. 26, 1981
Most Free Throws				
Game	17	Kobe Bryant	vs. LA Lakers	May 13, 2001
Game	17	George Mikan	vs. Minneapolis	Mar. 29, 1952
Most Free Throw Attempts				
Game	19	Kobe Bryant	vs. LA Lakers	May 13, 2001
Most Rebounds				
Game	35	Bill Russell	at Boston	Apr. 9, 1964
Most Offensive Rebounds				
Game	11	Shaquille O'Neal	at LA Lakers	May 6, 2001
Most Defensive Rebounds				
Game	20	Kevin Garnett	at Minnesota	May 19, 2004
Most Assists				
Game	19	Wilt Chamberlain	at Philadelphia	Mar. 24, 1967
Most Three-Point Field Goals				
Game	7	Sam Cassell	at Minnesota	May 4, 2004

FRANCHISE PLAYOFF RECORDS

Most Three-Point Field Goal Attempts				
Game	12	Michael Finley	at Dallas	May 8, 2003
Most Steals				
Game	6	Shawn Kemp	vs. Seattle	May 2, 1996
Game	6	Allen Leavell	vs. Houston	Apr. 21, 1981
Most Blocked Shots				
Game	7	Shaquille O'Neal	at LA Lakers	May 6, 2001
Most Turnovers				
Game	9	Steve Nash	at Dallas	May 11, 2002
Game	9	Shawn Kemp	at Seattle	Apr. 28, 1996

KINGS-ROYALS TEAM RECORDS

Most Points			
Game (2OT)	137	vs.Dallas	May 10, 2003
Game	135	atBoston	Mar. 28, 1963
Half (2nd)	74	atBoston	Mar. 28, 1963
Quarter (4th)	44	vs.Syracuse	Mar. 21, 1963
Overtime	17	at Syracuse	Mar. 26, 1963
Fewest Points			
Game	55	at Minneapolis	Mar. 29, 1949
Half (2nd)	20	at Minneapolis	Mar. 29, 1949
Quarter (4th)	3	at Minneapolis	Mar. 29, 1949
Overtime	7	vs. Portland	Apr. 3, 1981
Most Field Goals			
Game	53	vs. Philadelphia	Mar. 29, 1964
Most Field Goal Attempts			
Game	118	at Philadelphia	Mar. 24, 1967
Highest Field Goal Percentage			
Game	.550	at Dallas (44-80)	May 6, 2003
Lowest Field Goal Percentage			
Game	.239	vs. Fort Wayne (17-71)	Mar. 24, 1953
Most Free Throws			
Game	45	at Boston	Mar. 27, 1966
Most Free Throw Attempts			
Game	54	at Boston	Mar. 27, 1966
Most Rebounds			
Game	74	vs. Detroit	Mar. 17, 1962
Most Offensive Rebounds			
Game	29	at Phoenix	Apr. 27, 1979
Most Defensive Rebounds			
Game (2OT)	44	vs. Dallas	May 10, 2003
Game	44	at Dallas	Apr. 26, 2004
Most Assists			
Game	35	at Portland	Apr. 1, 1981
Most Three-Point Field Goals			
Game	11	vs. Dallas	Apr. 29, 2004
Game	11	vs. Dallas	Apr. 18, 2004
Most Three-Point Field Goal Attempts			
Game (2OT)	26	vs. Dallas	May 10, 2003
Game	25	at Dallas	May 17, 2003
Most Personal Fouls			
Game	40	at Fort Wayne	Mar. 22, 1953
Most Steals			
Game	14	at Utah	Apr. 28, 2003
Game	14	at Phoenix	Apr. 22, 1979
Game	14	at Phoenix	Apr. 17, 1979
Most Blocked Shots			
Game	10	at Dallas	May 17, 2003
Most Turnovers			
Game	11	vs. Dallas	Apr. 29, 2004
Game	26	several times	

BACK TO TABLE OF CONTENTS

OPPONENT TEAM RECORDS

Most Points			
Game	142	at Boston	Apr. 10, 1963
Half (2nd)	83	at Dallas	May 8, 2003
Quarter (2nd)	44	at Dallas	May 8, 2003
Overtime	13	at Syracuse	Mar. 26, 1963
Fewest Points			
Game	64	at St. Louis	Mar. 3, 1949
Game	64	vs. St. Louis	Mar. 2, 1949
Half (1st)	26	at St. Louis	Mar. 23, 1949
Quarter (2nd)	10	vs. Phoenix	Apr. 22, 2001
Quarter (3rd)	10	at St. Louis	Mar. 23, 1949
Overtime	6	vs. Chicago	Apr. 18, 1975
Most Field Goals			
Game (2OT)	53	vs. Dallas	May 10, 2003
Game	52	at Boston	Mar. 28, 1963
Most Field Goal Attempts			
Game	112	vs. Fort Wayne	Mar. 20, 1951
Highest Field Goal Percentage			
Game	.564	vs. Houston (44-78)	Apr. 22, 1986
Lowest Field Goal Percentage			
Game	.271	vs. New York (23-85)	Apr. 7, 1951
Most Free Throws			
Game	40	at Boston	Apr. 10, 1963
Most Free Throw Attempts			
Game	52	at Fort Wayne	Mar. 22, 1953
Most Rebounds			
Game	80	at Detroit	Mar. 15, 1958
Most Offensive Rebounds			
Game	25	at LA Lakers	May 26, 2002
Game	25	at LA Lakers	Apr. 23, 2000
Most Defensive Rebounds			
Game	14	at Utah	Apr. 28, 2003
Game	43	at Dallas	May 13, 2003
Most Assists			
Game	37	at Phoenix	Apr. 6, 1980
Most Three-Point Field Goals			
Game (2OT)	19	vs. Dallas	May 10, 2003
Game	10	at Minnesota	May 4, 2004
Game	10	at LA Lakers	May 24, 2002
Game	10	vs. Seattle	Apr. 30, 1996
Most Three-Point Field Goal Attempts			
Game (2OT)	42	vs. Dallas	May 10, 2003
Game	31	at LA Lakers	May 24, 2002
Most Personal Fouls			
Game	41	at Fort Wayne	Mar. 22, 1953
Most Steals			
Game	14	at Utah	Apr. 28, 2003
Game	19	at Dallas	Apr. 24, 2004
Most Blocked Shots			
Game	13	at LA Lakers	Apr. 18, 1984
Most Turnovers			
Game	30	at Phoenix	Apr. 22, 1979

DID YOU KNOW? Sacramento set a new franchise playoff record with 11 three-point field goals made versus Dallas in the first game of their 2004 NBA Playoff Western Conference First Round matchup (4/18/04). The Kings then matched that mark again in their series-clinching 119-118 win over Dallas (4/29/04).

Highest Points-per-Game Average, Single Playoff Series
All-Time Franchise History

PPG	POINTS	GAMES	SERIES	SEASON	TEAM	PLAYER
33.4	234	7	Division Finals	1962-63	Cincinnati	Oscar Robertson
31.8	159	5	Division Semifinals	1965-66	Cincinnati	Oscar Robertson
30.4	152	5	Division Semifinals	1963-64	Cincinnati	Oscar Robertson
29.4	147	5	Division Semifinals	1962-63	Cincinnati	Oscar Robertson
28.8	115	4	Division Semifinals	1961-62	Cincinnati	Oscar Robertson
28.2	141	5	Division Finals	1963-64	Cincinnati	Oscar Robertson
28.0	112	4	Division Semifinals	1964-65	Cincinnati	Oscar Robertson
27.5	55	2	Conference Semifinals	2002-03	Sacramento	Chris Webber
27.0	81	3	First Round	1980-81	Kansas City	Otis Birdsong
26.3	105	4	Conference Semifinals	2000-01	Sacramento	Chris Webber
26.0	52	2	Division Semifinals	1951-52	Rochester	Bob Davies
25.7	77	3	First Round	1980-81	Kansas City	Scott Wedman
25.2	126	5	Division Semifinals	1962-63	Cincinnati	Jack Twyman
25.2	126	5	Conference Semifinals	2001-02	Sacramento	Chris Webber

Highest Points-per-Game Average, Single Playoff Series
Sacramento Era (1985-86 to date)

PPG	POINTS	GAMES	SERIES	SEASON	PLAYER
27.5	55	2	Conference Semifinals	2002-03	Chris Webber
26.3	105	4	Conference Semifinals	2000-01	Chris Webber
25.2	126	5	Conference Semifinals	2001-02	Chris Webber
24.4	122	5	First Round	1999-00	Chris Webber
24.4	122	5	First Round	2005-06	Bonzi Wells
24.3	170	7	Conference Finals	2001-02	Chris Webber
23.6	118	5	First Round	2003-04	Mike Bibby
23.4	164	7	Conference Semifinals	2002-03	Peja Stojakovic
23.3	93	4	First Round	2000-01	Peja Stojakovic
22.7	159	7	Conference Finals	2001-02	Mike Bibby
22.6	113	5	First Round	2002-03	Peja Stojakovic
22.2	111	5	First Round	2002-03	Chris Webber
22.0	110	5	First Round	2004-05	Peja Stojakovic

Most Points, Playoff Game, All-Time Franchise History

PTS	PLAYER	DATE	OPPONENT
43	Oscar Robertson	03/28/1963	Cincinnati at Boston
43	Oscar Robertson	04/10/1963	Cincinnati at Boston
41	Oscar Robertson	03/21/1963	Cincinnati vs Syracuse
40	Oscar Robertson	03/26/1965	Cincinnati at Philadelphia
39	Peja Stojakovic	05/10/2003	Sacramento vs Dallas (2OT)
38	Peja Stojakovic	05/03/2005	Sacramento at Seattle
38	Bonzi Wells	05/02/2006	Sacramento at San Antonio
37	Oscar Robertson	04/01/1966	Cincinnati at Boston
37	Mitch Richmond	04/28/1996	Sacramento at Seattle
37	Peja Stojakovic	05/02/2001	Sacramento at Phoenix

Most Points, Playoff Game Sacramento Era

PTS	PLAYER	DATE	OPPONENT
39	Peja Stojakovic	05/10/2003	Sacramento vs Dallas (2OT)
38	Peja Stojakovic	05/03/2005	Sacramento at Seattle
38	Bonzi Wells	05/02/2006	Sacramento at San Antonio
37	Mitch Richmond	04/28/1996	Sacramento at Seattle
37	Peja Stojakovic	05/02/2001	Sacramento at Phoenix
36	Mike Bibby	04/29/2004	Sacramento vs Dallas
35	Mike Bibby	05/03/2005	Sacramento at Seattle
34	Chris Webber	05/06/2001	Sacramento at L.A. Lakers
33	Eddie Johnson	04/22/1986	Sacramento vs Houston
33	Mike Bibby	05/04/2004	Sacramento at Minnesota

BACK TO TABLE OF CONTENTS

A GAME 7 THIRLLER FOR THE NBA TITLE

The Sacramento Kings' lone franchise NBA World Championship came in 1951 when the then-Rochester Royals defeated the New York Knickerbockers in seven games. Following is the game story and box score of the Royals' thrilling 79-75 Game 7 victory over the Knickerbockers as it appeared in the New York Times.

By Leonard Koppett

ROCHESTER, N.Y., April 21 — Proving once again that free throws are more important than field goals, the Rochester Royals won the National Basketball Association championship before 4,200 spectators at the arena tonight by beating the New York Knickerbockers, 79 to 75, in the seventh game of the final play-off series. The Royals had won the first three games, the Knicks the next three.

Just how completely dependent Rochester's victory was on its foul line steadiness is clear in the chronology and statistics of the game. Bob Davies broke a 75-all tie with forty-four seconds to play when he sank two free throws after being fouled by Dick McGuire while driving to the basket; and in all, the Royals made twenty-nine out of thirty-seven free-throw attempts while New York sank only seventeen out of twenty-five. The Knicks had four more baskets, twenty-nine to twenty-five.

The fouls brought about New York's defeat in another way, too. Both its centers, Nat Clifton and Connie Simmons, fouled out in the last quarter, when the Knicks took the lead for the first time after trailing by as much as fourteen points in the first half. Meanwhile Arnie Risen, Rochester's center who took top-scoring honors with 24 points and scored the deciding basket before Davies made his free throws, committed his fourth foul twenty-two minutes before the game ended and played unpenalized the rest of the way.

Clifton, Simmons Foul Out

With Clifton and Simmons out, the Knicks were unable to control the jump balls that followed each foul in the last three minutes, so that their doom was really sealed when Risen made his last basket. New York was ahead, 74 to 72, when Simmons fouled out with two minutes left. Risen made the toss, then jumped against Ernie Vandeweghe and, when Rochester got possession, Arnie's hook shot put the Royals ahead, 75 to 74. Boryla tied it up a moment later but Rochester then froze the ball until Davies drove in.

Before the final minutes, the Knickerbockers' made another of their typical comebacks that marked their play all season long. The most "overtime" club in the league, they qualified for the final by coming from behind in their final game against Syracuse, and, after losing the first three to Rochester, trailed in each of the three games they won.

Tonight, trying to perform the ultimate in comebacks, they started by falling behind, 13 to 3. By the end of the first quarter they were up to 22 to 16, but a few minutes later Rochester led, 32 to 18. The Knicks battled back to within four points but trailed, 40 to 36, at halftime.

Knicks Finally Take Lead

In the third quarter they climbed to within three, then two, and were behind, 62 to 60, entering the last quarter. They finally achieved a 69-all tie midway through the period and took the lead for the first time, 71 to 70, with four minutes to go. Both times Gallatin converted under-the-basket feeds from McGuire.

McGuire added a foul half a minute later and the teams alternated free throws until Simmons fouled out against Risen. Rochester's final basket, with two seconds left, was a lay-up by Coleman after a successful freeze had settled matters.

Lou Eisenstein and Stan Stutz, the officials, charged the Knicks with thirty-two personals and the Royals with twenty-two. Splitting each team's total evenly between the two halves. Very few fouls were called against Rochester, however, in the play under the boards, where the Royals emerged with a 48-to-41 edge in rebounds. Clifton's fifth personal was particularly unfortunate for the Knicks, since it came while Rochester was holding the ball at mid-court. He was called for bumping Risen while moving into position. A minute and a half later he fouled out.

Coaches Voice No Complaints

No complaints were voiced about the officials, however, either by Knick coach, Joe Lapchick, or Rochester coach, Les Harrison, who, after Rochester's loss in New York Wednesday, found Eisenstein unsatisfactory and asked that he be replaced for tonight's game.

By their victory, the Royals earned $7,500 to add to their previous winnings and wound up with $13,250 in play-off money to divide up. The Knicks finished with $2,500 less and the satisfaction-disappointment of one of basketball's greatest near-misses.

NEW YORK (75)

PLAYERS	FG	FGA	FT	FTA	TP	PF	A	R
Boryla, F	6	13	4	4	16	3	2	7
Clifton, C	4	11	3	6	11	6	2	8
Gallatin, F	5	8	2	3	12	4	1	10
Lumpp, G	0	2	0	0	0	1	0	0
McGuire, G	1	1	2	2	4	5	4	4
Simmons, C	4	15	3	5	11	6	3	8
Vandeweghe, G	2	6	1	2	5	5	5	3
Zaslofsky, G	7	14	2	3	16	2	2	1
Totals	29	70	17	25	75	32	19	41

ROCHESTER (79)

PLAYERS	FG	FGA	FT	FTA	TP	PF	A	R
Calhoun, F	0	0	0	0	0	0	1	1
Coleman, F	3	6	3	6	9	4	9	7
Davies, G	7	19	6	7	20	4	3	3
Holzman, G	1	1	0	0	2	0	0	0
Johnson, F	2	8	7	7	11	5	3	11
McNamee, C	0	1	0	0	0	2	0	2
Risen, C	7	19	10	14	24	4	2	13
Saul, G	0	0	0	0	0	0	1	0
Wanzer, G	5	11	3	3	13	3	3	11
Totals	25	65	29	37	79	22	22	48

New York	16	18	26	15	—	75
Rochester	22	18	22	17	—	79

Officials: Stan Stutz and Lou Eisenstein.

OPPONENTS

ATLANTA HAWKS

Team Address: 101 Marietta Street, Suite 1900, Atlanta, GA 30303
PF Address: Emory Sports Medicine Complex, 1968 Hawks Lane, Brookhaven, GA 30329
Phone: (404) 878-3800
Website: Hawks.com
Twitter: @ATLHawks;
PR Twitter: @HawksPR
COLORS:

Torch Red | Georgia Granite Gray | Volt Green

HOME COURT (CAPACITY):
Philips Arena (16,600) - opened 1999

FOUNDED: 1949-50, Tri-Cities Blackhawks; 1951-52, Milwaukee Hawks; 1955-56, St. Louis Hawks; 1968-69, Atlanta Hawks

HEAD COACH: Lloyd Pierce (College – Santa Clara)
ASSISTANT COACHES:
Melvin Hunt (College –Baylor)
Chris Jent (College – Ohio State)
Greg Foster (College – Texas-El Paso)
Marlon Garnett (College – Santa Clara)
Matt Hill (College – Texas)
SPECIAL ASSISTANT TO THE HEAD COACH:
Nate Babcock (College – Wisconsin-Eau Claire)
VICE PRESIDENT OF ATHLETIC PERFORMANCE AND SPORTS MEDICINE: Chelsea Lane
HEAD ATHLETIC TRAINER: Scottie Parker (College – Northwestern (MN))
HEAD STRENGTH & CONDITIONING COACH:
Mike Irr (College – North Carolina)

PRINCIPAL OWNER & CHAIR OF BOARD OF DIRECTORS/NBA GOVERNOR: Tony Ressler
VICE CHAIR OF BOARD OF DIRECTORS: Grant Hill
ALTERNATE NBA GOVERNOR: Steven Price
CEO, ATLANTA HAWKS BASKETBALL CLUB/STATE FARM ARENA: Steve Koonin
PRESIDENT OF BASKETBALL OPERATIONS & GENERAL MANAGER: Travis Schlenk
SENIOR VICE PRESIDENT OF PUBLIC RELATIONS: Garin Narain
SENIOR DIRECTOR OF MEDIA RELATIONS: Jon Steinberg
MANAGER OF MEDIA RELATIONS: Jelani Downing
RADIO: 92.9 The Game, Steve Holman, Mike Conti (pregame,halftime, postgame host)
TV: FOX Sports Southeast (cable), Bob Rathbun, Dominique Wilkins, Andre Aldridge,

NBA TITLES WON: 1, 1957-58

ALL-TIME NBA RECORD: 2717-2753 (.497)

2018-19 RECORD: 29-53 (5th in Southeast)

2017-18 NBA PLAYOFFS: Did not qualify

ALL-TIME SERIES (70 YEARS)

	OVERALL	HOME	ROAD
Sac-Era	22-43	16-17	6-26
All-Time	157-159		

CURRENT STREAKS

	OVERALL	HOME	ROAD
Kings	W3	W4	W1

2019-20 SERIES SCHEDULE

DATE	SITE	TIME (PST)
11/8	State Farm Arena	4:30 p.m.
3/26	Golden1 Center	7:00 p.m.

2018-19 VS. HAWKS (2-0)

DATE	SITE	RESULT
11/1	State Farm Arena	W, 146-115
1/30	Golden1 Center	W, 135-113

SERIES FACTS
Last Home Win: 1/30/19 (135-113)
Last Road Win: 11/1/18 (146-115)
Last Home Loss: 3/16/15 (103-110)
Last Road Loss: 11/15/17 (80-126)
Biggest Win: 32 (99-67) vs. Mil., 2/26/52
Biggest Loss: 46 (80-126) @ Atl, 11/15/17

2018-2019 SEASON SERIES (2-0) SACRAMENTO KINGS VS. ATLANTA

PLAYER	G-GS	MIN	FG-FGA	PCT	3FG-A	PCT	FT-FTA	PCT	OFF	DEF	TOT	AST	PF-DQ	STL	TO	BLK	PTS	AVG
Hield	2-2	59	16-28	.571	9-15	.600	4-5	.800	0	8	8	9	9-0	3	5	2	45	22.5
Fox	2-2	56	13-23	.565	3-5	.600	11-13	.846	4	10	14	22	5-0	1	6	1	40	20.0
Bagley	2-0	52	14-24	.583	0-3	.000	7-10	.700	9	8	17	2	5-0	2	3	0	35	17.5
Bogdanovic	1-0	29	5-14	.357	3-10	.300	3-3	1.000	0	4	4	7	1-0	1	2	0	16	16.0
Bjelica	2-2	45	12-22	.545	5-9	.556	2-2	1.000	4	6	10	5	8-0	3	4	0	31	15.5
Giles	2-0	26	12-15	.800	0-0	---	0-0	---	3	7	10	1	2-0	1	0	0	24	12.0
Cauley-Stein	2-2	45	9-11	.818	0-0	---	3-5	.600	3	8	11	3	7-0	3	5	0	21	10.5
Shumpert	2-2	45	6-15	.400	3-9	.333	0-0	---	0	6	6	5	3-0	3	0	1	15	7.5
Koufos	2-0	16	7-10	.700	0-0	---	0-0	---	1	5	6	0	2-0	1	0	1	14	7.0
Jackson	2-0	42	4-9	.444	0-4	.000	4-5	.800	0	3	3	6	0-0	1	0	0	12	6.0
Ferrell	2-0	35	5-14	.357	1-9	.111	0-0	---	1	4	5	7	3-0	1	1	0	11	5.5
Mason	2-0	16	1-7	.143	0-4	.000	6-8	.750	0	1	1	6	4-0	1	0	0	8	4.0
Labissiere	2-0	7	2-3	.667	0-1	.000	2-2	1.000	0	4	4	1	1-0	0	1	0	6	3.0
McLemore	1-0	6	1-2	.500	1-1	1.000	0-0	---	0	0	0	0	3-0	0	1	0	3	3.0
KINGS	2	480	107-197	.543	25-70	.357	42-53	.792	25	74	99	74	53-0	21	28	5	281	140.5
HAWKS	2	480	80-173	.462	24-77	.312	44-59	.746	19	60	79	50	47-0	13	43	9	228	114.0

2018-2019 SEASON SERIES (0-2) ATLANTA HAWKS VS. SACRAMENTO

PLAYER	G-GS	MIN	FG-FGA	PCT	3FG-A	PCT	FT-FTA	PCT	OFF	DEF	TOT	AST	PF-DQ	STL	TO	BLK	PTS	AVG
Young	2-2	56	13-25	.520	4-10	.400	7-9	.778	1	3	4	18	5-0	1	13	0	37	18.5
Lin	2-0	42	10-19	.526	3-9	.333	11-13	.846	0	3	3	6	4-0	1	5	1	34	17.0
Collins	1-1	25	5-15	.333	0-4	.000	4-4	1.000	4	3	7	1	1-0	0	3	1	14	14.0
Bembry	2-1	45	10-18	.556	2-4	.500	2-5	.400	2	8	10	3	4-0	1	4	1	24	12.0
Len	2-1	40	8-15	.533	1-5	.200	7-10	.700	4	5	9	1	7-0	0	5	0	24	12.0
Bazemore	2-1	44	9-17	.529	4-9	.444	1-2	.500	2	2	4	4	4-0	2	1	1	23	11.5
Dorsey	1-0	17	4-8	.500	0-2	.000	2-4	.500	0	2	2	0	1-0	1	0	0	10	10.0
Poythress	1-0	17	3-6	.500	0-0	---	3-4	.750	3	5	8	0	2-0	0	0	0	9	9.0
Prince	2-1	55	6-16	.375	3-10	.300	3-4	.750	0	9	9	8	3-0	2	6	0	18	9.0
Huerter	2-1	26	5-10	.500	4-8	.500	0-0	---	0	4	4	4	2-0	2	1	1	14	7.0
Dedmon	2-1	36	4-10	.400	1-5	.200	2-2	1.000	2	11	13	1	8-0	2	2	2	11	5.5
Spellman	2-0	45	2-9	.222	1-6	.167	0-0	---	1	2	3	3	3-0	1	1	1	5	2.5
J. Anderson	1-0	3	0-0	---	0-0	---	2-2	1.000	0	1	1	0	0-0	0	0	0	2	2.0
Carter	2-1	20	1-4	.250	1-4	.250	0-0	---	0	2	2	0	2-0	0	1	1	3	1.5
Hamilton	1-0	4	0-1	.000	0-1	.000	0-0	---	0	0	0	1	1-0	0	0	0	0	0.0
Plumlee	1-0	5	0-0	---	0-0	---	0-0	---	0	0	0	0	0-0	0	0	0	0	0.0
HAWKS	2	480	80-173	.462	24-77	.312	44-59	.746	19	60	79	50	47-0	13	43	9	228	114.0
KINGS	2	480	107-197	.543	25-70	.357	42-53	.792	25	74	99	74	53-0	21	28	5	281	140.5



DOMINIQUE WILKINS

KINGS VS HAWKS

DATE	W/L	H/A	SCORE	+/-
1/14/86	L	A	104-115	-11
2/13/86	L	H	114-123	-9
11/30/86	L	H	109-113	-4
12/12/86	L	A	120-130	-10
12/13/87	L	H	100-106	-6
2/16/87	W	A	118-115	+3
12/6/88	L	A	113-123	-10
3/16/89	L	H	103-119	-16
12/19/89	L	A	112-115	-3
1/16/90	W	H	108-91	+17
11/6/90	L	H	85-102	-17
2/25/91	L	A	88-96	-8
11/14/91	W	H	98-96	+2
11/20/91	L	A	104-116	-12
1/25/93	L	A	106-117	-11
2/11/93	W	H	116-105	+11
11/16/93	L	A	95-118	-23
3/31/94	L	H	102-106	-4
11/12/94	W	H	105-97	+8
2/27/95	L	A	99-118	-19
11/19/95	L	H	94-108	-14
1/9/96	L	A	88-104	-16
11/7/96	L	H	87-91	-4
3/29/97	L	A	74-88	-14
11/14/97	L	A	103-104	-1
12/14/97	L	H	89-93	-4
12/2/99	L	A	100-110	-10
2/23/00	L	H	94-100	-6
12/12/00	L	A	99-107	-8
2/20/01	W	H	94-80	+14
2/19/02	W	H	99-79	+20
3/31/02	W	A	92-91	+1
11/10/02	W	H	105-97	+8
1/24/03	L	A	104-115	-11
12/19/03	W	A	98-86	+12
1/6/04	W	H	105-89	+16
1/7/05	W	A	100-97	+3
2/22/05	W	H	114-104	+10
2/12/06	W	H	109-84	+25
3/3/06	W	A	102-93	+9
12/10/06	W	H	117-92	+25
3/19/07	L	A	76-99	-23
2/20/08	W	H	119-107	+12
2/27/08	L	A	117-123	-6
2/18/09	L	H	100-105	-5
3/17/09	L	A	97-119	-22
11/4/09	L	H	105-113	-8
1/20/10	L	A	97-108	-11
1/4/11	L	H	102-108	-6
1/17/11	L	A	98-100	-2
3/11/12	L	H	99-106	-7
11/16/12	L	H	96-112	-16
2/22/13	L	A	108-122	-14
11/5/13	L	H	100-105	-5
12/18/13	L	A	107-124	-17
3/9/15	L	A	105-130	-25
3/16/15	L	H	103-110	-7
11/18/15	L	A	97-103	-6
1/21/16	W	H	91-88	+3
11/31/16	L	A	95-106	-11
2/10/17	W	H	108-107	1
11/15/17	L	A	80-126	-46
3/22/18	W	H	105-90	+15
11/1/18	W	A	146-115	+31
1/30/19	W	H	135-113	+22

	OVR	HM	RD	NTL
49-68	99-90			
68-69	2-4	1-1	1-2	0-1
69-70	3-3	1-0	1-1	1-2
70-71	4-2	3-0	1-2	
71-72	3-3	2-1	1-2	
72-73	2-2	2-0	0-2	
73-74	3-1	1-1	2-0	
74-75	2-2	1-1	1-1	
75-76	2-2	2-0	0-2	
76-77	2-1	0-1	2-0	
77-78	1-2	1-1	0-1	
78-79	2-2	2-0	0-2	
79-80	2-0	1-0	1-0	
80-81	1-1	1-0	0-1	
81-82	1-1	1-0	0-1	
82-83	2-0	1-0	1-0	
83-84	2-0	1-0	1-0	
84-85	2-0	1-0	1-0	
85-86	0-2	0-1	0-1	
86-87	0-2	0-1	0-1	
87-88	1-1	0-1	1-0	
88-89	0-2	0-1	0-1	
89-90	1-1	1-0	0-1	
90-91	0-2	0-1	0-1	
91-92	1-1	1-0	0-1	
92-93	1-1	1-0	0-1	
93-94	0-2	0-1	0-1	
94-95	1-1	1-0	0-1	
95-96	0-2	0-1	0-1	
96-97	0-2	0-1	0-1	
97-98	0-2	0-1	0-1	
98-99	0-0	0-0	0-0	
99-00	0-2	0-1	0-1	
00-01	1-1	1-0	0-1	
01-02	2-0	1-0	1-0	
02-03	1-1	1-0	0-1	
03-04	2-0	1-0	1-0	
04-05	2-0	1-0	1-0	
05-06	2-0	1-0	1-0	
06-07	1-1	1-0	0-1	
07-08	1-1	1-0	0-1	
08-09	0-2	0-1	0-1	
09-10	0-2	0-1	0-1	
10-11	0-2	0-1	0-1	
11-12	0-1	0-1	0-0	
12-13	0-2	0-1	0-1	
13-14	0-2	0-1	0-1	
14-15	0-2	0-1	0-1	
15-16	1-1	1-0	0-1	
16-17	1-1	1-0	0-1	
17-18	1-1	1-0	0-1	
18-19	2-0	1-0	1-0	

BACK TO TABLE OF CONTENTS

BOSTON CELTICS

226 Causeway Street, 4th Floor
Boston, MA 02114
Phone: (617) 854-8000
Fax: (617) 854-8000
Website: Celtics.com
Twitter/Instagram: @celtics

COLORS:

Celtics Green | Celtics Gold | Celtics Black
Celtics Brown | Celtics Beige | Celtics White

HOME COURT (CAPACITY):
TD Garden (18,624) - opened 1995

FOUNDED: 1946-47, Boston Celtics

HEAD COACH: Brad Stevens (College - DePauw)
ASSISTANT COACHES:
Jay Larranaga (College - Bowling Green)
Jamie Young (College - Blackburn College)
Jerome Allen (College - Pennsylvania)
Scott Morrison (College - University of Prince Edward Island)
Joe Mazzulla (College - West Virginia)
Kara Lawson (College - Tennessee)
Brandon Bailey (College - DePaul)
ATHLETIC TRAINER:
Art Horne (College - Canisius College)

MANAGING PARTNER, GOVERNOR & CHIEF EXECUTIVE OFFICER: Wyc Grousbeck
PRESIDENT: Rich Gothman
PRESIDENT OF BASKETBALL OPERATIONS: Danny Ainge
SENIOR VICE PRESIDENT OF COMMUNICATIONS: Christian Megliola
VICE PRESIDENT, MEDIA SERVICES/ALUMNI RELATIONS: Jeff Twiss
SENIOR DIRECTOR OF PUBLIC RELATIONS: Heather Walker
MEDIA SERVICES MANAGER: Brian Olive
ASSISTANT COMMUNICATIONS MANAGER: Brandon Chinn
RADIO: 98.5 FM The Sports Hub, Sean Grande, Cedric Maxwell
TV: NBC Sports Boston (cable), Mike Gorman, Tom Heinsohn, Brian Scalabrine, Abby Chin

NBA TITLES WON: 17, last in 2007-08

ALL-TIME NBA RECORD: 3378-2346 (.590)

2018-19 RECORD: 49-33 (3rd in Atlantic)

2018-19 PLAYOFF RESULTS: Won 4-0 Indiana in the First Round; Lost 4-1 to Milwaukee in the Eastern Conference Semifinals

ALL-TIME SERIES (71 YEARS)

	OVERALL	HOME	ROAD	NTL
Sac-Era	26-40	20-13	6-26	0-1.
All-Time	116-185	73-67	32-100	

CURRENT STREAKS

	OVERALL	HOME	ROAD
Kings	L4	L2	L11

2019-20 SERIES SCHEDULE

DATE	SITE	TIME (PST)
11/17	Golden 1 Center	12:30 p.m.
11/25	TD Garden	4:30 p.m.

2018-19 VS. CELTICS (0-2)

DATE	SITE	RESULT
3/6	Golden 1 Center	L, 109-111
3/14	TD Garden	L, 120-126

SERIES FACTS
Last Home Win: 2/8/17 (108-92)
Last Road Win: 1/19/07 (96-91)
Last Home Loss: 3/6/19 (109-111)
Last Road Loss: 3/14/19 (120-126)
Biggest Win: 32 (95-63) vs. Bos., 11/13/48
Biggest Loss: 45 (63-108) vs. Bos., 12/28/08

2018-2019 SEASON SERIES (0-2) SACRAMENTO KINGS VS. BOSTON

PLAYER	G-GS	MIN	FG-FGA	PCT	3FG-A	PCT	FT-FTA	PCT	OFF	DEF	TOT	AST	PF-DQ	STL	TO	BLK	PTS	AVG
Hield	2-2	74	22-43	.512	10-19	.526	3-3	1.000	3	9	12	9	7-0	1	4	1	57	28.5
Barnes (TOT)	4-4	134	28-50	.560	16-27	.593	12-14	.857	0	19	19	9	4-0	4	3	1	84	21.0
Barnes (SAC)	2-2	72	15-26	.577	7-13	.538	7-9	.778	0	13	13	5	2-0	3	1	0	44	22.0
Fox	2-2	73	14-28	.500	1-5	.200	6-12	.500	0	9	9	16	6-0	3	4	0	35	17.5
Cauley-Stein	2-2	55	13-16	.813	0-0	---	3-6	.500	4	16	20	7	3-0	3	2	0	29	14.5
Bagley	1-0	19	5-9	.556	1-2	.500	3-4	.750	0	6	6	0	2-0	0	0	0	14	14.0
Bogdanovic	2-1	46	9-18	.500	4-9	.444	1-1	1.000	1	3	4	5	10-1	1	5	0	23	11.5
Burks (TOT)	7-2	137	18-46	.391	4-18	.222	13-16	.813	4	16	20	14	10-0	10	10	2	53	7.6
Burks (SAC)	2-0	14	0-2	.000	0-1	.000	0-0	---	0	1	1	1	2-0	3	2	0	0	0.0
Bjelica	2-1	57	5-17	.294	1-12	.083	3-4	.750	0	11	11	2	4-0	2	3	3	14	7.0
Giles	2-0	41	4-12	.333	0-0	---	2-4	.500	5	3	8	6	5-0	0	2	2	10	5.0
Ferrell	1-0	10	1-2	.500	0-0	---	0-0	---	1	0	1	3	1-0	1	1	0	2	2.0
Brewer (TOT)	2-0	20	0-2	.000	0-2	.000	1-2	.500	0	2	2	0	3-0	0	1	0	1	0.5
Brewer (SAC)	2-0	20	0-2	.000	0-2	.000	1-2	.500	0	2	2	0	3-0	0	1	0	1	0.5
KINGS	2	480	88-175	.503	24-63	.381	29-45	.644	14	73	87	54	45-1	17	28	6	229	114.5
CELTICS	2	480	89-176	.506	22-61	.361	37-47	.787	13	74	87	58	42-0	18	31	3	237	118.5

2018-2019 SEASON SERIES (2-0) BOSTON CELTICS VS. SACRAMENTO

PLAYER	G-GS	MIN	FG-FGA	PCT	3FG-A	PCT	FT-FTA	PCT	OFF	DEF	TOT	AST	PF-DQ	STL	TO	BLK	PTS	AVG
Irving	1-1	38	11-28	.393	1-9	.111	8-9	.889	3	7	10	12	2-0	1	2	1	31	31.0
Morris	2-2	69	14-31	.452	6-15	.400	6-7	.857	2	16	18	6	3-0	2	2	0	40	20.0
Tatum	2-2	63	15-27	.556	2-6	.333	7-7	1.000	0	7	7	5	4-0	1	4	0	39	19.5
Horford	2-2	60	13-19	.684	2-4	.500	5-7	.714	2	14	16	13	3-0	2	4	2	33	16.5
Brown	2-0	55	12-22	.545	5-7	.714	3-6	.500	0	2	2	0	5-0	0	2	0	32	16.0
Rozier	1-1	32	6-13	.462	4-10	.400	0-0	---	0	6	6	2	2-0	2	1	0	16	16.0
Hayward	2-0	48	9-17	.529	0-4	.000	4-7	.571	0	6	6	9	5-0	1	5	0	22	11.0
Smart	2-2	60	5-11	.455	2-5	.400	4-4	1.000	2	7	9	9	5-0	6	7	0	16	8.0
Baynes	2-0	28	3-6	.500	0-1	.000	0-0	---	3	6	9	2	7-0	0	2	0	6	3.0
Williams	1-0	7	1-1	1.000	0-0	---	0-0	---	0	1	1	0	0-0	2	0	0	2	2.0
Ojeleye	2-0	16	0-1	.000	0-0	---	0-0	---	0	1	1	0	2-0	0	0	0	0	0.0
Theis	1-0	5	0-0	---	0-0	---	0-0	---	1	1	2	0	4-0	1	1	0	0	0.0
CELTICS	2	480	89-176	.506	22-61	.361	37-47	.787	13	74	87	58	42-0	18	31	3	237	118.5
KINGS	2	480	88-175	.503	24-63	.381	29-45	.644	14	73	87	54	45-1	17	28	6	229	114.5



KINGS VS CELTICS

DATE	W/L	H/A	SCORE	+/-	DATE	W/L	H/A	SCORE	+/-
12/11/85	L	A	101-118	-17	11/9/03	L	A	82-91	-9
2/11/86	W	H	105-100	+5	2/17/04	W	H	127-111	+16
12/29/86	L	H	102-119	-17	12/5/04	W	H	119-105	+14
1/9/87	L	A	99-109	-10	2/13/05	W	A	104-100	+4
12/27/87	L	H	102-114	-12	12/30/05	W	H	116-112	+4
1/15/88	L	A	86-122	-36	1/27/06	L	A	74-84	-10
1/27/89	L	A	116-128	-12	1/19/07	W	A	96-91	+5
2/22/89	L	H	91-99	-8	2/20/07	W	H	104-101	+3
12/27/89	L	H	112-115[OT]	-3	12/12/07	L	A	78-90	-12
2/4/90	L	A	89-121	-32	12/26/07	L	H	69-89	-20
11/23/90	L	A	105-115	-10	12/28/08	L	H	63-108	-45
3/12/91	L	H	95-110	-15	1/28/09	L	A	100-119	-19
11/12/91	L	H	103-126	-23	2/16/10	L	H	92-95	-3
1/6/92	L	A	108-110	-2	3/26/10	L	A	86-94	-8
12/27/92	W	H	118-102	+16	1/12/11	L	A	95-119	-24
3/29/93	L	A	89-110	-21	2/1/11	L	H	90-95	-5
12/8/93	L	A	115-129	-14	3/16/12	W	H	120-95	+25
2/22/94	W	H	95-93	+2	12/30/12	W	H	118-96	+22
1/15/95	L	A	97-87	-1	1/30/13	L	A	81-99	-18
2/14/95	W	H	108-101	+7	2/7/14	L	A	89-99	-10
1/10/96	L	A	104-113	-9	2/22/14	W	H	105-98	+7
2/16/96	L	H	102-130	-28	12/31/14	L	A	84-106	-22
12/28/96	W	H	126-96	+30	2/20/15	W	H	109-101	+8
2/26/97	W	A	111-105	+6	12/3/15	L	N*	97-114	-17
2/17/98	W	H	102-99	+3	2/7/16	L	A	119-128	-9
2/25/98	L	A	94-111	-17	* Mexico City (SAC was home team)				
2/16/99	W	H	101-98	+3	12/2/16	L	A	92-97	-5
12/28/99	W	H	114-101	+13	2/8/17	W	H	108-92	+16
1/7/00	L	A	93-101	-8	11/1/17	L	A	86-113	-27
12/15/00	W	A	104-81	+23	3/25/18	L	H	93-104	-11
1/17/01	W	H	111-106	+5	3/6/19	L	H	1109-111	-2
12/30/01	W	H	109-94	+15	3/14/19	L	A	120-126	-6
2/6/02	W	A	102-85	+17					
2/20/03	W	H	105-83	+22					
4/4/03	W	A	93-92	+1					

	OVR	HM	RD	NTL
48-72	75-120			
72-73	1-3	0-2	1-1	
73-74	1-3	1-1	0-2	
74-75	2-2	1-1	1-1	
75-76	2-2	2-0	0-2	
76-77	1-3	1-1	0-2	
77-78	2-2	2-0	0-2	
78-79	3-1	1-1	2-0	
79-80	1-1	1-0	0-1	
80-81	1-1	1-0	0-1	
81-82	0-2	0-1	0-1	
82-83	1-1	1-0	0-1	
83-84	0-2	0-1	0-1	
84-85	0-2	0-1	0-1	
85-86	1-1	1-0	0-1	
86-87	0-2	0-1	0-1	
87-88	0-2	0-1	0-1	
88-89	0-2	0-1	0-1	
89-90	0-2	0-1	0-1	
90-91	0-2	0-1	0-1	
91-92	0-2	0-1	0-1	
92-93	1-1	1-0	0-1	
93-94	1-1	1-0	0-1	
94-95	1-1	1-0	0-1	
95-96	0-2	0-1	0-1	
96-97	2-0	1-0	1-0	
97-98	1-1	1-0	0-1	
98-99	1-0	1-0	0-0	
99-00	1-1	1-0	0-1	
00-01	2-0	1-0	1-0	
01-02	2-0	1-0	1-0	
02-03	2-0	1-0	1-0	
03-04	1-1	1-0	0-1	
04-05	2-0	1-0	1-0	
05-06	1-1	1-0	0-1	
06-07	2-0	1-0	1-0	
07-08	0-2	0-1	0-1	
08-09	0-2	0-1	0-1	
09-10	0-2	0-1	0-1	
10-11	0-2	0-1	0-1	
11-12	1-0	1-0	0-0	
12-13	1-1	1-0	0-1	
13-14	1-1	1-0	0-1	
14-15	1-1	1-0	0-1	
15-16	0-2	0-0	0-1	0-1
16-17	1-1	1-0	0-1	
17-18	0-2	0-1	0-1	
18-19	0-2	0-1	0-1	

BROOKLYN NETS

168 39th St, 7th Floor, Brooklyn, NY 11232
PF Address: HSS Training Center, 168 39th St, 8th Floor, Brooklyn, NY 11232
Phone: (718) 933-3000
Business Phone: (718) 215-2299
Website: brooklynnets.com
Twitter/Instagram: @brooklynnets

COLORS:

Nets Black | Nets White

HOME COURT (CAPACITY):
Barclays Center (17,732) - opened 2012

FOUNDED: 1967-68, New Jersey Americans; 1968-69, New York Nets; 1977-78, New Jersey Nets, Former member of ABA; 2012-13, Brooklyn Nets

HEAD COACH: Kenny Atkinson (College - Richmond)
ASSISTANT COACHES:
Jacque Vaughn (College - Kansas)
Bret Brielmaier (College - Arizona)
Jordan Ott (College - Penn State)
Travon Bryant (College - Missouri)
ASSISTANT COACH/DIRECTOR OF PLAYER DEVELOPMENT: Adam Harrington (College - Auburn)
PLAYER DEVELOPMENT COACH: Tiago Splitter
DIRECT OF SPORTS SCIENCE:
Dan Meehan (College - University of Melbourne)
DIRECTOR OF SPORTS MEDICINE:
Les Gelis (College - La Trobe)
HEAD ATHLETIC TRAINER:
Sebastien Poirier (College - UMass Lowell)
DIRECTOR OF PERFORMANCE REHABILITATION:
Stefania Rizzo (College - University of Western Ontario)
HEAD STRENGTH AND CONDITIONING COACH:
Daniel Liburd (College - Canisius)
PHYSICAL PERFORMANCE COACH:
Daniel Jones (College - University of Ballarat)

GOVERNOR: Joseph Tsai
ALTERNATE GOVERNOR: Oliver Weisberg
ALTERNATE GOVERNOR & CHIEF EXECUTIVE OFFICER: David Levy
GENERAL MANAGER: Sean Marks
ASSISTANT GENERAL MANAGER: Jeff Peterson
ASSISTANT GENERAL MANAGER: Andy Birdsong
SR. DIRECTOR OF PUBLIC RELATIONS: Aaron Harris
SR. MANAGER OF PUBLIC RELATIONS: Eli Pearlstein
SR. MANAGER OF PUBLIC RELATIONS: Mitch Heckart
PUBLIC RELATIONS COORDINATOR: Megan Walsh

NBA TITLES WON: None

ALL-TIME NBA RECORD: 1450-2028 (.417)

2018-19 RECORD: 42-40 (4th in Atlantic)

2018-19 PLAYOFF RESULTS: Lost 1-4 to Philadelphia in the First Round

ALL-TIME SERIES (43 YEARS)

	OVERALL	HOME	ROAD
Sac-Era	31-34	22-11	9-23
All-Time	49-40	33-12	16-28

CURRENT STREAKS

	OVERALL	HOME	ROAD
Kings	L2	L1	L1

2019-20 SERIES SCHEDULE

DATE	SITE	TIME (PST)
11/22	Barclays Center	4:30 p.m.
3/15	Golden 1 Center	6:00 p.m.

2018-19 VS. NETS (0-2)

DATE	SITE	RESULT
1/21	Barclays Center	L, 94-123
3/19	Golden 1 Center	L, 121-123

SERIES FACTS
Last Home Win: 3/1/18 (116-111)
Last Road Win: 12/20/17 (104-99)
Last Home Loss: 3/19/19 (121-123)
Last Road Loss: 1/21/19 (94-123)
Biggest Win: 36 (118-82) @ NJ, 1/9/03
Biggest Loss: 34 (83-117) @ NJ, 2/4/02

2018-2019 SEASON SERIES (0-2) SACRAMENTO KINGS VS. BROOKLYN

PLAYER	G-GS	MIN	FG-FGA	PCT	3FG-A	PCT	FT-FTA	PCT	OFF	DEF	TOT	AST	PF-DQ	STL	TO	BLK	PTS	AVG
Barnes (TOT)	2-2	73	17-31	.548	8-13	.615	3-3	1.000	2	10	12	1	1-0	2	3	0	45	22.5
Barnes (SAC)	1-1	38	7-11	.636	3-5	.600	0-0	---	1	6	7	1	1-0	1	2	0	17	17.0
Bagley	2-0	49	15-22	.682	2-4	.500	5-6	.833	5	7	12	3	2-0	0	4	0	37	18.5
Fox	2-2	64	14-34	.412	3-7	.429	5-9	.556	2	5	7	15	6-0	2	8	0	36	18.0
Bogdanovic	2-0	51	13-30	.433	4-8	.500	2-3	.667	3	4	7	12	7-0	2	6	0	32	16.0
Jackson	1-0	29	6-8	.750	2-3	.667	0-0	---	0	5	5	0	2-0	1	0	1	14	14.0
Burks (TOT)	1-0	29	5-13	.385	1-4	.250	2-2	1.000	0	7	7	1	2-0	0	0	0	13	13.0
Cauley-Stein	2-2	46	9-14	.643	0-0	---	1-3	.333	5	10	15	5	4-0	2	1	0	19	9.5
Hield	2-2	63	8-23	.348	3-14	.214	0-0	---	3	8	11	4	2-0	3	4	1	19	9.5
Giles	2-0	38	7-15	.467	0-0	---	3-4	.750	0	4	4	4	4-0	1	4	0	17	8.5
Bjelica	2-2	33	7-14	.500	1-3	.333	1-2	.500	2	9	11	3	5-0	1	1	0	16	8.0
Shumpert	1-1	32	1-10	.100	0-3	.000	2-2	1.000	0	0	0	1	2-0	2	3	2	4	4.0
Ferrell	2-0	20	1-6	.167	1-2	.500	0-0	---	2	1	3	2	1-0	3	0	1	3	1.5
Brewer (TOT)	1-0	13	0-0	---	0-0	---	1-2	.500	1	0	1	1	3-0	3	1	0	1	1.0
Brewer (SAC)	1-0	13	0-0	---	0-0	---	1-2	.500	1	0	1	1	3-0	3	1	0	1	1.0
Mason	1-0	2	0-1	.000	0-1	.000	0-0	---	0	0	0	0	0-0	0	0	0	0	0.0
KINGS	2	480	88-188	.468	19-50	.380	20-31	.645	24	59	83	51	39-0	21	35	5	215	107.5
NETS	2	480	92-184	.500	25-70	.357	37-47	.787	23	74	97	53	34-0	25	35	8	246	123.0

2018-2019 SEASON SERIES (2-0) BROOKLYN NETS VS. SACRAMENTO

PLAYER	G-GS	MIN	FG-FGA	PCT	3FG-A	PCT	FT-FTA	PCT	OFF	DEF	TOT	AST	PF-DQ	STL	TO	BLK	PTS	AVG
Russell	2-2	70	29-58	.500	13-29	.448	4-6	.667	2	6	8	20	3-0	5	5	1	75	37.5
Harris	2-2	49	12-19	.632	4-5	.800	0-0	---	2	8	10	2	3-0	4	3	0	28	14.0
Kurucs	2-2	56	9-19	.474	0-7	.000	4-6	.667	1	5	6	0	3-0	2	2	2	22	11.0
Allen	2-2	44	8-13	.615	0-1	.000	5-5	1.000	4	15	19	1	3-0	1	6	1	21	10.5
Dinwiddie	2-0	53	6-19	.316	2-9	.222	7-8	.875	1	2	3	9	3-0	1	6	0	21	10.5
Napier	1-0	12	3-4	.750	0-0	---	4-4	1.000	1	0	1	2	1-0	3	1	0	10	10.0
Hollis-Jefferson	2-0	30	8-14	.571	0-2	.000	3-4	.750	3	4	7	4	3-0	3	2	3	19	9.5
Carroll	2-0	45	6-18	.333	3-12	.250	3-6	.500	1	7	8	2	3-0	0	4	0	18	9.0
Davis	2-0	38	4-5	.800	0-0	---	4-4	1.000	3	17	20	2	5-0	2	2	0	12	6.0
Dudley	1-0	12	2-4	.500	2-2	1.000	0-0	---	0	3	3	1	3-0	1	1	0	6	6.0
LeVert	1-1	24	3-8	.375	0-1	.000	0-0	---	3	0	3	6	1-0	0	0	0	6	6.0
Graham	2-1	47	2-3	.667	1-2	.500	3-4	.750	2	7	9	4	3-0	3	2	1	8	4.0
NETS	2	480	92-184	.500	25-70	.357	37-47	.787	23	74	97	53	34-0	25	35	8	246	123.0
KINGS	2	480	88-188	.468	19-50	.380	20-31	.645	24	59	83	51	39-0	21	35	5	215	107.5



KINGS VS NETS

DATE	W/L	H/A	SCORE	+/-	DATE	W/L	H/A	SCORE	+/-
11/24/85	L	H	103-118	-15	11/30/03	W	H	105-92	+13
12/10/85	L	A	100-106	-6	3/16/04	L	A	77-94	-17
12/9/86	W	A	120-107	+13	1/25/05	W	H	113-93	+20
1/27/87	W	H	118-115	+3	2/16/05	L	A	85-96	-11
11/26/87	W	H	110-102	+8	11/23/05	W	H	114-105	+9
1/14/88	L	A	87-90	-3	3/6/06	W	A	109-84	+25
11/26/88	L	H	97-98	-1	1/22/07	W	H	88-87	+1
1/26/89	W	A	112-109	+3	2/23/07	L	A	96-109	-13
11/25/89	W	H	112-98	+14	12/18/07	W	A	106-101	+5
3/5/90	L	A	111-128	-17	1/22/08	W	H	128-94	+34
1/28/91	W	H	101-83	+18	11/26/08	L	H	114-116[OT]	-2
2/19/91	L	A	83-97	-14	1/5/09	L	A	90-98	-8
11/19/91	L	A	118-122	-4	11/27/09	W	H	109-96	+13
1/28/92	W	H	124-118	+6	3/24/10	L	A	79-93	-14
11/28/92	L	H	89-94	-5	10/29/10	L	A	100-106	-6
12/20/92	W	A	98-104	-6	11/19/10	W	H	86-81	+5
11/14/93	L	A	102-132	-30	3/31/12	L	H	99-111	-12
3/16/94	W	H	132-111	+21	11/18/12	L	H	90-99	-9
11/23/94	L	H	98-103	-5	1/5/13	L	A	93-113	-20
12/3/94	W	A	94-89	+5	11/13/13	W	H	107-86	+21
11/11/95	L	A	84-86	-2	3/9/14	L	A	89-104	-15
11/26/95	W	H	99-92	+7	12/29/14	L	A	99-107	-8
2/25/97	L	A	90-97	-7	1/21/15	L	H	100-103	-3
3/3/97	W	H	108-95	+13	11/13/15	W	H	111-109	+2
11/30/97	L	H	73-87	-14	2/5/16	L	A	119-128	-9
2/26/98	L	A	99-102	-3	11/27/16	W	A	122-105	+17
11/23/99	W	H	105-92	+13	3/1/17	L	H	100-109	-9
12/6/99	L	A	95-109	-14	12/20/17	W	A	104-99	+5
12/17/00	W	A	95-79	+16	3/1/18	W	H	116-111[OT]	+5
1/23/01	W	H	130-104	+26	1/21/19	L	A	94-123	-29
11/24/01	W	H	98-97	+1	3/19/19	L	H	121-123	-2
2/04/02	L	A	83-117	-34					
1/09/03	W	A	118-82	+36					
1/21/03	W	H	109-102	+7					

	OVR	HM	RD
76-77	4-0	2-0	2-0
77-78	2-2	1-1	1-1
78-79	3-1	2-0	1-1
79-80	1-1	1-0	0-1
80-81	2-0	1-0	1-0
81-82	1-1	1-0	0-1
82-83	1-1	1-0	0-1
83-84	2-0	1-0	1-0
84-85	2-0	1-0	1-0
85-86	0-2	0-1	0-1
86-87	2-0	1-0	1-0
87-88	1-1	1-0	0-1
88-89	1-1	0-1	1-0
89-90	1-1	1-0	0-1
90-91	1-1	1-0	0-1
91-92	1-1	1-0	0-1
92-93	0-2	0-1	0-1
93-94	1-1	1-0	0-1
94-95	1-1	0-1	1-0
95-96	1-1	1-0	0-1
96-97	1-1	1-0	0-1
97-98	0-2	0-1	0-1
98-99	0-0	0-0	0-0
99-00	1-1	1-0	0-1
00-01	2-0	1-0	1-0
01-02	1-1	1-0	0-1
02-03	2-0	1-0	1-0
03-04	1-1	1-0	0-1
04-05	1-1	1-0	0-1
05-06	2-0	1-0	1-0
06-07	1-1	1-0	0-1
07-08	2-0	1-0	1-0
08-09	0-2	0-1	0-1
09-10	1-1	1-0	0-1
10-11	1-1	1-0	0-1
11-12	0-1	0-1	0-0
12-13	0-2	0-1	0-1
13-14	1-1	1-0	0-1
14-15	0-2	0-1	0-1
15-16	1-1	1-0	0-1
16-17	1-1	0-1	1-0
17-18	2-0	1-0	1-0
18-19	0-2	0-1	0-1

BACK TO TABLE OF CONTENTS

333 East Trade Street,
Charlotte, NC 28202
Phone: (704) 688-8600
Website: Hornets.com
Twitter/Instagram: @hornets

COLORS:

Hornets Purple | Hornets Teal | Hornets Black | Hornets Cool Gray

HOME COURT (CAPACITY):
Spectrum Center (19,077) - opened 2005

FOUNDED: 1988-89 expansion team, 2002-03 New Orleans Hornets; 2004-05 expansion team, Charlotte Bobcats; 2014-15 Charlotte Hornets

HEAD COACH:
James Borrego (College - San Diego)
ASSISTANT COACHES:
Jay Triano (College - Simon Fraser)
Chad Iske (College - Kansas)
Jay Hernandez (College - Hofstra)
Ronald Nored (College - Butler)
Dutch Gaitley (College - Temple)
Nate Mitchell (College - Fresno State)
DIRECTOR OF HEALTHCARE & SPORTS PERFORMANCE/HEAD ATHLETIC TRAINER:
Joe Sharpe (College - Old Dominion)
ASSOCIATE HEAD ATHLETIC TRAINER:
Quinton Sawyer (College - North Carolina)

CHAIRMAN: Michael Jordan
MANAGING PARTNER: Curtis Polk
PRESIDENT, VICE CHAIRMAN & ALTERNATE GOVERNOR: Fred Whitfield
PRESIDENT OF BASKETBALL OPERATIONS & GM: Mitch Kupchak
ASSISTANT GENERAL MANAGER: Buzz Peterson
VICE PRESIDENT OF COMMUNICATIONS: Mike Cristaldi
DIRECTOR OF COMMUNICATIONS: Josh Rosen
SENIOR MANAGER OF BASKETBALL COMMUNICATIONS: Brian Travis
COORDINATOR OF COMMUNICATIONS: Natalie Breneman
RADIO: WFNZ 610 AM, John Focke, Matt Carroll
TV: Fox Sport Southeast, Eric Collins, Dell Curry, Ashley ShahAhmadi

NBA TITLES WON: None

ALL-TIME NBA RECORD: 1027-1303 (.441)

2018-19 RECORD: 39-43 (2nd in Southeast)

2018-19 PLAYOFF RESULTS: Did not qualify

ALL-TIME SERIES (30 YEARS)

	OVERALL	HOME	ROAD
Sac-Era	27-31	17-12	10-19
All-Time	27-31	17-12	10-19

CURRENT STREAKS

	OVERALL	HOME	ROAD
Kings	L1	L1	L1

2019-20 SERIES SCHEDULE

DATE	SITE	TIME (PST)
10/30	Golden 1 Center	7:00 p.m.
12/17	Spectrum Center	4:00 p.m.

2017-18 VS. HORNETS (0-2)

DATE	SITE	RESULT
1/12	Golden 1 Center	W, 104-97
1/17	Spectrum Center	L, 95-114

SERIES FACTS
Last Home Win: 1/12/19 (104-97)
Last Road Win: 1/28/17 (109-106)
Last Home Loss: 1/12/19 (95-114)
Last Road Loss: 11/23/15 (122-127^{OT})
Biggest Win: 36 (119-83) vs. Cha., 3/3/13
Biggest Loss: 42 (59-101) @ Cha., 1/10/91

2018-2019 SEASON SERIES (1-1) SACRAMENTO KINGS VS. CHARLOTTE

PLAYER	G-GS	MIN	FG-FGA	PCT	3FG-A	PCT	FT-FTA	PCT	OFF	DEF	TOT	AST	PF-DQ	STL	TO	BLK	PTS	AVG
Hield	2-2	63	17-39	.436	11-23	.478	0-0	---	2	3	5	4	3-0	2	2	0	45	22.5
Bogdanovic	2-0	56	17-30	.567	5-9	.556	0-0	---	1	6	7	4	3-0	1	6	0	39	19.5
Fox	2-2	61	10-25	.400	1-6	.167	10-12	.833	2	10	12	12	6-0	4	6	2	31	15.5
Bagley	2-0	48	11-24	.458	2-4	.500	2-7	.286	5	12	17	1	3-0	1	3	1	26	13.0
Cauley-Stein	2-2	59	10-17	.588	0-0	---	0-0	---	10	13	23	8	7-0	5	3	2	20	10.0
Shumpert	2-2	41	5-18	.278	2-8	.250	0-0	---	2	3	5	2	4-0	0	3	2	12	6.0
Ferrell	2-0	34	4-10	.400	2-7	.286	0-0	---	0	3	3	5	1-0	0	0	0	10	5.0
Jackson	2-0	45	2-8	.250	1-7	.143	1-2	.500	0	4	4	4	5-0	0	1	1	6	3.0
Bjelica	2-2	36	2-7	.286	1-4	.250	0-0	---	1	5	6	8	3-0	2	0	0	5	2.5
Giles	2-0	33	2-6	.333	0-0	---	1-4	.250	0	9	9	7	8-1	0	4	0	5	2.5
Mason	1-0	2	0-0	---	0-0	---	0-0	---	0	0	0	0	0-0	0	0	0	0	0.0
McLemore	1-0	2	0-3	.000	0-2	.000	0-0	---	0	0	0	0	0-0	0	0	0	0	0.0
KINGS	2	480	80-187	.428	25-70	.357	14-25	.560	23	68	91	55	43-1	15	29	8	199	99.5
HORNETS	2	480	75-175	.429	23-74	.311	38-51	.745	25	77	102	42	33-0	17	33	15	211	105.5

2018-2019 SEASON SERIES (1-1) CHARLOTTE HORNETS VS. SACRAMENTO

PLAYER	G-GS	MIN	FG-FGA	PCT	3FG-A	PCT	FT-FTA	PCT	OFF	DEF	TOT	AST	PF-DQ	STL	TO	BLK	PTS	AVG
Walker	2-2	62	20-45	.444	6-22	.273	8-10	.800	2	3	5	9	2-0	1	8	1	54	27.0
Parker	1-0	18	5-10	.500	0-1	.000	4-4	1.000	1	1	2	6	3-0	1	2	0	14	14.0
Kidd-Gilchrist	2-0	56	9-17	.529	1-3	.333	7-7	1.000	4	5	9	1	6-0	2	1	3	26	13.0
Lamb	2-2	52	8-22	.364	2-8	.250	5-5	1.000	1	10	11	4	2-0	2	6	1	23	11.5
Batum	2-2	54	5-11	.455	3-6	.500	7-9	.778	3	11	14	8	5-0	4	5	1	20	10.0
Bridges	2-0	38	7-15	.467	1-5	.200	2-4	.500	2	8	10	2	1-0	0	0	0	17	8.5
Williams	2-2	62	5-15	.333	4-11	.364	2-3	.667	1	12	13	4	4-0	5	0	4	16	8.0
Monk	2-0	33	6-14	.429	3-8	.375	0-0	---	0	1	1	2	3-0	1	5	0	15	7.5
Hernangomez	2-0	37	5-13	.385	1-2	.500	3-9	.333	7	15	22	2	4-0	1	3	1	14	7.0
Graham	2-0	32	3-10	.300	2-8	.250	0-0	---	1	2	3	3	0-0	0	0	0	8	4.0
Biyombo	2-2	34	2-3	.667	0-0	---	0-0	---	3	9	12	1	3-0	0	1	4	4	2.0
Bacon	1-0	1	0-0	---	0-0	---	0-0	---	0	0	0	0	0-0	0	0	0	0	0.0
HORNETS	2	480	75-175	.429	23-74	.311	38-51	.745	25	77	102	42	33-0	17	33	15	211	105.5
KINGS	2	480	80-187	.428	25-70	.357	14-25	.560	23	68	91	55	43-1	15	29	8	199	99.5

CHARLOTTE HORNETS



KINGS VS HORNETS

DATE	W/L	H/A	SCORE	+/-
3/12/89	W	A	114-105	+9
3/20/89	L	H	110-117	-7
1/27/90	W	A	92-85	+7
3/3/90	W	A	104-103	+1
3/8/90	W	H	111-102	+9
3/31/90	L	H	103-115	-12
1/10/91	L	A	59-101	-42
2/27/91	L	H	90-96	-6
1/9/92	L	A	96-109	-13
1/18/92	W	H	119-113	+6
12/4/92	L	H	111-112	-1
1/27/93	L	A	107-117	-10
11/17/93	L	A	113-130	-17
1/13/94	W	H	115-104	+11
2/22/95	L	A	89-100	-11
3/5/95	W	H	88-80	+8
2/8/96	L	A	105-115	-10
3/29/96	W	H	107-101^{OT}	+6
1/12/97	L	H	93-97	-4
2/6/97	L	A	100-115	-15
12/2/97	L	A	102-121	-19
1/4/98	W	H	106-90	+16
2/19/99	W	H	106-95	+11
1/25/00	W	A	110-99	+11
3/8/00	W	H	105-92	+13
12/13/00	L	A	90-101	-11
12/28/00	W	H	91-87	+4
3/8/02	W	H	99-87	+12
3/29/02	W	A	92-87	+5
12/7/04	W	H	109-92	+17
3/1/05	L	A	87-94	-7
11/29/05	W	H	110-92	+18
12/19/05	L	A	103-106^{OT}	-3
2/28/07	W	H	135-120	+15
3/14/07	L	A	108-111	-3
1/30/08	W	H	105-91	+14
2/22/08	W	A	116-115^{OT}	+1
2/25/09	L	H	91-98	-7
3/18/09	L	A	88-104	-16
1/18/10	L	A	103-105	-2
1/30/10	L	H	96-103	-7
1/25/11	L	H	89-94	-5
2/25/11	L	A	98-110	-12
4/22/12	W	A	114-88	+26
1/19/13	W	A	97-93	+4
3/3/13	W	H	119-83	+36
12/17/13	L	A	87-95	-8
1/4/14	L	H	103-113	-10
3/11/15	W	A	113-106	+7
3/20/15	W	H	101-91	+10
11/23/15	L	A	122-127^{OT}	-5
1/25/16	L	H	128-129^{2OT}	-1
1/28/17	W	A	109-106	+3
2/25/17	L	H	85-99	-14
1/2/18	L	H	111-131	-20
1/22/18	L	A	107-112	-5
1/12/19	W	H	104-97	+7
1/17/19	L	A	95-114	-19

	OVR	HM	RD
88-89	1-1	0-1	1-0
89-90	3-1	1-1	2-0
90-91	0-2	0-1	0-1
91-92	1-1	1-0	0-1
92-93	0-2	0-1	0-1
93-94	1-1	1-0	0-1
94-95	1-1	1-0	0-1
95-96	1-1	1-0	0-1
96-97	0-2	0-1	0-1
97-98	1-1	1-0	0-1
98-99	1-0	1-0	0-0
99-00	2-0	1-0	1-0
00-01	1-1	1-0	0-1
01-02	2-0	1-0	1-0
04-05	1-1	1-0	0-1
05-06	1-1	1-0	0-1
06-07	1-1	1-0	0-1
07-08	2-0	1-0	1-0
08-09	0-2	0-1	0-1
09-10	0-2	0-1	0-1
10-11	0-2	0-1	0-1
11-12	1-0	0-0	1-0
12-13	2-0	1-0	1-0
13-14	0-2	0-1	0-1
14-15	2-0	1-0	1-0
15-16	0-2	0-1	0-1
16-17	1-1	0-1	1-0
17-18	0-2	0-1	0-1
18-19	1-1	1-0	0-1

BACK TO TABLE OF CONTENTS



1901 West Madison Street
Chicago, IL 60612
Phone: (312) 455-4000
Website: Bulls.com

COLORS:

Bulls Red | Bulls Black | Bulls White

HOME COURT (CAPACITY):
United Center (20,917) - opened 1994

FOUNDED: 1966-67, Chicago Bulls

HEAD COACH: Jim Boylen (College - Maine)
ASSISTANT COACHES:
Chris Fleming (College - Richmond)
Roy Rogers (College - Alabama)
Nate Loenser (College - Iowa State)
Dean Cooper (College - Aquinas)
Karen Umlauf (College - Northwestern)
DIRECTOR OF PLAYER DEVELOPMENT:
Shawn Respert (College - Michigan State)
DIRECTOR OF PERFORMANCE HEALTH: Chip Schaefer (College - Utah)
HEAD ATHLETIC TRAINER:
Jeff Tanaka (College - Cal Poly San Luis Obispo)
HEAD STRENGTH COACH:
Matt Johnson (College - Wisconsin-La Crosse)

CHAIRMAN: Jerry Reinsdorf
PRESIDENT AND CHIEF OPERATING OFFICER:
Michael Reinsdorf
EXECUTIVE VICE PRESIDENT-BASKETBALL OPERATIONS: John Paxson
GENERAL MANAGER: Gar Forman
SENIOR ADVISOR-BASKETBALL OPERATIONS:
Doug Collins
ASSOCIATE GENERAL MANAGER: Brian Hagen
ASSISTANT GENERAL MANAGER: Steve Weinman
SR. DIRECTOR OF PUBLIC AND MEDIA RELATIONS:
DIRECTOR OF PUBLIC AND MEDIA RELATIONS: Matt Yob
SR. MANAGER OF PUBLIC AND MEDIA RELATIONS: Beth Grady
MANAGER OF PUBLIC AND MEDIA RELATIONS: Kristen Deahl
RADIO: WSCR (670 AM), Chuck Swirsky, Bill Wennington
RADIO (SPANISH): Univision Deportes Radio (1200 AM), Omar Ramos, Hector Lozano
TV: WGN (Ch. 9), NBC Sports Chicago (cable), Neil Funk, Stacey King

NBA TITLES WON: 6, last 1997-98

ALL-TIME NBA RECORD: 2205-2092 (.513)

2018-19 RECORD: 22-60 (5th in Central)

2018-19 PLAYOFF RESULTS: Did not qualify

ALL-TIME SERIES (53 YEARS)

	OVERALL	HOME	ROAD
Sac-Era	32-34	18-15	14-19
All-Time	79-81	46-29	31-47

CURRENT STREAKS

	OVERALL	HOME	ROAD
Kings	W4	W2	W2

2019-20 SERIES SCHEDULE

DATE	SITE	TIME (PST)
12/2	Golden 1 Center	7:00 p.m.
1/24	United Center	5:00 p.m.

2018-19 VS. BULLS (2-0)

DATE	SITE	RESULT
12/10	United Center	W, 108-89
3/17	Golden 1 Center	W, 129-102

SERIES FACTS
Last Home Win: 3/17/19 (129-102)
Last Road Win: 12/10/18 (108-89)
Last Home Loss: 2/6/17 (99-102)
Last Road Loss: 1/21/17 (107-112)
Biggest Win: 42 (121-79) vs. Chi., 3/13/13
Biggest Loss: 47 (82-129) @ Chi., 2/22/91

2018-2019 SEASON SERIES (2-0) SACRAMENTO KINGS VS. CHICAGO

PLAYER	G-GS	MIN	FG-FGA	PCT	3FG-A	PCT	FT-FTA	PCT	OFF	DEF	TOT	AST	PF-DQ	STL	TO	BLK	PTS	AVG
Fox	2-2	59	14-28	.500	6-10	.600	8-10	.800	1	7	8	9	5-0	6	6	2	42	21.0
Barnes (TOT)	2-2	62	14-27	.519	1-8	.125	9-10	.900	2	5	7	2	0-0	4	4	0	38	19.0
Barnes (SAC)	1-1	30	7-11	.636	0-2	.000	1-1	1.000	2	0	2	1	0-0	0	2	0	15	15.0
Bagley	2-0	48	14-23	.609	1-3	.333	8-9	.889	5	6	11	2	3-0	0	1	1	37	18.5
Hield	2-2	58	11-23	.478	6-12	.500	2-2	1.000	1	6	7	8	3-0	4	4	1	30	15.0
Shumpert	1-1	34	5-11	.455	4-8	.500	0-0	---	0	0	0	5	2-0	4	5	0	14	14.0
Bogdanovic	2-0	53	9-19	.474	5-10	.500	1-2	.500	2	10	12	6	2-0	4	0	0	24	12.0
Cauley-Stein	2-2	47	9-18	.500	0-0	---	2-3	.667	7	16	23	8	5-0	4	3	0	20	10.0
Burks (TOT)	4-3	87	12-30	.400	5-13	.385	4-6	.667	2	19	21	7	2-0	0	7	0	33	8.3
Burks (SAC)	1-0	10	0-0	---	0-0	---	0-0	---	0	2	2	2	0-0	0	0	0	0	0.0
Giles	2-0	23	8-14	.571	0-0	---	0-0	---	1	5	6	4	4-0	1	1	3	16	8.0
Bjelica	2-2	40	6-14	.429	1-4	.250	1-2	.500	3	8	11	4	4-0	0	3	1	14	7.0
Ferrell	1-0	12	2-4	.500	1-2	.500	0-0	---	0	0	0	0	1-0	1	0	0	5	5.0
Brewer (TOT)	1-0	22	1-4	.250	0-3	.000	2-2	1.000	0	0	0	3	2-0	1	0	0	4	4.0
Brewer (SAC)	1-0	22	1-4	.250	0-3	.000	2-2	1.000	0	0	0	3	2-0	1	0	0	4	4.0
Jackson	1-0	8	2-5	.400	0-2	.000	0-0	---	1	0	1	0	0-0	1	0	0	4	4.0
Koufos	2-0	22	4-10	.400	0-0	---	0-0	---	2	4	6	0	5-0	2	0	2	8	4.0
Mason	2-0	15	2-7	.286	0-4	.000	0-0	---	0	1	1	4	0-0	0	1	1	4	2.0
KINGS	2	480	94-191	.492	24-60	.400	25-31	.806	25	65	90	56	36-0	28	30	11	237	118.5
BULLS	2	480	73-164	.445	18-54	.333	27-34	.794	17	62	79	36	33-0	16	47	9	191	95.5

2018-2019 SEASON SERIES (0-2) CHICAGO BULLS VS. SACRAMENTO

PLAYER	G-GS	MIN	FG-FGA	PCT	3FG-A	PCT	FT-FTA	PCT	OFF	DEF	TOT	AST	PF-DQ	STL	TO	BLK	PTS	AVG
LaVine	2-2	62	14-31	.452	5-8	.625	4-5	.800	3	2	5	5	4-0	6	8	1	37	18.5
Markkanen	2-2	51	9-24	.375	2-12	.167	4-4	1.000	0	9	9	3	2-0	1	5	1	24	12.0
Selden (TOT)	4-0	95	14-34	.412	6-15	.400	4-6	.667	2	5	7	8	8-0	1	3	2	38	9.5
Selden (CHI)	1-0	24	2-7	.286	1-4	.250	4-6	.667	0	3	3	1	2-0	0	1	1	9	9.0
Holiday	1-1	35	3-9	.333	1-6	.167	2-2	1.000	0	3	3	1	0-0	3	4	0	9	9.0
Portis	1-0	19	3-8	.375	1-2	.500	2-2	1.000	2	6	8	1	2-0	0	1	1	9	9.0
Dunn	2-1	40	7-16	.438	0-5	.000	3-3	1.000	1	3	4	11	5-0	1	4	0	17	8.5
Carter	1-1	29	3-6	.500	0-0	---	2-2	1.000	1	7	8	2	3-0	1	3	1	8	8.0
Harrison	2-0	31	7-9	.778	0-1	.000	1-1	1.000	0	4	4	7	1-0	3	6	0	15	7.5
Luwawu-Cabarrot (TOT)	1-0	22	4-8	.500	3-5	.600	0-1	.000	0	0	0	1	2-0	0	0	0	11	11.0
Luwawu-Cabarrot (TOT)	1-0	22	4-8	.500	3-5	.600	0-1	.000	0	0	0	1	2-0	0	0	0	11	11.0
Lopez	2-1	37	5-11	.455	0-0	---	4-6	.667	2	5	7	0	2-0	0	3	3	14	7.0
Parker	1-0	19	3-6	.500	1-1	1.000	0-0	---	0	3	3	0	2-0	0	5	0	7	7.0
Porter (TOT)	2-2	46	5-15	.333	2-8	.250	1-1	1.000	1	4	5	3	3-0	1	4	0	13	6.5
Porter (CHI)	1-1	24	3-9	.333	1-4	.250	1-1	1.000	0	2	2	1	2-0	1	2	0	8	8.0
Arcidiacono	2-1	46	5-9	.556	2-4	.500	0-0	---	4	6	10	3	5-0	0	2	0	12	6.0
Blakeney	1-0	12	2-6	.333	0-0	---	0-1	.000	0	2	2	0	0-0	0	1	0	4	4.0
Brooks (TOT)	3-0	30	5-16	.313	1-6	.167	1-1	1.000	1	1	2	3	5-0	1	1	1	12	4.0
Hutchison	1-0	6	1-1	1.000	1-1	1.000	0-0	---	0	1	1	0	0-0	0	0	0	3	3.0
Felicio	2-0	20	2-3	.667	0-0	---	0-0	---	4	6	10	0	1-0	0	1	1	4	2.0
Payne	1-0	2	0-1	.000	0-1	.000	0-0	---	0	0	0	0	0-0	0	0	0	0	0.0
BULLS	2	480	73-164	.445	18-54	.333	27-34	.794	17	62	79	36	33-0	16	47	9	191	95.5
KINGS	2	480	94-191	.492	24-60	.400	25-31	.806	25	65	90	56	36-0	28	30	11	237	118.5



KINGS VS BULLS

DATE	W/L	H/A	SCORE	+/-	DATE	W/L	H/A	SCORE	+/-
12/3/85	W	H	131-118	+13	11/23/03	W	H	110-99	+11
12/14/85	W	A	108-103	+5	2/20/04	W	A	91-83	+8
2/16/87	W	A	124-120^{OT}	+4	11/16/04	W	H	113-106	+7
3/21/87	L	H	97-112	-15	2/15/05	L	A	102-107	-5
2/1/88	W	H	97-95	+2	2/9/06	W	H	98-80	+18
2/19/88	L	A	90-111	-21	2/14/06	W	A	105-101^{OT}	+4
11/22/88	L	H	98-114	-16	11/3/06	W	A	89-88	+1
2/2/89	L	A	98-109	-11	2/8/07	W	H	86-77	+9
11/14/89	L	H	94-96	-2	1/5/08	L	A	93-94	-1
3/24/90	W	A	116-113	+3	2/2/08	W	H	105-101	+4
2/4/91	L	H	97-108	-11	1/6/09	L	A	94-99	-5
2/22/91	L	A	82-129	-47	1/30/09	L	H	88-109	-21
11/30/91	L	H	102-118	-16	11/17/09	L	H	87-101	-14
12/28/91	L	A	118-127	-9	12/21/09	W	A	102-98	+4
2/3/93	L	H	88-107	-19	11/27/10	L	H	85-96	-11
2/15/93	L	A	101-119	-8	3/21/11	L	A	92-132	-40
11/21/93	W	H	103-101	+2	12/29/11	L	H	98-108	-10
3/12/94	L	A	94-111	-17	2/14/12	L	A	115-121	-6
1/13/95	W	A	89-79	+10	10/31/12	L	A	87-93	-6
2/2/95	W	H	88-68	+20	3/13/13	W	H	121-79	+42
2/1/96	L	H	85-105	-20	2/3/14	W	H	99-70	+29
3/19/96	L	A	67-89	-22	3/15/14	L	A	87-94	-7
1/30/97	L	H	93-111	-18	11/20/14	W	H	103-88	+15
2/28/97	L	A	108-126	-18	2/10/15	L	A	86-104	-18
11/23/97	L	H	88-103	-15	2/3/16	L	H	102-107	-5
2/28/98	L	A	94-109	-15	3/21/16	L	A	102-109	-7
1/28/00	W	A	102-90	+12	1/21/17	L	A	99-102	-3
2/8/00	W	H	119-80	+39	2/6/17	L	H	107-112	-5
10/31/00	W	A	100-81	+19	12/1/17	W	A	107-106	-1
11/22/00	W	H	100-71	+29	2/5/18	W	H	104-98	-6
11/16/01	W	H	105-71	+34	12/10/18	W	A	108-89	+19
3/11/01	W	A	107-103	+4	3/17/19	W	H	129-102	+27
11/19/02	W	H	111-98	+13					
3/29/03	W	A	107-92	+15					

	OVR	HM	RD	NTL
66-67	4-5	2-1	2-3	0-1
67-68	2-5	1-2	1-1	0-2
68-69	5-1	2-0	2-1	1-0
69-70	3-3	2-0	0-2	1-1
70-71	0-4	0-1	0-2	0-1
71-72	1-3	1-1	0-2	
72-73	2-5	1-2	1-3	
73-74	2-5	1-3	1-2	
74-75	5-4	3-1	2-3	
75-76	6-1	4-0	2-1	
76-77	2-2	1-1	1-1	
77-78	4-0	2-0	2-0	
78-79	4-0	2-0	2-0	
79-80	3-3	2-0	0-3	1-0
80-81	0-2	0-1	0-1	
81-82	1-1	1-0	0-1	
82-83	2-0	1-0	1-0	
83-84	1-1	1-0	0-1	
84-85	0-2	0-1	0-1	
85-86	2-0	1-0	1-0	
86-87	1-1	0-1	1-0	
87-88	1-1	1-0	0-1	
88-89	0-2	0-1	0-1	
89-90	1-1	0-1	1-0	
90-91	0-2	0-1	0-1	
91-92	0-2	0-1	0-1	
92-93	0-2	0-1	0-1	
93-94	1-1	1-0	0-1	
94-95	2-0	1-0	1-0	
95-96	0-2	0-1	0-1	
96-97	0-2	0-1	0-1	
97-98	0-2	0-1	0-1	
98-99	0-0	0-0	0-0	

	OVR	HM	RD	NTL
99-00	2-0	1-0	1-0	
00-01	2-0	1-0	1-0	
01-02	2-0	1-0	1-0	
02-03	2-0	1-0	1-0	
03-04	2-0	1-0	1-0	
04-05	1-1	1-0	0-1	
05-06	2-0	1-0	1-0	
06-07	2-0	1-0	1-0	
07-08	1-1	1-0	0-1	
08-09	0-2	0-1	0-1	
09-10	1-1	0-1	1-0	
10-11	0-2	0-1	0-1	
11-12	0-2	0-1	0-1	
12-13	1-1	1-0	0-1	
13-14	1-1	1-0	0-1	
14-15	1-1	1-0	0-1	
15-16	0-2	0-1	0-1	
16-17	0-2	0-1	0-1	
17-18	2-0	1-0	1-0	
18-19	2-0	1-0	1-0	

BACK TO TABLE OF CONTENTS

One Center Court,
Cleveland, OH 44115-4001
PF Address: Cleveland Clinic Courts, 6101 Brecksville Road, Independence, OH 44131
Phone: (216) 420-2000
Ticket Information: 800-820-CAVS (2287)
Website: Cavs.com
Twitter: @cavs;
PR Twitters: @CavsComm, @CavsNotes

COLORS:

Cavaliers Wine | Cavaliers Gold

HOME COURT (CAPACITY):
Rocket Mortgage Fieldhouse (19,432) - opened 1994

FOUNDED: 1970-71, Cleveland Cavaliers

HEAD COACH: John Beilein (College - Michigan)
ASSOCIATE HEAD COACH:
J.B. Bickerstaff (College - Missouri)
ASSISTANT COACHES: Antonio Lang (College - Duke)
Dan Geriot (College - Richmond)
Lindsey Gottlieb (College - Brown)
DIRECTOR OF PLAYER DEVELOPMENT/ASSISTANT COACH: Mike Gerrity (College - USC)
ASSISTANT COACH/PLAYER DEVELOPMENT:
J.J. Outlaw (College - Villanova)
HEAD ATHLETIC TRAINER:
Steve Spiro (College - Miami (FL))
HEAD STRENGTH-AND-CONDITIONING COACH:
Derek Millender (College - South Alabama)

CHAIRMAN: Dan Gilbert
GENERAL MANAGER: Koby Altman
ASSISTANT GENERAL MANAGER: Mike Gansey
BASKETBALL CHIEF OF STAFF/TEAM COUNSEL: Jason Hillman
SR. DIRECTOR, BASKETBALL OPERATIONS: Brock Aller
DIRECTOR, BASKETBALL ADMINISTRATION: Andrae Patterson
SENIOR BASKETBALL ADVISOR: Bernie Bickerstaff
DIRECTOR, TEAM OPERATIONS: Mark Cashman
CEO: Len Komoroski
PRESIDENT OF BUSINESS OPERATIONS: Nic Barlage
EVP & CHIEF COMMUNICATIONS OFFICER: Tad Carper
DIRECTOR OF BASKETBALL COMMUNICATIONS: B.J Evans
BASKETBALL COMMUNICATIONS SR. MANAGER: Jeff Schaefer
BASKETBALL COMMUNICATIONS MANAGER: Cherome Owens
BASKETBALL COMMUNICATIONS COORDINATOR: Alyssa Dombrowski
RADIO: WTAM (1100 AM), Tim Alcorn, Jim Chones, Mike Snyder
RADIO (SPANISH): LA MEGA (87.7 FM), Rafael Hernández Brito
TV: Fox Sports Ohio, John Michael, Austin Carr, Angel Gray

NBA TITLES WON: 1, 2016 NBA Champions

ALL-TIME NBA RECORD: 1848-2122 (.465)

2018-19 RECORD: 19-63 (5th in Central)

2018-19 PLAYOFF RESULTS: Did not qualify

ALL-TIME SERIES (49 YEARS)

	OVERALL	HOME	ROAD
Sac-Era	26-39	16-16	10-23
All-Time	60-59	37-21	22-38

CURRENT STREAKS

	OVERALL	HOME	ROAD
Kings	W3	W2	W1

2019-20 SERIES SCHEDULE

DATE	SITE	TIME (PST)
3/24	Rocket Mortgage Fieldhouse	4:00 p.m.
4/5	Golden 1 Center	6:00 p.m.

2018-19 VS. CAVS (2-0)

DATE	SITE	RESULT
12/7	Quicken Loans Arena	W, 129-110
4/4	Golden 1 Center	W, 117-104

SERIES FACTS
Last Home Win: 4/4/19 (117-104)
Last Road Win: 12/7/18 (129-110)
Last Home Loss: 1/13/17 (108-120)
Last Road Loss: 12/6/17 (95-101)
Biggest Win: 44 (124-80) vs. Clev., 1/12/14
Biggest Loss: 33 (91-124) @ Clev., 12/5/74

2018-2019 SEASON SERIES (2-0) SACRAMENTO KINGS VS. CLEVELAND

PLAYER	G-GS	MIN	FG-FGA	PCT	3FG-A	PCT	FT-FTA	PCT	OFF	DEF	TOT	AST	PF-DQ	STL	TO	BLK	PTS	AVG
Hield	2-2	62	18-33	.545	10-19	.526	2-2	1.000	1	5	6	4	4-0	3	2	3	48	24.0
Fox	2-2	63	18-30	.600	5-8	.625	5-7	.714	0	5	5	22	5-0	5	2	0	46	23.0
Bogdanovic	2-0	51	14-31	.452	5-12	.417	0-0	---	2	6	8	9	4-0	1	0	0	33	16.5
Bagley	2-0	46	15-25	.600	2-5	.400	0-0	---	4	5	9	2	3-0	1	3	1	32	16.0
Barnes (TOT)	2-2	68	10-28	.357	4-11	.364	2-3	.667	0	9	9	4	1-0	0	3	1	26	13.0
Barnes (SAC)	1-1	32	3-10	.300	1-4	.250	2-3	.667	0	4	4	2	0-0	0	1	0	9	9.0
Bjelica	2-2	55	10-19	.526	2-9	.222	1-1	1.000	1	5	6	4	5-0	1	1	0	23	11.5
Cauley-Stein	2-2	58	9-9	1.000	0-0	---	0-2	.000	3	12	15	5	5-0	4	1	1	18	9.0
Jackson	1-0	23	3-7	.429	1-3	.333	0-0	---	0	0	0	3	1-0	0	0	0	7	7.0
Koufos	2-0	30	7-12	.583	0-0	---	0-1	.000	4	7	11	3	2-0	0	3	1	14	7.0
Shumpert	1-1	23	3-8	.375	0-3	.000	0-0	---	1	3	4	1	0-0	0	1	1	6	6.0
Ferrell	2-0	17	3-7	.429	1-3	.333	1-1	1.000	0	0	0	2	1-0	0	0	0	8	4.0
Brewer (TOT)	1-0	11	1-1	1.000	0-0	---	0-0	---	1	0	1	1	1-0	3	0	0	2	2.0
Brewer (SAC)	1-0	11	1-1	1.000	0-0	---	0-0	---	1	0	1	1	1-0	3	0	0	2	2.0
Mason	1-0	7	0-2	.000	0-1	.000	0-0	---	0	1	1	1	0-0	0	1	0	0	0.0
Williams	1-0	4	0-1	.000	0-0	---	0-0	---	1	0	1	0	1-0	0	0	1	0	0.0
KINGS	2	480	104-195	.533	27-67	.403	11-17	.647	18	53	71	59	32-0	18	16	8	246	123.0
CAVALIERS	2	480	87-162	.537	21-51	.412	19-28	.679	17	68	85	40	30-0	7	40	1	214	107.0

2018-2019 SEASON SERIES (0-2) CLEVELAND CAVALIERS VS. SACRAMENTO

PLAYER	G-GS	MIN	FG-FGA	PCT	3FG-A	PCT	FT-FTA	PCT	OFF	DEF	TOT	AST	PF-DQ	STL	TO	BLK	PTS	AVG
Clarkson	2-0	61	20-32	.625	6-12	.500	2-3	.667	0	6	6	4	1-0	2	4	0	48	24.0
Burks	1-0	38	8-14	.571	3-6	.500	3-4	.750	0	7	7	9	0-0	1	2	0	22	22.0
Sexton	2-2	72	17-30	.567	3-7	.429	5-7	.714	1	1	2	5	6-0	1	10	0	42	21.0
Osman	2-2	62	11-24	.458	4-11	.364	1-2	.500	4	6	10	6	5-0	2	4	0	27	13.5
Nance	2-2	61	9-16	.563	1-2	.500	3-4	.750	3	20	23	3	8-0	0	1	0	22	11.0
Henson (TOT)	1-0	20	4-7	.571	2-5	.400	0-0	---	1	5	6	1	2-0	0	1	0	10	10.0
Zizic	2-1	35	8-11	.727	0-0	---	0-2	.000	3	10	13	4	1-0	0	5	1	16	8.0
Frye	1-0	4	2-2	1.000	2-2	1.000	0-0	---	0	0	0	0	0-0	0	0	0	6	6.0
Nwaba	1-0	20	3-6	.500	0-1	.000	0-0	---	3	3	6	1	1-0	0	2	0	6	6.0
Knight (TOT)	1-1	28	1-7	.143	1-3	.333	2-2	1.000	1	2	3	3	3-0	0	1	0	5	5.0
Knight (CLE)	1-1	28	1-7	.143	1-3	.333	2-2	1.000	1	2	3	3	3-0	0	1	0	5	5.0
Chriss (TOT)	2-0	20	4-8	.500	0-2	.000	0-0	---	1	6	7	0	1-0	1	3	1	8	4.0
Chriss (CLE)	1-0	16	3-6	.500	0-1	.000	0-0	---	1	6	7	0	0-0	1	2	0	6	6.0
Hood	1-1	15	1-3	.333	0-2	.000	2-2	1.000	0	0	0	1	2-0	0	0	0	4	4.0
Thompson	1-1	30	2-3	.667	0-0	---	0-0	---	1	5	6	2	2-0	0	3	0	4	4.0
Blossomgame	1-0	17	1-3	.333	0-1	.000	0-0	---	0	0	0	0	0-0	0	1	0	2	2.0
Dellavedova (TOT)	1-0	8	0-1	.000	0-1	.000	2-2	1.000	0	3	3	5	1-0	1	1	0	2	2.0
Stauskas (TOT)	3-0	31	2-9	.222	1-7	.143	1-2	.500	0	2	2	1	4-0	0	2	0	6	2.0
Stauskas (CLE)	1-0	15	1-3	.333	1-2	.500	1-2	.500	0	1	1	0	1-0	0	1	0	4	4.0
Adel	1-0	2	0-1	.000	0-1	.000	0-0	---	0	0	0	0	0-0	0	0	0	0	0.0
Jones	1-0	5	0-1	.000	0-0	---	0-0	---	0	1	1	2	0-0	0	0	0	0	0.0
Payne (TOT)	1-0	2	0-1	.000	0-1	.000	0-0	---	0	0	0	0	0-0	0	0	0	0	0.0
CAVALIERS	2	480	87-162	.537	21-51	.412	19-28	.679	17	68	85	40	30-0	7	40	1	214	107.0
KINGS	2	480	104-195	.533	27-67	.403	11-17	.647	18	53	71	59	32-0	18	16	8	246	123.0



LENNY WILKENS

KINGS VS CAVALIERS

DATE	W/L	H/A	SCORE	+/-	DATE	W/L	H/A	SCORE	+/-
11/7/85	L	H	94-95	-1	10/29/02	W	H	94-67	+27
1/11/86	L	A	101-105	-4	11/26/02	W	A	91-85	+6
11/11/86	W	H	119-114	+5	10/29/03	W	H	106-92	+14
2/18/87	L	A	119-129	-10	1/22/04	W	A	95-99	+6
12/11/87	L	H	113-115	-2	1/20/05	W	H	123-96	+27
2/15/88	L	A	95-104	-9	4/1/05	W	A	128-109	+19
2/3/89	L	A	94-110	-16	12/6/05	L	H	97-102	-5
3/7/89	L	H	95-105	-10	3/1/06	W	A	97-90	+7
12/9/89	L	H	101-108	-7	1/9/07	L	H	98-108	-10
3/26/90	L	A	95-116	-21	3/13/07	L	A	100-124	-24
2/20/91	L	A	104-118	-14	11/9/07	L	H	91-93	-2
3/8/91	W	H	87-79	+8	1/4/08	L	A	93-97	-4
2/21/92	L	A	102-119	-17	1/27/09	L	A	110-117	-7
3/4/92	L	H	108-109	-1	3/13/09	L	H	123-126[OT]	-3
11/15/92	W	H	109-107	+7	12/23/09	L	H	104-117[OT]	-13
12/18/92	L	A	108-119	-11	3/28/10	L	A	90-97	-7
1/22/94	L	H	109-119[OT]	-10	10/30/10	W	A	107-104	+3
3/8/94	L	A	82-103	-21	3/16/11	L	H	93-97	-4
11/20/94	W	H	96-88	+8	2/19/12	L	A	92-93	-1
3/22/95	L	A	89-101	-12	1/2/13	W	A	97-94	+3
3/17/96	L	A	84-115	-31	1/14/13	W	H	124-118	+6
3/31/96	W	H	105-100[OT]	+5	1/12/14	W	H	124-80	+44
11/24/96	L	A	74-103	-29	2/11/14	L	A	99-109	-10
3/11/97	L	H	85-88	-3	1/11/15	W	H	103-84	+19
1/22/98	L	A	96-112	-16	1/30/15	L	A	90-101	-11
3/19/98	L	H	85-90	-5	2/8/16	L	A	100-120	-20
2/19/99	W	H	106-95	+11	3/9/16	L	H	111-120	-9
1/4/00	W	A	111-107	+4	1/13/17	L	H	108-120	-12
1/16/00	W	H	113-102	+11	1/25/17	W	A	116-112[OT]	+4
11/1/00	L	A	100-102[2OT]	-2	12/6/17	L	H	95-101	-5
1/10/01	W	H	108-103	+5	12/27/17	W	A	109-95	+14
11/6/01	W	A	115-99	+16	12/7/18	W	A	129-110	+19
1/15/02	W	H	109-102	+7	4/4/19	W	H	117-104	+13

	OVR	HM	RD	NTL
70-71	5-1	3-0	2-1	
71-72	6-2	3-0	2-2	1-0
72-73	2-2	2-0	0-2	
73-74	4-0	2-0	2-0	
74-75	2-2	2-0	0-2	
75-76	3-1	2-0	1-1	
76-77	1-3	0-2	1-1	
77-78	2-2	1-1	1-1	
78-79	3-1	2-0	1-1	
79-80	0-2	0-1	0-1	
80-81	2-0	1-0	1-0	
81-82	1-1	1-0	0-1	
82-83	1-1	1-0	0-1	
83-84	2-0	1-0	1-0	
84-85	0-2	0-1	0-1	
85-86	0-2	0-1	0-1	
86-87	1-1	1-0	0-1	
87-88	0-2	0-1	0-1	
88-89	0-2	0-1	0-1	
89-90	0-2	0-1	0-1	
90-91	1-1	1-0	0-1	
91-92	0-2	0-1	0-1	
92-93	1-1	1-0	0-1	
93-94	0-2	0-1	0-1	
94-95	1-1	1-0	0-1	
95-96	1-1	1-0	0-1	

	OVR	HM	RD	NTL
96-97	0-2	0-1	0-1	
97-98	0-2	0-1	0-1	
98-99	0-0	0-0	0-0	
99-00	2-0	1-0	1-0	
00-01	1-1	1-0	0-1	
01-02	2-0	1-0	1-0	
02-03	2-0	1-0	1-0	
03-04	2-0	1-0	1-0	
04-05	2-0	1-0	1-0	
05-06	1-1	0-1	1-0	
06-07	0-2	0-1	0-1	
07-08	0-2	0-1	0-1	
08-09	0-2	0-1	0-1	
09-10	0-2	0-1	0-1	
10-11	1-1	0-1	1-0	
11-12	0-1	0-0	0-1	
12-13	2-0	1-0	1-0	
13-14	1-1	1-0	0-1	
14-15	1-1	1-0	0-1	
15-16	0-2	0-1	0-1	
16-17	1-1	0-1	1-0	
17-18	1-1	1-0	0-1	
18-19	2-0	1-0	1-0	

American Airlines Center
2500 Victory Avenue
Dallas, TX 75219
Phone: (214) 665-4660
Ticket Info: (214) 747-6287
Website: Mavs.com

COLORS:

Mavericks Blue | Mavericks Silver | Mavericks White | Mavericks Black

HOME COURT (CAPACITY): American Airlines Center (19,200) - opened 2001

FOUNDED: 1980-81 expansion team, Dallas Mavericks

HEAD COACH: Rick Carlisle (College - Virginia)
ASSISTANT COACHES:
Stephen Silas (College - Brown)
Jamahl Mosley (College - Colorado)
Larry Shyatt (College - Wooster)
Darrell Armstrong (College - Fayetteville State (NC))
Mike Weinar (College - Florida)
ASSISTANT TO THE BASKETBALL STAFF/SPECIAL PROJECTS: Jenny Boucek (College - Virginia)
PLAYER DEVELOPMENT COACH:
God Shammgod (College - Providence)
DIRECTOR OF PLAYER HEALTH AND PERFORMANCE:
Casey Smith (College - Arizona State)
HEAD ATHLETIC TRAINER:
Dionne Calhoun (College - San Diego State)
DIRECTOR OF ATHLETIC PERFORMANCE:
Jeremy Holsopple (College - Kentucky)

OWNER: Mark Cuban
CEO: Cynt Marshall
PRESIDENT OF BASKETBALL OPERATIONS/GM: Donn Nelson
ASSISTANT GENERAL MANAGER: Keith Grant
VP OF BASKETBALL OPERATIONS: Michael Finley
VP OF BASKETBALL COMMUNICATIONS: Sarah Melton
DIRECTOR OF BASKETBALL COMMUNICATIONS: Scott Tomlin
BASKETBALL COMMUNICATIONS MANAGER: Alan Rakowski
VP OF COPORATE COMMUNICATIONS AND EVENTS: Erin Finegold
RADIO: ESPN Radio (103.3 FM), Chuck Cooperstein, Brad Davis
RADIO (SPANISH): KFLC (Univision 1270 AM), Victor Villalba
TV: FOX Sports Southwest (cable), Mark Followill, Derek Harper, Jeff Wade

NBA TITLES WON: 1, 2010-11

ALL-TIME NBA RECORD: 1572-1578 (.499)

2018-19 RECORD: 33-49 (3rd in Southwest)

2018-19 PLAYOFF RESULTS: Did not qualify

ALL-TIME SERIES (39 YEARS)

	OVERALL	HOME	ROAD
Sac-Era	57-78	36-31	21-47
All-Time	72-93	46-36	26-57

CURRENT STREAKS

	OVERALL	HOME	ROAD
Kings	W3	W1	W4

2019-20 SERIES SCHEDULE

DATE	SITE	TIME (PST)
12/8	American Airlines Center	4:00 p.m.
1/15	Golden 1 Center	7:00 p.m.
2/12	American Airlines Center	5:30 p.m.
3/17	Golden 1 Center	7:00 p.m.

2018-19 VS. MAVERICKS (3-0)

DATE	SITE	RESULT
12/16	American Airlines Center	W, 120-113
3/21	Golden 1 Center	W, 116-100
3/26	American Airlines Center	W, 125-121

SERIES FACTS
Last Home Win: 3/21/19 (120-113)
Last Road Win: 3/26/19 (116-100)
Last Home Loss: 3/27/18 (97-103)
Last Road Loss: 12/18/16 (79-99)
Biggest Win: 58 (139-81) vs. Dallas, 12/29/92
Biggest Loss: 40 (71-111) @ Dallas, 11/12/88

2018-2019 SEASON SERIES (3-0) SACRAMENTO KINGS VS. DALLAS

PLAYER	G-GS	MIN	FG-FGA	PCT	3FG-A	PCT	FT-FTA	PCT	OFF	DEF	TOT	AST	PF-DQ	STL	TO	BLK	PTS	AVG
Hield	3-3	109	26-57	.456	13-30	.433	9-9	1.000	0	11	11	9	9-0	3	3	1	74	24.7
Fox	3-3	98	23-48	.479	1-8	.125	19-22	.864	3	8	11	22	9-0	4	4	5	66	22.0
Bagley	2-0	52	13-23	.565	3-5	.600	7-11	.636	5	9	14	2	6-0	0	4	4	36	18.0
Barnes (TOT)	2-2	67	12-26	.462	3-8	.375	7-9	.778	3	6	9	2	4-0	0	4	0	34	17.0
Barnes (SAC)	2-2	67	12-26	.462	3-8	.375	7-9	.778	3	6	9	2	4-0	0	4	0	34	17.0
Cauley-Stein	3-3	94	16-26	.615	0-0	---	6-7	.857	7	26	33	8	8-0	4	2	1	38	12.7
Bogdanovic	3-1	87	12-30	.400	6-14	.429	6-7	.857	2	10	12	12	9-0	2	3	0	36	12.0
Burks (TOT)	3-1	65	11-25	.440	5-11	.455	7-8	.875	0	10	10	7	6-0	0	3	1	34	11.3
Bjelica	3-3	90	11-19	.579	4-8	.500	3-4	.750	8	17	25	8	8-0	1	2	5	29	9.7
Ferrell	3-0	46	9-24	.375	2-12	.167	4-4	1.000	0	6	6	6	2-0	1	3	0	24	8.0
Jackson	1-0	23	2-6	.333	0-1	.000	2-2	1.000	1	2	3	0	4-0	1	2	0	6	6.0
Koufos	2-0	23	5-7	.714	0-0	---	2-4	.500	5	4	9	2	4-0	1	0	0	12	6.08
Brewer (TOT)	2-0	15	2-4	.500	0-2	.000	2-2	1.000	1	3	4	0	2-0	0	0	0	6	3.0
Brewer (SAC)	2-0	15	2-4	.500	0-2	.000	2-2	1.000	1	3	4	0	2-0	0	0	0	6	3.0
Giles	1-0	8	0-0	---	0-0	---	0-0	---	0	2	2	0	0-0	0	1	0	0	0.0
Williams	1-0	11	0-2	.000	0-1	.000	0-0	---	0	3	3	0	2-0	0	0	1	0	0.0
KINGS	3	720	131-272	.482	32-89	.360	67-81	.827	35	107	142	71	67-0	17	28	17	361	120.3
MAVERICKS	3	720	115-265	.434	36-120	.300	68-86	.791	32	102	134	72	66-0	12	33	17	334	111.3

2018-2019 SEASON SERIES (0-3) DALLAS MAVERICKS VS. SACRAMENTO

PLAYER	G-GS	MIN	FG-FGA	PCT	3FG-A	PCT	FT-FTA	PCT	OFF	DEF	TOT	AST	PF-DQ	STL	TO	BLK	PTS	AVG
Doncic	3-3	97	22-54	.407	3-24	.125	22-30	.733	2	26	28	24	6-0	1	10	0	69	23.0
Barnes	1-1	29	5-16	.313	3-7	.429	2-2	1.000	0	2	2	0	1-0	1	1	1	15	15.0
Powell	3-2	80	13-18	.722	1-3	.333	16-19	.842	7	13	20	10	8-0	2	1	7	43	14.3
Matthews	1-1	32	4-13	.308	3-6	.500	2-2	1.000	0	0	0	4	5-0	2	1	0	13	13.0
Brunson	3-3	88	16-33	.485	3-12	.250	2-4	.500	4	3	7	8	10-0	0	5	0	37	12.3
Kleber	3-1	76	12-23	.522	6-15	.400	3-5	.600	4	9	13	2	6-0	2	2	2	33	11.0
Jackson (TOT)	2-2	50	10-21	.476	1-9	.111	0-1	.000	0	6	6	1	1-0	0	2	0	21	10.5
Jackson (DAL)	2-2	50	10-21	.476	1-9	.111	0-1	.000	0	6	6	1	1-0	0	2	0	21	10.5
Broekhoff	3-0	53	8-13	.615	7-12	.583	3-4	.750	1	5	6	1	7-0	0	1	0	26	8.7
Burke (TOT)	2-0	38	7-18	.389	3-8	.375	0-0	---	0	1	1	8	4-0	1	1	1	17	8.5
Burke (DAL)	2-0	38	7-18	.389	3-8	.375	0-0	---	0	1	1	8	4-0	1	1	1	17	8.5
Jordan	1-1	30	4-7	.571	0-0	---	0-0	---	10	13	23	3	2-0	0	0	3	8	8.0
Harris	3-0	50	4-17	.235	3-10	.300	7-7	1.000	1	6	7	8	7-0	2	2	0	18	6.0
Finney-Smith	3-0	54	3-13	.231	1-8	.125	8-9	.889	1	8	9	2	4-0	0	2	0	15	5.0
Nowitzki	3-1	32	5-15	.333	2-6	.333	3-3	1.000	1	7	8	1	4-0	1	3	0	15	5.0
Lee (TOT)	1-0	3	1-2	.500	0-0	---	0-0	---	0	1	1	0	0-0	0	0	0	2	2.0
Lee (DAL)	1-0	3	1-2	.500	0-0	---	0-0	---	0	1	1	0	0-0	0	0	0	2	2.0
Mejri	1-0	9	1-2	.500	0-0	---	0-0	---	1	2	3	0	1-0	0	1	3	2	2.0
MAVERICKS	3	720	115-265	.434	36-120	.300	68-86	.791	32	102	134	72	66-0	12	33	17	334	111.3
KINGS	3	720	131-272	.482	32-89	.360	67-81	.827	35	107	142	71	67-0	17	28	17	361	120.3



ROLANDO BLACKMAN

KINGS VS MAVERICKS

DATE	W/L	H/A	SCORE	+/-
11/2/85	L	A	113-119	-6
11/29/85	L	A	111-133	-22
1/21/86	W	H	119-110	+9
3/9/86	L	H	102-117	-15
3/12/86	W	A	127-120 OT	+7
4/7/86	W	H	122-115	+7
11/26/86	L	A	117-129	-12
12/2/86	L	H	124-127	-3
2/12/87	W	H	129-125	+4
2/25/87	L	A	101-108	-7
3/19/87	L	H	104-105	-1
4/18/87	L	A	121-125	-4
11/21/87	L	H	96-103	-7
12/9/87	L	A	98-125	-27
12/29/87	L	A	117-126	-9
2/4/88	W	H	118-101	+17
3/2/88	L	A	90-115	-25
4/12/88	L	H	96-104	-8
11/12/88	L	A	71-111	-40
1/3/89	W	H	123-96	+27
3/18/89	W	H	100-90	+10
4/7/89	L	A	102-115	-13
11/7/89	W	H	96-94	+2
12/23/89	L	A	95-102	-7
1/26/90	L	A	93-106	-13
2/6/90	L	H	90-100	-10
12/4/90	W	H	103-83	+20
12/29/90	L	A	79-90	-11
3/18/91	L	A	86-104	-18
4/9/91	W	H	113-104	+9
12/21/91	L	A	85-109	-24
2/3/92	W	H	99-95	+4
3/20/92	W	A	125-96	+29
4/5/92	W	A	103-89	+14
12/29/92	W	A	139-81	+58
1/29/93	W	A	130-120	+10
3/13/93	W	H	122-94	+28
4/17/93	W	A	108-107 OT	+1
1/2/94	W	H	119-116	+3
1/29/94	L	A	101-108	-7
4/5/94	L	H	80-88	-8
4/16/94	W	A	106-98	+8
11/7/94	L	A	94-96	-2
1/24/95	W	H	110-109 2OT	+1
1/28/95	W	A	87-84	+3
3/14/95	L	H	90-91	-1
1/23/96	L	H	109-111	-2
2/21/96	L	A	91-93	-2
4/2/96	W	A	104-97	+7
4/9/96	W	H	95-86	+9
11/2/96	W	A	107-94	+13
12/12/96	W	H	93-86	+7
2/4/97	L	A	96-104	-8
3/16/97	L	H	88-89	-1
11/18/97	W	H	102-95	+7
12/20/97	W	A	89-88	+1
1/8/98	W	A	103-92	+11
4/5/98	W	H	105-99	+6
2/27/99	L	A	90-97	-7
3/7/99	W	H	94-89	+5
3/20/99	L	A	90-104	-14
4/24/99	W	H	105-102	+3
11/19/99	W	A	103-94	+9
12/26/99	W	H	118-111	+7
3/6/99	W	H	130-109	+21
4/4/00	L	A	102-105	-3
11/12/00	W	A	109-84	+25
1/15/01	W	H	116-105	+11
4/1/01	L	H	107-119	-12
4/13/01	L	A	97-101	-4
11/29/01	W	H	110-98	+12
12/2/01	L	H	114-120 OT	-6
2/23/02	L	A	97-111	-14
4/14/02	L	H	100-113	-13
1/15/03	W	H	123-94	+29
2/4/03	W	A	110-109	+1
2/27/03	W	A	126-124 OT	+2
3/16/03	L	H	123-129 OT	-6
12/25/03	L	H	103-111	-8
1/25/04	L	A	99-108	-9
3/11/04	W	H	120-102	+18
4/1/04	L	A	117-127	-10
11/2/04	L	A	98-107	-9
2/11/05	L	H	113-115	-2
2/24/05	L	A	113-122	-9
3/24/05	W	H	109-101	+8
12/22/05	L	H	95-105	-10
3/12/06	W	H	85-80	+5
4/4/06	L	A	101-127	-26
12/1/06	L	A	90-109	-19
12/18/06	L	H	91-109	-18
1/27/07	L	A	104-106	-2
4/3/07	L	H	93-97	-4
11/3/07	L	A	102-123	-21
1/14/08	W	H	122-120	+2
2/29/08	L	A	106-115	-9
11/29/08	L	H	78-101	23
1/11/09	W	H	102-95	+7
2/10/09	L	A	100-118	-18
2/21/09	L	A	95-116	-21
11/20/09	L	A	102-104	-2
1/2/10	L	H	91-99	-8
3/5/10	L	A	100-108	-8
4/10/10	L	H	108-126	-18
12/4/10	L	H	103-105	-2
2/9/11	L	H	100-102	-2
2/16/11	L	A	100-116	-16
1/14/12	L	A	60-99	-39
3/9/12	W	H	110-97	+13
4/10/12	L	A	100-110	-10
12/10/12	L	A	96-119	-23
1/10/13	L	H	112-117 OT	-5
2/13/13	L	A	100-123	-23
4/5/13	L	H	108-117	-9
12/9/13	W	H	112-97	+15
1/31/14	L	A	103-107	-4
3/29/14	L	A	100-103	-3
4/6/14	L	H	91-93	-2
11/11/14	L	A	98-106	-8
1/13/15	L	H	104-108 OT	-4
2/5/15	L	H	78-101	-23
11/30/15	W	H	112-98	+14
1/5/16	L	A	116-117 2OT	-1
3/3/16	W	A	104-101	+3
3/27/16	W	H	133-111	+22
12/07/16	W	A	120-89	+31
12/18/16	L	A	79-99	-20
4/4/17	W	H	98-87	+11
10/20/17	W	A	93-88	+5
2/3/18	L	H	99-106	-7
2/13/18	W	A	114-109	+5
3/27/18	L	H	97-103	-6
12/16/18	W	A	120-113	+7
3/21/19	W	H	116-100	+16
3/26/19	W	A	125-121	+4

	OVR	HM	RD
80-81	6-0	3-0	3-0
81-82	2-4	2-1	0-3
82-83	3-3	1-2	2-1
83-84	3-3	3-0	0-3
84-85	1-5	1-2	0-3
85-86	3-3	2-1	1-2
86-87	1-5	1-2	0-3
87-88	1-5	1-2	0-3
88-89	2-2	2-0	0-2
89-90	1-3	1-1	0-2
90-91	2-2	2-0	0-2
91-92	3-1	2-0	1-1
92-93	4-0	2-0	2-0
93-94	2-2	1-1	1-1
94-95	2-2	1-1	1-1
95-96	2-2	1-1	1-1
96-97	2-2	1-1	1-1
97-98	4-0	2-0	2-0
98-99	2-2	2-0	0-2
99-00	3-1	2-0	1-1
00-01	2-2	1-1	1-1
01-02	1-3	0-2	1-1
02-03	3-1	1-1	2-0
03-04	1-3	1-1	0-2
04-05	1-3	1-1	0-2
05-06	1-2	1-1	0-1
06-07	0-4	0-2	0-2
07-08	1-2	1-0	0-2
08-09	1-3	1-1	0-2
09-10	0-4	0-2	0-2
10-11	0-3	0-2	0-1
11-12	1-2	1-0	0-2
12-13	0-4	0-2	0-2
13-14	1-3	1-1	0-2
14-15	0-3	0-2	0-1
15-16	3-1	2-0	1-1
16-17	2-1	1-0	1-1
17-18	2-2	0-2	2-0
18-19	3-0	1-0	2-0

BACK TO TABLE OF CONTENTS

DENVER NUGGETS

Pepsi Center, 1000 Chopper Circle
Denver, CO 80204
Phone: (303) 405-1100
Website: Nuggets.com
Twitter/Instagram: @Nuggets
PR Twitter: @NuggetsPR

COLORS:

Nuggets Midnight Blue | Nuggets Sunshine Yellow | Nuggets Flatirons Red | Nuggets Skyline Blue

HOME COURT (CAPACITY):
Pepsi Center (19,520) - opened 1999

FOUNDED: 1967-68, Denver Rockets; 1974-75, Denver Nuggets; Former member of ABA

HEAD COACH: Michael Malone (College - Loyola (MD))
ASSISTANT COACHES:
Wes Unseld Jr. (College - John Hopkins)
David Adelman (College - Portland State)
Jordi Fernandez
Ryan Bowen (College - Iowa)
Charles Klask (College - Michigan State)
John Beckett (College - Eckerd College)
DIRECTOR OF PLAYER DEVELOPMENT:
Ognjen Stojakovic (College - Belgrade University)
PLAYER DEVELOPMENT:
Stephen Graham (College - Oklahoma State), Boniface N'Dong
DIRECTOR OF SPORTS MEDICINE:
Steve Short (College - Michigan Tech)
HEAD ATHLETIC TRAINER: Dan Shimensky (College - Utah)
HEAD STRENGTH AND CONDITIONING COACH: Felipe Eichenberger (College - Northwestern Oklahoma State)

OWNER: E. Stanley Kroenke
PRESIDENT AND GOVERNOR: Josh Kroenke
PRESIDENT OF BASKETBALL OPERATIONS: Tim Connelly
GENERAL MANAGER: Arturas Karnisovas
ASSISTANT GENERAL MANAGER: Calvin Booth
DIRECTOR OF BASKETBALL OPERATIONS: Ben Tenzer
DIRECTOR, MEDIA RELATIONS: Nick O'Hayre
MANAGER, MEDIA RELATIONS: Cody Wise
COORDINATOR, MEDIA RELATIONS: Steven Blevins
DIRECTOR OF PLAYER SERVICES AND BROADCAST RELATIONS: Tim Dixon
RADIO: Altitude Radio Network (92.5 FM), Jason Kosmicki
TV: Altitude Sports & Entertainment, Chris Marlowe, Scott Hastings, Chris Dempsey, Vic Lombardi, Katy Winge

NBA TITLES WON: None

ALL-TIME NBA RECORD: 1703-1775 (.490)

2018-19 RECORD: 54-28 (1st in Northwest)

2018-19 PLAYOFF RESULTS: Won 4-3 over San Antonio in the First Round; Lost 3-4 to Portland in the Western Conference Semifinals

ALL-TIME SERIES (43 YEARS)

	OVERALL	HOME	ROAD
Sac-Era	66-68	46-21	20-47
All-Time	89-93	62-29	27-64

CURRENT STREAKS

	OVERALL	HOME	ROAD
Kings	L4	L1	L5

2019-20 SERIES SCHEDULE

DATE	SITE	TIME (PST)
10/28	Golden 1 Center	7:00 p.m.
11/30	Golden 1 Center	2:00 p.m.
12/29	Pepsi Center	5:00 p.m.
4/11	Pepsi Center	6:00 p.m.

2018-19 VS. NUGGETS (1-3)

DATE	SITE	RESULT
10/23	Pepsi Center	L, 112-126
1/3	Golden 1 Center	L, 113-117
2/13	Pepsi Center	L, 118-120

SERIES FACTS
Last Home Win: 1/6/18 (106-98)
Last Road Win: 1/3/17 (116-110)
Last Home Loss: 1/3/19 (113-117)
Last Road Loss: 2/13/19 (118-120)
Biggest Win: 44 (146-102) vs. Den., 12/22/83
Biggest Loss: 33 (85-118) vs. Den., 12/6/08

2018-2019 SEASON SERIES (0-3) SACRAMENTO KINGS VS. DENVER

PLAYER	G-GS	MIN	FG-FGA	PCT	3FG-A	PCT	FT-FTA	PCT	OFF	DEF	TOT	AST	PF-DQ	STL	TO	BLK	PTS	AVG
Barnes (TOT)	2-2	75	17-35	.486	8-17	.471	7-8	.875	4	11	15	4	3-0	3	1	1	49	24.5
Barnes (SAC)	1-1	41	7-19	.368	3-9	.333	2-2	1.000	3	8	11	4	2-0	2	1	0	19	19.0
Brewer (TOT)	1-1	32	7-15	.467	1-4	.250	5-6	.833	2	4	6	2	4-0	4	1	0	20	20.0
Hield	3-3	91	23-49	.469	8-19	.421	5-5	1.000	4	8	12	6	5-0	2	6	0	59	19.7
Bagley	2-0	56	13-18	.722	2-3	.667	3-7	.429	1	11	12	4	3-0	0	4	5	31	15.5
Bogdanovic	2-0	56	10-22	.455	3-8	.375	7-7	1.000	1	8	9	4	2-0	1	1	1	30	15.0
Mason	1-0	27	6-10	.600	2-4	.500	0-0	---	0	5	5	7	0-0	1	3	0	14	14.0
Bjelica	3-3	73	16-28	.571	7-16	.438	1-3	.333	7	4	11	9	11-0	1	6	1	40	13.3
Fox	3-3	81	15-29	.517	2-5	.400	5-11	.455	0	7	7	22	10-0	3	8	0	37	12.3
Cauley-Stein	3-3	75	13-22	.591	0-0	---	6-8	.750	6	13	19	9	10-0	6	2	0	32	10.7
Jackson	2-0	48	8-16	.500	4-7	.571	0-0	---	1	7	8	4	2-0	1	0	3	20	10.0
Ferrell	3-0	55	10-21	.476	2-8	.250	4-6	.667	1	3	4	2	1-0	3	1	0	26	8.7
McLemore	1-0	5	2-3	.667	2-3	.667	0-2	.000	0	0	0	0	0-0	0	0	0	6	6.0
Shumpert	2-2	41	4-14	.286	2-10	.200	2-2	1.000	0	3	3	6	3-0	2	2	0	12	6.0
Giles	3-0	46	4-16	.250	0-2	.000	5-8	.625	2	5	7	4	13-1	1	1	0	13	4.3
Burks (TOT)	2-0	29	1-4	.250	0-2	.000	6-6	1.000	1	5	6	4	0-0	0	2	0	8	4.0
Burks (SAC)	1-0	7	0-0	---	0-0	---	0-0	---	0	2	2	2	0-0	0	1	0	0	0.0
Koufos	2-0	12	1-2	.500	0-0	---	2-2	1.000	0	4	4	0	1-0	1	0	0	4	2.0
Labissiere	1-0	5	0-0	---	0-0	---	0-0	---	0	2	2	1	0-0	0	0	0	0	0.0
KINGS	3	720	132-269	.491	37-94	.394	42-63	.667	26	90	116	84	63-1	24	36	10	343	114.3
NUGGETS	3	720	137-287	.477	33-100	.330	56-70	.800	45	111	156	81	61-0	21	40	7	363	121.0

2018-2019 SEASON SERIES (3-0) DENVER NUGGETS VS. SACRAMENTO

PLAYER	G-GS	MIN	FG-FGA	PCT	3FG-A	PCT	FT-FTA	PCT	OFF	DEF	TOT	AST	PF-DQ	STL	TO	BLK	PTS	AVG
Murray	3-3	87	21-42	.500	11-23	.478	12-16	.750	4	6	10	14	9-0	2	7	0	65	21.7
Jokic	3-3	91	23-46	.500	4-12	.333	10-11	.909	9	34	43	23	6-0	3	12	1	60	20.0
Millsap	3-2	75	19-32	.594	3-6	.500	9-11	.818	7	17	24	4	8-0	3	0	2	50	16.7
G. Harris	2-1	57	12-22	.545	4-9	.444	4-5	.800	1	5	6	5	1-0	1	3	0	32	16.0
Barton	1-1	32	4-12	.333	1-5	.200	4-5	.800	0	3	3	2	0-0	0	3	0	13	13.0
Beasley	3-1	75	16-37	.432	4-14	.286	3-3	1.000	0	8	8	0	4-0	1	0	2	39	13.0
Plumlee	3-1	72	14-19	.737	0-0	---	3-6	.500	14	10	24	9	12-0	5	4	1	31	10.3
Morris	3-0	64	9-28	.321	2-8	.250	4-4	1.000	2	5	7	9	7-0	2	1	0	24	8.0
Thomas	1-0	13	3-6	.500	2-5	.400	0-0	---	0	0	0	2	3-0	0	2	0	8	8.0
Lyles	3-0	38	6-17	.353	0-5	.000	5-6	.833	1	7	8	3	2-0	0	4	1	17	5.7
Hernangomez	2-1	41	4-9	.444	1-4	.250	1-1	1.000	3	11	14	3	3-0	2	1	0	10	5.0
Craig	3-2	64	5-14	.357	1-8	.125	0-0	---	3	4	7	5	5-0	2	2	0	11	3.7
Lydon	1-0	3	1-1	1.000	0-0	---	0-0	---	1	0	1	0	0-0	0	0	0	2	2.0
Akoon-Purcell	1-0	3	0-2	.000	0-1	.000	1-2	.500	0	0	0	0	0-0	0	0	0	1	1.0
Welsh	1-0	4	0-0	---	0-0	---	0-0	---	0	1	1	2	1-0	0	0	0	0	0.0
NUGGETS	3	720	137-287	.477	33-100	.330	56-70	.800	45	111	156	81	61-0	21	40	7	363	121.0
KINGS	3	720	132-269	.491	37-94	.394	42-63	.667	26	90	116	84	63-1	24	36	10	343	114.3


ALEX ENGLISH

KINGS VS NUGGETS

DATE	W/L	H/A	SCORE	+/-	DATE	W/L	H/A	SCORE	+/-	DATE	W/L	H/A	SCORE	+/-
10/26/85	L	A	112-123	-11	1/4/96	W	H	126-96	+30	12/8/07	L	A	97-101	-4
11/23/85	L	A	118-122	-4	1/20/96	W	A	115-110	+5	12/23/07	L	H	105-106	-1
1/4/86	W	H	112-107	+5	4/15/96	W	A	90-86	+4	4/5/08	W	A	118-115	+3
1/28/86	W	H	125-120	+5										
3/16/86	L	A	113-119	-6	12/18/96	L	A	79-95	-16	12/6/08	L	H	85-118	-33
3/18/86	W	H	117-113	+4	1/7/97	L	H	96-109	-13	1/20/09	L	A	99-118	-19
					3/1/97	W	A	113-107	+6	3/8/09	W	H	114-106	+8
11/12/86	W	A	110-108	+2	3/5/97	W	H	105-100	+5	4/13/09	L	A	98-118	-20
12/16/86	L	H	119-120	-1										
1/6/87	W	H	112-104	+8	11/25/97	W	H	97-93	+4	12/28/09	W	H	106-101	+5
1/31/87	L	A	113-142	-29	2/4/98	W	A	101-99	+2	1/9/10	W	H	102-100	+2
3/2/87	W	A	117-114	+3	2/12/98	W	H	87-84	+3	2/1/10	L	A	109-112OT	-3
4/16/87	W	H	123-117	+6	4/9/98	L	A	103-128	-25					
										1/1/11	L	A	86-104	-18
11/10/87	W	H	134-123	+11	4/10/99	W	H	110-104	+6	1/6/11	W	H	122-102	+20
11/14/87	L	A	109-130	-21	4/17/99	W	H	119-97	+22	3/30/11	L	A	90-104	-14
12/2/87	L	A	120-147	-27	5/3/99	W	A	112-104	+8	4/1/11	L	H	90-99	-9
3/7/88	W	H	116-114OT	+2										
3/29/88	L	H	103-107	-4	11/14/99	W	H	126-116	+10	1/4/12	L	A	83-110	-27
3/31/88	L	A	111-121	-10	12/16/99	L	A	106-116	-10	1/25/12	L	H	93-122	-29
					2/10/00	W	H	96-84	+12	3/5/12	L	A	116-119OT	-3
12/1/88	L	H	126-133OT	-7	2/21/00	L	A	117-123OT	-6					
1/16/89	L	A	110-116	-6						12/16/12	L	H	97-122	-25
4/4/89	L	A	124-128	-4	1/21/01	L	A	93-106	-13	1/26/13	L	A	93-121	-28
4/13/89	W	H	121-112	+9	2/16/01	W	H	117-84	+33	3/5/13	L	H	113-120	-7
					3/9/01	W	H	110-104	+6	3/23/13	L	A	95-101	-6
11/8/89	L	A	84-102	-18	4/18/01	L	A	100-110	-10					
12/15/89	L	A	112-121	-9						10/30/13	W	H	90-88	+2
1/4/90	L	H	98-112	-14	11/3/01	W	A	106-94	+12	1/26/14	L	H	117-125	-8
4/10/90	L	H	113-121	-8	1/16/02	W	A	112-107	+5	2/23/14	W	A	109-95	+14
					2/1/02	W	H	132-96	+36					
11/29/90	L	A	128-136	-8	3/21/02	W	H	118-82	+36	11/3/14	W	A	110-105	+5
12/26/90	L	H	112-128	-16						11/5/14	W	H	131-109	+22
3/29/91	L	A	122-140	-18	12/4/02	W	A	92-90	+2	1/9/15	L	H	108-118	-10
4/18/91	W	H	123-104	+19	12/6/02	W	H	98-77	+21	4/12/15	L	A	111-122	-11
					1/4/03	W	A	87-76	+11					
1/13/92	L	A	109-111	-2	4/11/03	W	H	105-103	+2	2/19/16	W	H	116-110	+6
1/21/92	W	H	94-85	+9						2/23/16	W	A	114-110	+4
3/17/92	L	A	100-118	-18	11/1/03	L	A	88-109	-21	4/2/16	W	A	115-106	+9
4/9/92	W	H	124-107	+17	1/11/04	W	H	117-106	+11					
					2/8/04	W	H	115-92	+23	1/3/17	W	A	120-113	+7
11/25/92	L	A	99-114	-15	4/12/04	L	A	89-97	-8	2/23/17	W	H	116-100	+16
1/5/93	W	H	126-106	+20						3/6/17	L	H	96-108	-12
2/5/93	L	A	103-116	-13	11/14/04	W	H	101-89	+12	3/11/17	L	A	92-105	-13
4/6/93	L	H	100-101	-1	1/11/05	W	H	109-100	+9					
					3/26/05	L	A	99-113	-14	10/21/17	L	A	79-96	-17
11/5/93	W	H	109-100	+9						11/20/17	L	H	98-114	-16
1/8/94	L	A	98-104	-6	11/9/05	L	A	91-107	-16	1/6/18	W	H	106-98	+12
2/4/94	L	H	83-108	-25	11/11/05	W	H	101-85	+16	3/11/18	L	A	104-130	-26
3/18/94	W	A	115-103	+12	1/31/06	W	H	98-91	+7					
					4/15/06	W	A	100-82	+18	10/23/18	L	A	112-126	-14
11/25/94	W	H	108-105OT	+3						1/3/19	L	H	113-117	-4
3/16/95	L	A	101-123	-22	12/22/06	W	A	101-96	+5	2/13/19	L	A	118-120	-2
3/20/95	W	H	91-89	+2	2/3/07	W	H	94-87	+7					
4/23/95	L	A	89-102	-13	3/11/07	L	H	101-113	-12					
11/28/95	W	H	91-85	+6	4/4/07	L	A	115-120	-5					

	OVR	HM	RD
80-81	6-0	3-0	3-0
81-82	2-4	2-1	0-3
82-83	3-3	1-2	2-1
83-84	3-3	3-0	0-3
84-85	1-5	1-2	0-3
85-86	3-3	2-1	1-2
86-87	1-5	1-2	0-3
87-88	1-5	1-2	0-3
88-89	2-2	2-0	0-2
89-90	1-3	1-1	0-2
90-91	2-2	2-0	0-2
91-92	3-1	2-0	1-1
92-93	4-0	2-0	2-0
93-94	2-2	1-1	1-1
94-95	2-2	1-1	1-1
95-96	2-2	1-1	1-1
96-97	2-2	1-1	1-1
97-98	4-0	2-0	2-0
98-99	2-2	2-0	0-2
99-00	3-1	2-0	1-1
00-01	2-2	1-1	1-1
01-02	1-3	0-2	1-1
02-03	3-1	1-1	2-0
03-04	1-3	1-1	0-2
04-05	1-3	1-1	0-2
05-06	1-2	1-1	0-1
06-07	0-4	0-2	0-2
07-08	1-2	1-0	0-2
08-09	1-3	1-1	0-2
09-10	0-4	0-2	0-2
10-11	0-3	0-2	0-1
11-12	1-2	1-0	0-2
12-13	0-4	0-2	0-2
13-14	1-3	1-1	0-2
14-15	0-3	0-2	0-1
15-16	3-1	2-0	1-1
16-17	2-1	1-0	1-1
17-18	2-2	0-2	2-0
18-19	0-3	0-1	0-2

BACK TO TABLE OF CONTENTS

DETROIT PISTONS

2643 Park Avenue, Detroit, MI 48201
PF Address: 6201 Second Avenue, Detroit, MI 48202
Phone: (313) - PISTONS (747-8667)
Website: Pistons.com
Twitter/Instagram: @detroitpistons

COLORS:

Pistons Red | Pistons Blue | Pistons White

HOME COURT (CAPACITY):
Little Caesars Arena (20,491) - opened 2017

FOUNDED: 1948-49, Fort Wayne Pistons; 1957-58, Detroit Pistons

HEAD COACH: Dwayne Casey (College - Kentucky)
ASSISTANT COACHES:
Sidney Lowe (College - North Carolina State)
Sean Sweeney (College -St. Thomas)
Micah Nori (College - Indiana)
ASSISTANT COACH/DIRECTOR OF PLAYER DEVELOPMENT: Tim Grgurich (College - Pittsburgh)
PLAYER DEVELOPMENT COACHES: D.J. Bakker, J.D. Dubois
MEDICAL DIRECTOR:
Bernard Condevaux (College - Wayne State)
ATHLETIC TRAINER:
Jim Scholler (College - University of North Florida)
PERFORMANCE DIRECTOR:
Trent Salo (College - Calvin College)
HEAD STRENGTH & CONDITIONING COACH:
Jordan Sabourin (College - Oakland)

OWNER: Tom Gores
VICE CHAIRMAN: Arn Tellem
SENIOR ADVISOR TO OWNER TOM GORES: Ed Stefanski
ASSOCIATE GENERAL MANAGER: Pat Garrity
ASSISTANT GENERAL MANAGER: Malik Rose
DIRECTOR OF PLAYER PERSONNEL: Gregg Polinsky
CHIEF OF STAFF: Andrew Loomis
DIRECTOR OF TEAM OPERATIONS: Mike Abdenour
VICE PRESIDENT, PUBLIC RELATIONS: Kevin Grigg
SR. DIRECTOR, PUBLIC RELATIONS: Cletus Lewis
COORDINATOR, PUBLIC RELATIONS: Josh Schur
RADIO: 97.1 The Ticket, Mark Champion, Rick Mahorn, George Blaha
TV: FS Detroit (Cable), George Blaha, Greg Kelser

NBA TITLES WON: 3, 1988-89, 1989-90, 2003-04

ALL-TIME NBA RECORD: 2420-2575 (.484)

2018-19 RECORD: 41-41 (3rd in Central)

2018-19 PLAYOFF RESULTS: Lost 0-4 to Milwaukee in the First Round

ALL-TIME SERIES (71 YEARS)

	OVERALL	HOME	ROAD
Sac-Era	28-38	17-16	11-22
All-Time	171-171		

CURRENT STREAKS

	OVERALL	HOME	ROAD
Kings	W2	W1	W1

2019-20 SERIES SCHEDULE

DATE	SITE	TIME (PST)
1/22	Little Caesars	4:00 p.m.
3/1	Golden 1 Center	3:00 p.m.

2018-19 VS. PISTONS (0-2)

DATE	SITE	RESULT
1/10	Golden 1 Center	W, 112-102
1/19	Little Caesars Arena	W, 103-101

SERIES FACTS
Last Home Win: 1/10/19 (112-102)
Last Road Win: 1/19/19 (103-101)
Last Home Loss: 3/19/18 (90-106)
Last Road Loss: 11/4/17 (99-108)
Biggest Win: 34 (130-96) vs. Det., 12/31/57
Biggest Loss: 44 (100-144) @ Det., 2/18/73

2018-2019 SEASON SERIES (2-0) SACRAMENTO KINGS VS. DETROIT

PLAYER	G-GS	MIN	FG-FGA	PCT	3FG-A	PCT	FT-FTA	PCT	OFF	DEF	TOT	AST	PF-DQ	STL	TO	BLK	PTS	AVG
Hield	2-2	66	21-35	.600	9-14	.643	2-2	1.000	4	7	11	3	4-0	0	2	1	53	26.5
Cauley-Stein	2-2	49	11-18	.611	0-0	---	4-7	.571	8	12	20	7	8-0	0	3	2	26	13.0
Fox	2-2	59	9-21	.429	2-6	.333	6-11	.545	1	10	11	16	3-0	2	2	1	26	13.0
Bagley	2-0	47	10-14	.714	0-1	.000	4-4	1.000	2	7	9	1	6-0	4	6	1	24	12.0
Giles	2-0	41	8-15	.533	0-0	---	6-8	.750	3	6	9	5	8-0	2	7	4	22	11.0
Shumpert	2-2	59	8-19	.421	4-7	.571	0-0	---	2	7	9	7	1-0	1	3	0	20	10.0
Bogdanovic	2-0	44	6-21	.286	0-4	.000	2-2	1.000	0	5	5	11	3-0	3	1	1	14	7.0
Bjelica	2-2	40	4-10	.400	2-6	.333	2-2	1.000	1	5	6	5	4-0	0	3	2	12	6.0
Ferrell	2-0	30	4-7	.571	2-3	.667	1-1	1.000	0	4	4	1	1-0	0	2	0	11	5.5
Jackson	2-0	32	3-13	.231	0-5	.000	1-1	1.000	1	1	2	2	2-0	0	1	0	7	3.5
Koufos	1-0	5	0-1	.000	0-0	---	0-0	---	0	0	0	0	0-0	0	0	1	0	0.0
Mason	1-0	4	0-1	.000	0-1	.000	0-0	---	0	0	0	1	1-0	0	0	0	0	0.0
McLemore	1-0	4	0-0	---	0-0	---	0-0	---	0	0	0	0	1-0	0	0	0	0	0.0
KINGS	2	480	84-175	.480	19-47	.404	28-38	.737	22	64	86	59	42-0	12	33	13	215	107.5
PISTONS	2	480	71-164	.433	21-67	.313	40-49	.816	22	61	83	43	44-0	19	37	5	203	101.5

2018-2019 SEASON SERIES (1-1) CHARLOTTE HORNETS VS. SACRAMENTO

PLAYER	G-GS	MIN	FG-FGA	PCT	3FG-A	PCT	FT-FTA	PCT	OFF	DEF	TOT	AST	PF-DQ	STL	TO	BLK	PTS	AVG
Griffin	1-1	38	12-23	.522	1-4	.250	13-15	.867	3	3	6	3	4-0	3	5	0	38	38.0
Drummond	1-1	31	5-9	.556	0-0	---	2-3	.667	1	10	11	2	5-0	0	7	1	12	12.0
Kennard	2-1	46	8-20	.400	5-12	.417	3-4	.750	0	4	4	4	1-0	1	2	2	24	12.0
Bullock	2-2	60	7-21	.333	5-15	.333	4-4	1.000	1	1	2	8	3-0	1	2	0	23	11.5
Brown	2-2	50	8-16	.500	2-5	.400	3-4	.750	1	10	11	6	7-0	3	3	1	21	10.5
Johnson	2-0	35	6-12	.500	2-7	.286	4-4	1.000	1	5	6	1	3-0	1	3	0	18	9.0
Leuer	2-0	29	8-12	.667	0-0	---	1-2	.500	4	10	14	0	6-0	3	4	0	17	8.5
Galloway	1-0	25	2-7	.286	2-7	.286	2-2	1.000	1	2	3	1	1-0	0	0	0	8	8.0
Pachulia	1-1	35	3-7	.429	0-0	---	1-2	.500	6	6	12	3	5-0	1	3	1	7	7.0
Robinson	1-0	9	1-3	.333	0-2	.000	4-5	.800	0	0	0	0	1-0	0	0	0	6	6.0
Thomas	2-0	31	5-12	.417	2-5	.400	0-0	---	0	3	3	0	2-0	2	0	0	12	6.0
Jackson	2-2	53	4-16	.250	1-7	.143	1-2	.500	3	3	6	5	5-0	2	1	0	10	5.0
Calderon	2-0	38	2-6	.333	1-3	.333	2-2	1.000	1	4	5	10	1-0	2	3	0	7	3.5
PISTONS	2	480	71-164	.433	21-67	.313	40-49	.816	22	61	83	43	44-0	19	37	5	203	101.5
KINGS	2	480	84-175	.480	19-47	.404	28-38	.737	22	64	86	59	42-0	12	33	13	215	107.5



KINGS VS PISTONS

DATE	W/L	H/A	SCORE	+/-	DATE	W/L	H/A	SCORE	+/-
12/7/85	W	A	122-112	+10	11/11/03	W	H	97-91	+6
12/17/85	W	H	132-121	+11	2/11/04	W	A	96-94	+2
12/10/86	L	A	101-108	-7	3/6/05	W	H	100-85	+15
1/24/87	W	H	138-113	+25	3/30/05	L	A	82-99	-17
2/23/88	L	H	105-121	-16	11/8/05	L	H	88-102	-14
3/14/88	L	A	97-109	-12	12/14/05	L	A	98-109	-11
1/29/89	L	A	97-122	-25	11/8/06	W	H	99-86	+13
2/16/89	L	H	84-95	-11	1/20/07	L	A	74-91	-17
11/28/89	L	H	81-93	-12	11/18/07	W	H	105-95	+10
3/6/90	L	A	91-101	-10	1/18/08	W	A	100-93	+7
11/25/90	L	A	92-105	-13	11/11/08	L	H	92-100	-8
12/8/90	L	H	93-104	-11	1/2/09	L	A	92-98	-6
1/8/92	L	A	95-114	-19	2/10/10	W	A	103-97	+6
3/14/92	L	H	83-89	-6	2/23/10	L	H	89-101	-12
3/16/93	L	H	110-113	-3	11/14/10	L	H	94-100	-6
4/2/93	L	A	100-109	-9	1/15/11	L	A	106-110	-4
12/30/93	L	A	97-91	+6	2/17/12	L	A	108-114	-6
3/14/94	L	H	102-108	-6	3/14/12	L	H	112-124	-12
1/5/95	W	H	94-88	+6	11/7/12	W	H	105-103	+2
2/20/95	L	A	93-99	-6	1/1/13	L	A	97-103	-6
2/3/96	W	A	94-85	+9	11/15/13	L	H	90-97	-7
2/26/96	L	H	78-93	-15	3/11/14	L	A	89-99	-10
12/1/96	L	A	66-95	-29	12/13/14	L	H	90-95	-5
1/22/97	W	H	97-92	+5	1/4/15	L	A	95-114	-19
2/23/98	L	A	85-111	-26	11/11/15	W	H	101-92	+9
3/4/98	W	H	109-89	+20	3/18/16	L	A	108-115	-7
2/2/00	W	A	113-110	+3	1/10/17	W	H	100-94	+6
3/24/00	W	H	113-103	+10	1/23/17	W	A	109-104	+5
11/3/00	W	A	100-93	+7	11/4/17	L	A	99-108	-9
3/22/01	W	H	103-98	+5	3/19/18	L	H	90-106	-16
12/18/01	W	H	102-98	+4	1/10/19	W	H	112-102	+10
4/3/02	W	A	107-86	+21	1/19/19	W	A	103-101	+2
2/25/03	W	H	81-75	+6					
3/30/03	L	A	88-99	-11					

	OVR	HM	RD
48-72	68-71		
72-73	3-3	3-0	0-3
73-74	2-4	2-1	0-3
74-75	6-2	4-0	2-2
75-76	2-5	2-2	0-3
76-77	0-4	0-2	0-2
77-78	3-1	2-0	1-1
78-79	2-2	2-0	0-2
79-80	2-0	1-0	1-0
80-81	1-1	1-0	0-1
81-82	0-2	0-1	0-1
82-83	2-0	1-0	1-0
83-84	1-1	1-0	0-1
84-85	1-1	1-0	0-1
85-86	2-0	1-0	1-0
86-87	1-1	1-0	0-1
87-88	0-2	0-1	0-1
88-89	0-2	0-1	0-1
89-90	0-2	0-1	0-1
90-91	0-2	0-1	0-1
91-92	0-2	0-1	0-1
92-93	0-2	0-1	0-1
93-94	1-1	0-1	1-0
94-95	1-1	1-0	0-1
95-96	1-1	0-1	1-0
96-97	1-1	1-0	0-1
97-98	1-1	1-0	0-1
98-99	0-0	0-0	0-0
99-00	2-0	1-0	1-0
00-01	2-0	1-0	1-0
01-02	2-0	1-0	1-0
02-03	1-1	1-0	0-1
03-04	2-0	1-0	1-0
04-05	1-1	1-0	0-1
05-06	0-2	0-1	0-1
06-07	1-1	1-0	0-1
07-08	2-0	1-0	1-0
08-09	0-2	0-1	0-1
09-10	1-1	0-1	1-0
10-11	0-2	0-1	0-1
11-12	0-2	0-1	0-1
12-13	1-1	1-0	0-1
13-14	0-2	0-1	0-1
14-15	0-2	0-1	0-1
15-16	1-1	1-0	0-1
16-17	2-0	1-0	1-0
17-18	0-2	0-1	0-1
18-19	2-0	1-0	1-0

BACK TO TABLE OF CONTENTS

1 Warriors Way
San Francisco, CA 94158
Phone: (415) 388-0100
Website: Warriors.com
Twitter: @warriors
PR Twitter: @warriorsPR

COLORS:

Warriors Royal | Warriors Slate | Warriors Yellow

HOME COURT (CAPACITY):
Chase Center (18,064) - opened 2019

FOUNDED: 1946-47, Philadelphia Warriors; 1962-63, San Francisco Warriors; 1971-72, Golden State Warriors

HEAD COACH: Steve Kerr (College - Arizona)
ASSISTANT COACHES:
Mike Brown (College - San Diego)
Jarron Collins (College - Stanford)
Bruce Fraser (College - Arizona)
Ron Adams (College - Fresno Pacific)
ASSISTANT COACH/DIRECTOR OF PLAYER DEVELOPMENT: Chris DeMarco (College - Domincan)
PLAYER DEVELOPMENT COACHES:
Aaron Miles (College - Kansas)
Theo Robertson (College - California)
Luke Loucks (College - Florida State)
Seth Cooper (College - Edgewood College)
DIRECTOR OF SPORTS MEDICINE AND PERFORMANCE: Dr. Rick Celebrini (College - University of British Columbia)
HEAD ATHLETIC TRAINER:
Drew Yoder (College -Kansas State)
CO-EXECUTIVE CHAIRMAN & CEO: Joe Lacob
CO-EXECUTIVE CHAIRMAN: Peter Guber
PRESIDENT & CHIEF OPERATING OFFICER: Rick Welts
PRESIDENT OF BASKETBALL OPERATIONS/GENERAL MANAGER: Bob Myers
EXECUTIVE VP, BASKETBALL OPERATIONS: Kirk Lacob
DIRECTOR OF PLAYER PERSONNEL/ASSISTANT GENERAL MANAGER: Larry Harris
ASSISTANT GENERAL MANAGER: Mike Dunleavy Jr.
SR. VICE PRESIDENT, COMMUNICATIONS: Raymond Ridder
DIRECTOR, BASKETBALL COMMUNICATIONS: Michael Ravina
DIRECTOR, PUBLICATIONS AND STATISTICAL INFORMATION: Darryl Arata
ASSISTANT, PUBLIC RELATIONS: Cole Lawrence
RADIO: KGMZ-FM (95.7 The Game), Tim Roye, Jim Barnett
TV: NBC Sports Bay Area (cable), Bob Fitzgerald, Kelenna Azubuike, Kerith Burke

NBA TITLES WON: 6, 1946-47, 1955-56, 1974-75, 2014-15, 2016-17, 2017-18

ALL-TIME NBA RECORD: 2772-2948 (.485)

2018-19 RECORD: 57-25 (1st in Pacific)

2018-19 PLAYOFF RESULTS: Won 4-2 over LA Clippers in the First Round; Won 4-2 over Houston in the Western Conference Semifinals; Won 4-0 over Portland in the Western Conference Finals; Lost 2-4 to Toronto in the NBA Finals.

ALL-TIME SERIES (71 YEARS)

	OVERALL	HOME	ROAD
Sac-Era	67-78	42-30	25-48
All-Time	188-206		

CURRENT STREAKS

	OVERALL	HOME	ROAD
Kings	L5	L4	L2

2019-20 SERIES SCHEDULE

DATE	SITE	TIME (PST)
12/15	Chase Center	5:30 p.m.
1/6	Golden 1 Center	7:00 p.m.
2/25	Chase Center	7:30 p.m.
4/15	Golden 1 Center	7:00 p.m.

2018-19 VS. WARRIORS (0-4)

DATE	SITE	RESULT
11/24	Oracle Arena	L, 116-117
12/14	Golden 1 Center	L, 125-130
1/5	Golden 1 Center	L, 123-127
2/21	Oracle Arena	L, 123-125

SERIES FACTS
Last Home Win: 2/4/17 (109-86)
Last Road Win: 3/16/18 (98-93)
Last Home Loss: 1/5/19 (123-127)
Last Road Loss: 2/21/19 (123-125)
Biggest Win: 32 (85-53) vs. Phil., 11/5/49
Biggest Loss: 62 (91-153) @ GS, 11/2/91

2018-2019 SEASON SERIES (0-4) SACRAMENTO KINGS VS. GOLDEN STATE

PLAYER	G-GS	MIN	FG-FGA	PCT	3FG-A	PCT	FT-FTA	PCT	OFF	DEF	TOT	AST	PF-DQ	STL	TO	BLK	PTS	AVG
Hield	4-4	132	43-82	.524	19-40	.475	1-2	.500	10	13	23	11	12-0	0	4	2	106	26.5
Barnes (TOT)	4-4	142	24-57	.421	7-26	.269	20-24	.833	2	23	25	4	10-0	1	3	1	75	18.8
Barnes (SAC)	1-1	33	5-12	.417	1-5	.200	2-2	1.000	0	7	7	1	3-0	0	1	0	13	13.0
Bagley	3-0	73	17-36	.472	1-2	.500	17-22	.773	13	19	32	2	3-0	1	2	0	52	17.3
Jackson	3-0	80	17-29	.586	8-16	.500	7-8	.875	2	10	12	5	5-0	2	1	1	49	16.3
Fox	4-4	131	21-59	.356	3-14	.214	15-18	.833	1	10	11	33	10-0	7	11	2	60	15.0
Bogdanovic	4-2	128	17-49	.347	7-26	.269	12-14	.857	0	12	12	22	11-0	6	8	0	53	13.3
Cauley-Stein	4-4	112	20-39	.513	0-0	---	12-21	.571	11	22	33	11	15-0	6	2	2	52	13.0
Bjelica	3-3	73	11-21	.524	6-9	.667	3-4	.750	7	9	16	6	9-0	4	2	1	31	10.3
Shumpert	2-2	51	6-15	.400	5-11	.455	2-2	1.000	0	8	8	3	6-0	3	4	1	19	9.5
Brewer (TOT)	2-0	23	6-12	.500	3-7	.429	0-0	---	0	0	0	0	6-0	1	0	0	15	7.5
Brewer (SAC)	1-0	13	4-7	.571	3-5	.600	0-0	---	0	0	0	0	5-0	0	0	0	11	11.0
Giles	3-0	40	6-12	.500	0-0	---	4-5	.800	3	11	14	9	6-0	0	1	1	16	5.3
McLemore	1-0	11	2-3	.667	1-2	.500	0-0	---	0	0	0	0	2-0	1	1	0	5	5.0
Burks (TOT)	3-0	40	3-19	.158	1-10	.100	7-8	.875	0	4	4	1	1-0	2	4	0	14	4.7
Burks (SAC)	1-0	5	0-2	.000	0-2	.000	0-0	---	0	2	2	0	0-0	1	1	0	0	0.0
Ferrell	3-0	48	5-17	.294	2-7	.286	2-2	1.000	1	6	7	9	3-0	1	2	0	14	4.7
Mason	1-0	7	1-3	.333	0-0	---	2-2	1.000	0	0	0	2	0-0	1	1	0	4	4.0
Williams	1-0	8	1-3	.333	0-2	.000	0-0	---	0	1	1	0	1-0	0	0	0	2	2.0
Koufos	1-0	15	0-0	---	0-0	---	0-0	---	0	6	6	4	1-0	1	1	0	0	0.0
Swanigan (TOT)	2-0	5	0-0	---	0-0	---	0-0	---	0	1	1	1	1-0	0	0	0	0	0.0
KINGS	4	960	176-389	.452	56-141	.397	79-102	.775	48	136	184	118	92-0	34	42	10	487	121.8
WARRIORS	4	960	175-371	.472	65-167	.389	84-103	.816	47	163	210	121	89-0	20	62	25	499	124.8

2018-2019 SEASON SERIES (4-0) GOLDEN STATE WARRIORS VS. SACRAMENTO

PLAYER	G-GS	MIN	FG-FGA	PCT	3FG-A	PCT	FT-FTA	PCT	OFF	DEF	TOT	AST	PF-DQ	STL	TO	BLK	PTS	AVG
Curry	3-3	111	37-72	.514	25-50	.500	14-14	1.000	1	17	18	15	5-0	7	10	0	113	37.7
Durant	4-4	152	43-86	.500	10-28	.357	38-41	.927	4	31	35	28	10-0	1	15	11	134	33.5
Thompson	4-4	150	36-84	.429	15-39	.385	9-11	.818	5	17	22	9	8-0	3	4	1	96	24.0
Cousins	1-1	27	6-12	.500	1-4	.250	4-4	1.000	1	9	10	3	5-0	0	2	1	17	17.0
Jones	1-1	21	5-6	.833	0-0	---	3-4	.750	3	3	6	1	3-0	0	1	0	13	13.0
Green	3-3	97	9-16	.563	4-7	.571	4-5	.800	2	25	27	25	10-0	2	9	2	26	8.7
Cook	4-1	63	7-24	.292	7-13	.538	3-3	1.000	2	10	12	8	7-0	0	3	1	24	6.0
Looney	4-2	77	11-12	.917	0-0	---	2-5	.400	13	11	24	10	16-0	1	3	2	24	6.0
Iguodala	3-1	88	7-19	.368	1-9	.111	2-6	.333	2	14	16	11	6-0	3	3	4	17	5.7
Lee	2-0	25	3-5	.600	2-4	.500	2-2	1.000	1	4	5	1	2-0	0	2	0	10	5.0
Jerebko	4-0	66	6-19	.316	0-9	.000	2-4	.500	6	14	20	2	11-0	1	3	1	14	3.5
Livingston	2-0	20	2-5	.400	0-0	---	0-0	---	0	0	0	3	0-0	0	0	1	4	2.0
Bell	3-0	31	2-4	.500	0-0	---	0-0	---	2	4	6	2	3-0	2	2	1	4	1.3
McKinnie	3-0	31	1-7	.143	0-4	.000	1-4	.250	5	4	9	3	3-0	0	3	0	3	1.0
Evans	1-0	1	0-0	---	0-0	---	0-0	---	0	0	0	0	0-0	0	0	0	0	0.0
WARRIORS	4	960	175-371	.472	65-167	.389	84-103	.816	47	163	210	121	89-0	20	62	25	499	124.8
KINGS	4	960	176-389	.452	56-141	.397	79-102	.775	48	136	184	118	92-0	34	42	10	487	121.8

GOLDEN STATE WARRIORS



RICK BARRY

KINGS VS WARRIORS

DATE	W/L	H/A	SCORE	+/-
11/10/85	L	A	111-117	-6
11/14/85	W	H	112-103	+9
12/26/85	L	A	121-131	-10
1/17/86	W	A	125-111	+14
2/23/86	W	H	127-124	+3
11/28/86	L	H	97-103	-6
1/2/87	L	A	109-115	-6
1/20/87	W	H	123-114	+9
3/10/87	L	A	114-125	-11
4/11/87	L	H	118-124OT	-6
11/6/87	W	H	134-106	+28
2/9/88	L	A	99-117	-18
3/23/88	L	A	118-126	-8
4/10/88	W	H	121-115	+7
4/22/88	W	A	117-109	+8
1/21/89	L	H	111-136	-25
2/9/89	W	H	142-117	+25
3/4/89	L	A	143-155	-12
3/5/89	W	H	110-96	+14
4/15/89	W	A	114-110	+4
11/22/89	L	A	109-133	-24
12/8/89	W	A	126-121	+5
12/12/89	L	H	103-118	-15
1/24/90	W	H	129-99	+30
3/11/90	L	A	116-123	-7
11/17/90	L	A	111-112	-1
1/3/91	W	H	131-113	+18
3/5/91	W	H	100-92	+8
3/10/91	L	A	87-97	-10
4/6/91	W	H	119-108	+11
11/2/91	L	A	91-153	-62
12/7/91	L	A	120-124	-4
3/2/92	L	H	98-118	-20
3/31/92	L	H	136-148 2OT	-12
4/3/92	L	A	116-124OT	-8
12/12/92	L	H	120-124	-4
1/18/93	W	A	111-107	+4
2/13/93	L	H	110-111	-1
3/19/93	L	H	101-113	-12
4/21/93	L	A	105-132	-27
12/17/93	L	H	94-109	-15
1/4/94	L	A	112-115	-3
2/15/94	L	A	113-123	-10
4/21/94	L	A	96-121	-25
4/24/94	W	H	105-97	+8
12/10/94	W	H	106-94	+12
12/13/94	W	A	112-107	+5
1/19/95	W	H	112-103	+9
3/17/95	W	H	128-110	+18
4/20/95	W	A	112-98	+14

DATE	W/L	H/A	SCORE	+/-
1/6/96	W	H	115-106	+9
1/26/96	L	A	118-124	-6
3/10/96	W	A	96-95	+1
4/21/96	W	H	107-100	+7
2/16/97	W	H	105-85	+2
3/9/97	L	A	98-102	-4
4/11/97	W	H	97-87	+10
4/19/97	W	A	122-120OT	+2
12/7/97	W	H	99-84	+15
12/13/97	L	A	91-95OT	-4
2/13/98	W	A	109-92	+17
3/9/98	L	H	88-93	-5
3/15/99	W	A	111-105	+6
4/21/99	W	H	103-94	+9
4/26/99	L	A	89-114	-25
11/26/99	W	H	124-95	+29
12/20/99	L	A	99-111	-12
1/15/00	W	A	114-99	+15
4/13/00	W	H	130-107	+23
11/8/00	W	H	115-84	+31
11/10/00	W	A	114-107OT	+7
1/30/01	W	H	105-79	+26
2/28/01	W	A	122-101	+21
1/18/02	W	H	121-97	+24
3/1/02	W	A	116-108	+8
4/10/02	W	A	118-116	+2
4/16/02	W	H	120-106	+14
11/13/02	W	A	104-93	+11
12/22/02	W	H	103-88	+15
1/20/03	W	A	102-80	+22
3/18/03	W	H	117-91	+26
11/16/03	W	H	106-104	+2
12/26/03	L	A	91-98	-7
3/9/04	W	H	96-92	+4
4/14/04	L	A	91-97	-6
12/26/04	L	H	94-98	-4
2/2/05	W	A	111-107OT	+4
3/17/05	L	A	97-100	-3
3/20/05	L	H	94-104	-10
11/30/05	L	A	106-113	-7
2/21/06	W	H	102-77	+25
3/26/06	L	H	83-90	-7
3/31/06	W	A	96-93	+3
11/16/06	L	A	105-117	-12
12/12/06	L	A	113-126	-13
12/30/06	W	H	119-96	+23
4/13/07	L	H	108-125	-17

DATE	W/L	H/A	SCORE	+/-
11/28/07	L	H	96-103	-7
2/9/08	L	A	102-105	-3
3/18/08	W	H	122-105	+17
4/8/08	L	A	132-140	-8
11/9/08	W	H	115-98	+17
1/14/09	W	A	135-133 3OT	+2
4/1/09	L	A	141-143OT	-2
4/5/09	L	H	100-105	-5
11/8/09	W	H	120-107	+13
1/8/10	L	A	101-108	-7
1/26/10	W	H	99-96	+3
2/17/10	L	A	98-130	-32
12/21/10	L	H	109-117OT	-8
1/21/11	L	A	112-119OT	-7
3/14/11	W	H	129-119	+10
4/10/11	W	A	104-103	+1
1/31/12	L	A	90-93	-3
2/4/12	W	H	114-106OT	+8
3/13/12	L	H	89-115	-16
3/24/12	L	A	108-111	-3
11/5/12	W	H	94-92	+2
12/19/12	W	H	131-127	+4
3/6/13	L	A	83-87	-4
3/27/13	W	A	105-98	+7
11/2/13	L	A	87-98	-11
12/1/13	L	H	113-115	-2
2/19/14	L	H	92-101	-9
4/4/14	L	A	69-102	-33
10/29/14	L	H	77-95	-18
12/22/14	L	A	108-128	-20
1/23/15	L	A	101-126	-25
2/3/15	L	H	96-121	-25
11/7/15	L	H	94-103	-9
11/28/15	L	A	101-120	-19
12/28/15	L	A	103-122	-19
1/9/16	L	H	116-128	-12
1/8/17	L	H	106-117	-11
2/4/17	W	H	109-106	+3
2/15/17	L	A	86-109	-23
3/24/17	L	A	100-114	-14
11/24/18	L	A	116-117	-1
12/14/18	L	H	125-130	-5
1/5/19	L	H	123-127	-4
2/21/19	L	A	123-125	-2

	OVR	HM	RD	NTL
48-62	52-57	(Phil.	Era)	
62-63	6-3	4-0	2-2	0-1
63-64	5-4	1-2	2-2	2-0
64-65	8-2	4-1	4-1	
65-66	5-5	2-1	1-3	2-1
66-67	5-4	2-1	3-2	0-1
67-68	4-3	3-0	1-3	
68-69	3-3	1-1	2-1	0-1
69-70	2-4	0-3	2-1	
70-71	2-3	0-1	1-2	1-0
71-72	2-3	2-1	0-2	
72-73	2-4	2-1	0-3	
73-74	3-3	2-1	1-2	
74-75	2-2	2-0	0-2	
75-76	1-4	1-2	0-2	
76-77	3-1	2-0	1-1	
77-78	1-3	0-2	1-1	
78-79	2-2	1-1	1-1	
79-80	3-3	2-1	1-2	
80-81	0-5	0-3	0-2	
81-82	2-3	1-1	1-2	
82-83	4-1	2-1	2-0	
83-84	1-4	1-1	0-3	
84-85	3-2	3-0	0-2	
85-86	3-2	2-0	1-2	
86-87	1-4	1-2	0-2	
87-88	3-2	2-0	1-2	
88-89	3-2	2-1	1-1	
89-90	2-3	1-1	1-2	
90-91	3-2	3-0	0-2	
91-92	0-5	0-2	0-3	
92-93	1-4	0-3	1-1	
93-94	1-4	1-1	0-3	
94-95	5-0	3-0	2-0	
95-96	3-1	2-0	1-1	
96-97	3-1	2-0	1-1	
97-98	2-2	1-1	1-1	
98-99	2-1	1-0	1-1	
99-00	3-1	2-0	1-1	
00-01	4-0	2-0	2-0	
01-02	4-0	2-0	2-0	
02-03	4-0	2-0	2-0	
03-04	2-2	2-0	0-2	
04-05	1-3	0-2	1-1	
05-06	2-2	1-1	1-1	
06-07	1-3	1-1	0-2	
07-08	1-3	1-1	0-2	
08-09	2-2	1-1	1-1	
09-10	2-2	2-0	0-2	
10-11	2-2	1-1	1-1	
11-12	1-3	1-1	0-2	
12-13	3-1	2-0	1-1	
13-14	0-4	0-2	0-2	
14-15	0-4	0-2	0-2	
15-16	0-4	0-2	0-2	
16-17	1-3	1-1	0-2	
17-18	2-2	0-2	2-0	
18-19	0-4	0-2	0-2	

BACK TO TABLE OF CONTENTS

HOUSTON ROCKETS

Toyota Center, 1510 Polk Street
Houston, TX 77002
Phone: (713) 758-7200
Website: Rockets.com
Twitter: @HoustonRockets

COLORS:

Rockets Red | Rockets Silver | Rockets Black | Rockets White

HOME COURT (CAPACITY):
Toyota Center (18,055) - opened 2003

FOUNDED: 1967-68, San Diego Rockets; 1971-72 Houston Rockets

HEAD COACH: Mike D'Antoni (College - Marshall)
ASSISTANT COACHES:
Elston Turner (College - Mississippi)
Brett Gunning (College - Nevada-Las Vegas)
Matt Brase (College - Arizona)
HEAD ATHLETIC TRAINER:
Jason Biles (College - North Florida)

OWNER: Tilman J. Fertita
CHIEF EXECUTIVE OFFICER: Tad Brown
GENERAL MANAGER: Daryl Morey
SENIOR VICE PRESIDENT OF BASKETBALL OPERATIONS: Keith Jones
VICE PRESIDENT, MEDIA & PLAYER RELATIONS: Travey Hughes
SENIOR MANAGER, MEDIA RELATIONS: Sean McCloskey
MEDIA RELATIONS COORDINATOR: Tomorrow Huff
RADIO: SportsTalk (KMBE 790 AM), NewsRadio 740 (KTRH 740 AM), Craig Ackerman, Matt Thomas
RADIO (SPANISH): La Ranchere (KEYH 850 AM, KNTE 101.7 FM), Adrian Chavarria
TV: AT&T SportsNet, Bill Worrell, Matt Bullard, Clyde Drexler, Craig Ackerman

NBA TITLES WON: 2, 1993-94, 1994-95

ALL-TIME NBA RECORD: 2225-1991 (.528)

2018-19 RECORD: 53-29 (1st in Southwest Division)

2018-19 PLAYOFF RESULTS: Won 4-1 over Utah in the First Round; Lost 4-2 to Golden State in the Western Conference Semifinals

ALL-TIME SERIES (52 YEARS)

	OVERALL	HOME	ROAD
Sac-Era	43-92	29-38	14-54
All-Time	89-133	57-51	30-81

CURRENT STREAKS

	OVERALL	HOME	ROAD
Kings	L4	L2	L10

2019-20 SERIES SCHEDULE

DATE	SITE	TIME (PST)
12/9	Toyota Center	5:00 p.m.
12/23	Golden 1 Center	7:00 p.m.
3/19	Toyota Center	5:00 p.m.

2018-19 VS. ROCKETS (0-4)

DATE	SITE	RESULT
11/17	Toyota Center	L, 112-132
2/6	Golden 1 Center	L, 101-127
3/30	Toyota Center	L,108-119
4/2	Golden 1 Center	L, 105-130

SERIES FACTS
Last Home Win: 4/11/18 (96-83)
Last Road Win: 12/31/13 (110-106)
Last Home Loss: 4/2/19 (105-130)
Last Road Loss: 3/30/19 (108-119)
Biggest Win: 36 (113-77) vs. Hou., 11/19/01
Biggest Loss: 40 (93-133) vs. Hou., 12/12/95

2018-2019 SEASON SERIES (0-4) SACRAMENTO KINGS VS. HOUSTON

PLAYER	G-GS	MIN	FG-FGA	PCT	3FG-A	PCT	FT-FTA	PCT	OFF	DEF	TOT	AST	PF-DQ	STL	TO	BLK	PTS	AVG
Hield	4-4	131	34-68	.500	13-33	.394	3-3	1.000	9	18	27	12	11-0	2	8	2	84	21.0
Bagley	4-1	109	28-60	.467	2-7	.286	7-10	.700	17	21	38	3	7-0	0	6	5	65	16.3
Bogdanovic	4-1	112	24-48	.500	8-20	.400	5-6	.833	5	9	14	18	8-0	5	2	1	61	15.3
Fox	4-4	115	20-46	.435	6-15	.400	6-9	.667	3	9	12	24	9-0	2	15	4	52	13.0
Barnes (TOT)	4-4	131	17-46	.370	7-17	.412	4-6	.667	3	11	14	7	1-0	0	5	1	45	11.3
Barnes (SAC)	2-2	65	7-19	.368	2-7	.286	2-4	.500	1	8	9	3	1-0	0	3	0	18	9.0
Giles	2-0	24	8-16	.500	0-0	---	5-7	.714	4	4	8	2	1-0	3	2	0	21	10.5
Jackson	1-0	21	3-7	.429	2-5	.400	2-2	1.000	0	4	4	1	0-0	0	0	0	10	10.0
Bjelica	3-3	58	13-17	.765	3-6	.500	0-0	---	4	9	13	3	10-0	1	5	1	29	9.7
Brewer (TOT)	3-1	62	9-22	.409	1-2	.500	2-4	.500	8	7	15	2	6-0	3	6	3	21	7.0
Brewer (SAC)	2-0	30	4-12	.333	1-1	1.000	1-2	.500	8	4	12	1	3-0	1	3	1	10	5.0
Mason	3-0	32	7-19	.368	3-10	.300	3-5	.600	0	2	2	6	6-0	1	4	0	20	6.7
Burks (TOT)	4-1	45	6-12	.500	1-4	.250	5-6	.833	2	11	13	6	5-0	2	0	2	18	4.5
Burks (SAC)	2-0	13	0-0	---	0-0	---	0-0	---	1	3	4	2	0-0	1	0	0	0	0.0
Ferrell	4-0	75	5-15	.333	2-9	.222	6-7	.857	1	7	8	6	6-0	2	4	0	18	4.5
Koufos	3-0	30	5-11	.455	0-0	---	2-4	.500	1	5	6	1	3-0	0	0	0	12	4.0
Williams	1-0	15	2-5	.400	0-2	.000	0-0	---	0	1	1	0	1-0	1	0	0	4	4.0
Cauley-Stein	4-4	85	6-27	.222	0-0	---	2-8	.250	6	17	23	6	5-0	0	3	1	14	3.5
Shumpert	1-1	21	1-5	.200	1-4	.250	0-0	---	2	3	5	2	0-0	1	1	0	3	3.0
Labissiere	2-0	19	2-6	.333	1-1	1.000	0-0	---	2	3	5	1	3-0	1	2	2	5	2.5
Johnson (TOT)	1-0	1	1-1	1.000	0-0	---	0-0	---	0	0	0	0	0-0	0	0	0	2	2.0
Swanigan (TOT)	2-0	25	1-7	.143	0-0	---	0-0	---	3	10	13	0	3-0	0	3	0	2	1.0
Swanigan (SAC)	1-0	5	0-1	.000	0-0	---	0-0	---	1	1	2	0	1-0	0	1	0	0	0.0
KINGS	4	960	169-382	.442	44-120	.367	44-67	.657	65	128	193	91	75-0	21	59	17	426	106.5
ROCKETS	4	960	176-358	.492	83-211	.393	73-86	.849	33	131	164	93	76-0	36	51	22	508	127.0

2018-2019 SEASON SERIES (4-0) HOUSTON ROCKETS VS. SACRAMENTO

PLAYER	G-GS	MIN	FG-FGA	PCT	3FG-A	PCT	FT-FTA	PCT	OFF	DEF	TOT	AST	PF-DQ	STL	TO	BLK	PTS	AVG
Harden	4-4	133	48-93	.516	26-58	.448	34-36	.944	3	21	24	29	10-0	6	13	1	156	39.0
Green	2-0	42	14-27	.519	9-17	.529	5-6	.833	0	2	2	0	3-0	2	1	2	42	21.0
Capela	3-3	103	24-32	.750	0-0	---	6-9	.667	12	32	44	3	4-0	3	2	6	54	18.0
Paul	4-4	121	22-50	.440	11-31	.355	13-16	.813	0	13	13	37	10-0	9	13	2	68	17.0
Gordon	4-3	114	23-51	.451	17-42	.405	4-5	.800	1	4	5	5	8-0	2	3	0	67	16.8
Faried (TOT)	2-1	51	11-15	.733	2-3	.667	1-2	.500	6	16	22	2	8-0	2	3	2	25	12.5
Faried (HOU)	2-1	51	11-15	.733	2-3	.667	1-2	.500	6	16	22	2	8-0	2	3	2	25	12.5
House	2-0	49	8-17	.471	5-13	.385	1-2	.500	0	3	3	3	3-0	0	1	0	22	11.0
Tucker	4-4	127	10-25	.400	5-16	.313	2-2	1.000	9	19	28	3	12-0	6	6	0	27	6.8
Rivers (TOT)	4-0	90	9-27	.333	6-18	.333	0-0	---	1	3	4	5	8-0	1	6	0	24	6.0
Rivers (HOU)	3-0	70	7-21	.333	4-13	.308	0-0	---	1	1	2	3	4-0	1	3	0	18	6.0
Ennis	2-1	56	3-9	.333	0-3	.000	4-4	1.000	0	9	9	1	6-0	2	0	2	10	5.0
Shumpert (TOT)	2-0	39	3-9	.333	2-7	.286	0-0	---	0	4	4	0	2-0	1	2	1	8	4.0
Shumpert (HOU)	2-0	39	3-9	.333	2-7	.286	0-0	---	0	4	4	0	2-0	1	2	1	8	4.0
Nunnally (TOT)	2-0	10	3-6	.500	1-2	.500	0-0	---	0	0	0	0	1-0	0	0	0	7	3.5
Chiozza	1-0	5	1-1	1.000	1-1	1.000	0-0	---	1	1	2	2	1-0	0	0	0	3	3.0
Clark	2-0	29	1-6	.167	1-6	.167	2-2	1.000	0	2	2	2	0-0	0	0	5	5	2.5
Chriss	1-0	3	1-2	.500	0-1	.000	0-0	---	0	0	0	0	1-0	0	1	1	2	2.0
Hartenstein	2-0	17	0-0	---	0-0	---	1-2	.500	0	4	4	2	3-0	1	1	0	1	0.5
Carter-Williams	1-0	2	0-0	---	0-0	---	0-0	---	0	0	0	1	1-0	1	0	0	0	0.0
ROCKETS	4	960	176-358	.492	83-211	.393	73-86	.849	33	131	164	93	76-0	36	51	22	508	127.0
KINGS	4	960	169-382	.442	44-120	.367	44-67	.657	65	128	193	91	75-0	21	59	17	426	106.5



KINGS VS ROCKETS

DATE	W/L	H/A	SCORE	+/-
10/31/85	W	H	122-116	+6
11/30/85	L	A	114-131	-17
1/23/86	L	A	107-124	-17
1/30/86	L	H	109-111	-2
2/18/86	W	H	115-105	+10
3/6/86	L	A	105-116	-11
11/4/86	L	H	84-100	-16
11/8/86	L	A	90-102	-12
12/13/86	L	A	106-119	-13
3/4/87	L	H	102-108OT	-6
4/4/87	W	H	120-108	+12
4/9/87	L	A	102-112	-10
11/12/87	L	H	114-116	-2
12/8/87	L	A	97-106	-9
1/19/88	W	H	107-104	+3
3/5/88	L	A	94-105	-11
3/19/88	W	H	121-104	+17
4/14/88	L	A	105-123	-18
11/13/88	L	A	127-129	-2
12/20/88	L	A	104-105	-1
1/17/89	W	H	123-109	+14
3/14/89	W	H	95-90	+5
12/22/89	L	A	92-103	-11
1/11/90	L	H	87-90	-3
3/15/90	L	H	86-92	-6
4/17/90	L	A	97-112	-15
12/1/90	L	A	93-117	-24
1/21/91	W	H	97-94	+3
3/21/91	L	A	87-98	-11
4/13/91	L	H	94-95	-1
11/16/91	L	H	93-102	-9
12/19/91	L	A	102-109	-7
3/8/92	L	H	108-109	-1
3/21/92	W	A	100-97	+3
11/17/92	L	A	109-116	-7
1/19/93	L	H	96-102	-6
3/3/93	L	H	86-89	-3
3/6/96	L	A	102-119	-17
11/26/93	L	H	89-92	-3
1/27/94	L	A	97-113	-16
3/29/94	L	H	101-122	-21
4/14/94	L	A	99-104	-5
11/15/94	L	A	99-105	-6
2/8/95	L	H	86-97	-11
4/4/95	W	H	109-105	-4
4/15/95	L	A	84-98	-14
12/12/95	L	H	93-133	-40
12/15/95	W	A	114-110	+4
2/19/96	L	A	111-118OT	-7
4/5/96	W	H	96-91	+5
11/1/96	L	A	85-96	-11
11/5/96	L	H	80-102	-22
1/16/97	L	A	80-89	-9
4/4/97	L	H	94-108	-14
11/2/97	L	H	77-93	-16
12/19/97	L	A	98-116	-18
3/14/98	L	A	86-89	-3
4/10/98	L	H	85-97	-12
2/10/99	L	A	82-92	-10
3/22/99	L	A	100-110	-10
3/28/99	L	H	93-107	-14
11/18/99	W	A	128-110	+18
11/21/99	W	H	110-105	+5
1/11/00	W	H	110-93	+17
3/2/00	L	A	99-102	-3
11/28/00	W	A	88-81	+7
12/8/00	W	H	111-98	+13
1/13/01	W	A	84-81	+3
3/20/01	W	H	125-109	+16
11/19/01	W	H	113-77	+36
11/27/01	W	A	89-84	+5
3/19/02	W	H	110-87	+23
3/28/02	W	A	101-74	+27
12/1/02	W	H	103-84	+19
12/10/02	L	A	96-103	-7
2/2/03	L	A	89-105	-16
3/23/03	W	H	109-108	+1
11/28/03	W	H	103-74	+29
1/28/04	W	A	99-94	+5
3/21/04	W	H	100-95	+5
4/4/04	W	A	99-94	+5
11/6/04	L	A	101-104OT	-3
11/23/04	W	H	102-96	+6
1/28/05	W	A	117-111OT	+6
3/13/05	L	H	96-111	-15
11/2/05	L	A	89-98	-9
12/8/05	L	H	95-106	-11
1/11/06	W	A	88-80	+8
4/9/06	W	H	86-77	+9
1/13/07	L	H	111-115OT	-4
2/13/07	L	A	104-109OT	-5
4/8/07	L	H	106-112	-6
12/1/07	W	H	107-99	+8
2/13/08	L	A	87-89	-2
3/24/08	L	A	100-108	-8
4/1/08	W	H	99-98	+1
12/19/08	L	A	96-107	-11
2/11/09	L	A	82-94	-12
4/9/09	L	H	98-115	-17
11/13/09	W	H	109-100	+9
11/21/09	L	A	106-113	-7
3/3/10	W	A	84-81	+3
4/12/10	L	H	107-117	-17
12/14/10	L	A	105-118	-13
12/19/10	L	H	93-102	-9
3/7/11	L	H	101-123	-22
4/5/11	W	A	104-101	+3
1/13/12	L	A	89-103	-14
3/26/12	L	A	106-113OT	-7
4/8/12	L	H	87-104	-17
2/10/13	W	H	117-111	+6
4/3/13	L	H	102-112	-10
4/14/13	L	A	100-121	-21
12/15/13	W	H	106-91	+15
12/31/13	W	A	110-106	+4
1/22/14	L	A	98-119	-21
2/25/14	L	H	103-129	-26
11/26/14	L	A	89-102	-13
12/11/14	L	H	109-113OT	-4
4/1/15	L	A	111-115	-4
11/6/15	L	H	110-116	-6
12/5/15	L	A	113-120	-7
12/15	W	H	107-97	+10
4/13/16	L	A	81-116	-35
11/25/16	L	H	104-117	-13
12/14/16	L	A	98-132	-34
1/31/17	W	H	83-105	-22
4/9/17	L	A	128-135	-7
10/18/17	L	H	100-105	-5
2/14/18	L	A	98-132	-9
4/11/18	W	H	96-83	+13
11/17/18	L	A	112-132	-20
2/6/19	L	H	101-127	-26
3/30/19	L	A	108-119	-11
4/2/19	L	H	105-130	-25

	OVR	HM	RD	NTL
67-68	7-0	2-0	4-0	1-0
68-69	2-4	1-1	0-3	1-0
69-70	4-2	3-0	1-2	
70-71	1-3	1-1	0-2	
71-72	0-4	0-2	0-1	0-1
72-73	4-0	2-0	2-0	
73-74	2-2	2-0	0-2	
74-75	0-4	0-2	0-2	
75-76	2-2	1-1	1-1	
76-77	2-2	2-0	0-2	
77-78	2-2	2-0	0-2	
78-79	1-3	1-1	0-2	
79-80	2-0	1-0	1-0	
80-81	4-2	2-1	2-1	
81-82	3-3	2-1	1-2	
82-83	5-1	3-0	2-1	
83-84	4-2	2-1	2-1	
84-85	1-5	1-2	0-3	
85-86	2-4	2-1	0-3	
86-87	1-5	1-2	0-3	
87-88	2-4	2-1	0-3	
88-89	2-2	2-0	0-2	
89-90	0-4	0-2	0-2	
90-91	1-3	1-1	0-2	
91-92	1-3	0-2	1-1	
92-93	0-4	0-2	0-2	
93-94	0-4	0-2	0-2	
94-95	1-3	1-1	0-2	
95-96	2-2	1-1	1-1	
96-97	0-4	0-2	0-2	
97-98	0-4	0-2	0-2	
98-99	0-3	0-1	0-2	
99-00	3-1	2-0	1-1	
00-01	4-0	2-0	2-0	
01-02	4-0	2-0	2-0	
02-03	2-2	2-0	0-2	
03-04	4-0	2-0	2-0	
04-05	2-2	1-1	1-1	
05-06	2-2	1-1	1-1	
06-07	0-3	0-2	0-1	
07-08	2-2	2-0	0-2	
08-09	0-3	0-1	0-2	
09-10	2-2	1-1	1-1	
10-11	1-3	0-2	1-1	
11-12	0-3	0-1	0-2	
12-13	1-2	1-1	0-1	
13-14	2-2	1-1	1-1	
14-15	0-3	0-1	0-2	
15-16	1-3	1-1	0-2	
16-17	0-4	0-2	0-2	
17-18	1-2	1-1	0-1	
18-19	0-4	0-2	0-2	

BACK TO TABLE OF CONTENTS

125 S. Pennsylvania Street
Indianapolis, IN 46204
Phone: (317) 917-2500
Website: Pacers.com
Twitter/Instagram: @Pacers

COLORS:

Paces Navy | Pacers Yellow | Pacers Cool Gray

HOME COURT (CAPACITY):
Bankers Life Fieldhouse (17,923) - opened 1999

FOUNDED: 1967-68 Indiana Pacers; Former member of ABA

HEAD COACH:
Nate McMillan (College - North Carolina State)
ASSISTANT COACHES:
Bill Bayno (College - Sacred Heart)
Dan Burke (College - Portland State)
Popeye Jones (College - Murray State)
HEAD VIDEO COORDINATOR/ASSISTANT COACH: Tim Dather
ASSISTANT VIDEO COORDINATOR/PLAYER DEVELOPMENT: Jared Bartling (College - South Dakota)
ASSISTANT PLAYER DEVELOPMENT COACH:
Tom Hankins (College - Northeastern State)
SENIOR DIRECTOR OF MEDICAL OPERATIONS/HEAD ATHLETIC TRAINER:
Josh Corbeil (College - Boston University)
ASSOCIATE HEAD ATHLETIC TRAINER/ PHYSICAL THERAPIST: Carl Eaton (College - Boston University)
DIRECTOR OF SPORTS PERFORMANCE/ASSISTANT ATHLETIC TRAINER:
Shawn Windle (College - Maine - Presque Isle)
CHAIRMAN, CEO AND NBA GOVERNOR: Herbert Simon
VICE CHAIRMAN/ALTERNATE GOVERNOR: Steve Simon
VICE CHAIRMAN: Jim Morris
PRESIDENT OF BASKETBALL OPERATIONS: Kevin Pritchard
PRESIDENT/CHIEF OPERATING OFFICER: Rick Fuson
EXECUTIVE VICE PRESIDENT/CHIEF FINANCIAL OFFICER: Kevin Bower
GENERAL MANAGER: Chad Buchanan
SENIOR VICE PRESIDENT OF BASKETBALL OPERATIONS: Peter Dinwiddie
ASSISTANT GENERAL MANAGER: Kelly Krauskopf
CONSULTANTS, BASKETBALL OPERATIONS:
Larry Bird, Donnie Welsh
DIRECTOR OF MEDIA RELATIONS: David Benner
ASSOCIATE DIRECTOR OF MEDIA RELATIONS: Krissy Myers
MANAGER OF PUBLIC RELATIONS: Wes Kaminski
RADIO: 1070 The Fan, 93.5 FM, Mark Boyle, Bob Leonard
TV: FSN Indiana, Quinn Buckner, Chris Denari, Jeremiah Johnson

NBA TITLES WON: None

ALL-TIME NBA RECORD: 1744-1733 (.502)

2018-19 RECORD: 48-34 (2nd in Central)

2018-19 PLAYOFF RESULTS: Lost 0-4 to Boston in the First Round

ALL-TIME SERIES (43 YEARS)

	OVERALL	HOME	ROAD
Sac-Era	27-38	17-16	10-22
All-Time	40-49	26-19	14-30

CURRENT STREAKS

	OVERALL	HOME	ROAD
Kings	L1	W1	L3

2019-20 SERIES SCHEDULE

DATE	SITE	TIME (PST)
12/20	Bankers Life Fieldhouse	4:00 p.m.
3/29	Golden 1 Center	6:00 p.m.

2018-19 VS. PACERS (1-1)

DATE	SITE	RESULT
12/1	Golden 1 Center	W, 111-110
12/8	Bankers Life Fieldhouse	L, 97-107

SERIES FACTS
Last Home Win: 12/1/18 (111-110)
Last Road Win: 12/23/15 (108-106)
Last Home Loss: 3/29/18 (103-106)
Last Road Loss: 12/8/18 (97-107)
Biggest Win: 38 (120-82) vs. Ind., 3/3/82
Biggest Loss: 26 (99-125) @ Ind., 2/17/93

2018-2019 SEASON SERIES (1-1) SACRAMENTO KINGS VS. INDIANA

PLAYER	G-GS	MIN	FG-FGA	PCT	3FG-A	PCT	FT-FTA	PCT	OFF	DEF	TOT	AST	PF-DQ	STL	TO	BLK	PTS	AVG
Hield	2-2	67	14-36	.389	6-21	.286	4-4	1.000	3	6	9	4	6-0	0	3	0	38	19.0
Fox	2-2	69	11-30	.367	0-5	.000	11-11	1.000	0	5	5	12	3-0	5	9	3	33	16.5
Bogdanovic	2-1	64	11-23	.478	4-11	.364	5-7	.714	0	5	5	12	5-0	5	5	1	31	15.5
Cauley-Stein	2-2	64	14-27	.519	0-0	---	3-6	.500	9	13	22	5	3-0	2	5	2	31	15.5
Bjelica	2-2	47	8-18	.444	1-7	.143	2-2	1.000	6	12	18	3	4-0	1	3	1	19	9.5
Jackson	2-0	50	7-13	.538	5-8	.625	0-2	.000	1	3	4	3	2-0	0	1	1	19	9.5
Mason	1-0	15	3-5	.600	0-1	.000	2-3	.667	0	1	1	2	1-0	1	2	0	8	8.0
Shumpert	1-1	28	3-6	.500	2-2	1.000	0-0	---	1	2	3	2	4-0	2	1	0	8	8.0
Williams	2-0	30	5-12	.417	3-5	.600	1-4	.250	3	4	7	2	3-0	3	0	0	14	7.0
Bagley	1-0	10	2-4	.500	0-0	---	0-0	---	1	1	2	1	6-1	0	2	1	4	4.0
Ferrell	1-0	1	1-1	1.000	1-1	1.000	0-0	---	0	0	0	0	0-0	0	0	0	3	3.0
Giles	1-0	1	0-0	---	0-0	---	0-0	---	0	0	0	1	0-0	0	0	0	0	0.0
Koufos	2-0	33	0-6	.000	0-0	---	0-0	---	2	10	12	2	0-0	0	2	2	0	0.0
McLemore	1-0	1	0-0	---	0-0	---	0-0	---	0	1	1	0	0-0	0	0	0	0	0.0
KINGS	2	480	79-181	.436	22-61	.361	28-39	.718	26	63	89	49	37-1	19	34	11	208	104.0
PACERS	2	480	83-174	.477	18-54	.333	33-40	.825	21	73	94	58	43-0	18	42	13	217	108.5

2018-2019 SEASON SERIES (1-1) INDIANA PACERS VS. SACRAMENTO

PLAYER	G-GS	MIN	FG-FGA	PCT	3FG-A	PCT	FT-FTA	PCT	OFF	DEF	TOT	AST	PF-DQ	STL	TO	BLK	PTS	AVG
Bogdanovic	2-2	65	15-32	.469	3-10	.300	12-13	.923	1	6	7	2	3-0	2	4	0	45	22.5
T. Young	2-2	64	13-21	.619	1-4	.250	7-9	.778	4	9	13	1	2-0	1	6	1	34	17.0
Collison	2-2	66	8-20	.400	4-9	.444	5-5	1.000	3	4	7	18	6-0	6	6	0	25	12.5
McDermott	2-0	41	9-18	.500	4-10	.400	2-3	.667	1	3	4	2	4-0	0	1	0	24	12.0
Turner	2-2	63	10-21	.476	1-4	.250	2-3	.667	4	21	25	6	3-0	0	6	7	23	11.5
Evans	2-2	50	9-21	.429	3-8	.375	1-1	1.000	3	5	8	8	5-0	3	5	0	22	11.0
Sabonis	2-0	48	9-17	.529	0-0	---	2-2	1.000	3	10	13	6	8-0	1	9	3	20	10.0
Joseph	2-0	57	8-15	.533	1-5	.200	1-2	.500	2	10	12	12	7-0	2	2	1	18	9.0
Holiday	2-0	23	2-9	.222	1-4	.250	0-0	---	0	5	5	3	4-0	3	1	1	5	2.5
Leaf	1-0	2	0-0	---	0-0	---	1-2	.500	0	0	0	0	1-0	0	0	0	1	1.0
PACERS	2	480	83-174	.477	18-54	.333	33-40	.825	21	73	94	58	43-0	18	42	13	217	108.5
KINGS	2	480	79-181	.436	22-61	.361	28-39	.718	26	63	89	49	37-1	19	34	11	208	104.0

INDIANA PACERS



REGGIE MILLER

KINGS VS PACERS

DATE	W/L	H/A	SCORE	+/-
1/8/86	W	A	88-87	+1
2/28/86	W	H	121-100	+21
11/20/86	W	H	92-83	+9
2/22/87	L	A	101-103	-2
11/17/87	L	H	111-126	-15
2/21/88	L	A	112-130	-18
11/19/88	W	H	107-96	+11
12/9/88	L	A	105-112	-7
11/18/89	W	H	107-102	+5
3/29/90	L	A	101-111	-10
2/17/91	L	A	110-113	-3
3/14/91	L	H	103-107	-4
11/6/91	W	H	112-102	+10
2/19/92	L	H	115-129	-14
12/10/92	L	H	99-106	-7
2/17/93	L	A	99-125	-26
11/29/93	L	H	103-105	-2
12/7/93	L	A	87-105	-18
3/9/95	L	H	94-109	-15
3/24/95	L	A	96-103	-7
11/10/95	W	A	119-95	+24
11/30/95	W	H	105-95	+10
11/28/96	L	A	83-101	-18
1/14/97	W	H	105-98^{OT}	+7
1/16/98	L	A	92-117	-25
2/3/98	L	H	93-115	-22
1/9/99	W	H	116-113	+3
2/4/00	L	A	94-104	-10
1/5/01	L	H	91-93^{OT}	-2
3/18/01	L	A	95-101	-6
11/7/01	L	A	104-116	-12
3/3/02	L	H	86-97	-11
3/9/03	W	H	107-88	+19
4/1/03	W	A	103-98	+5

DATE	W/L	H/A	SCORE	+/-
12/7/03	W	H	91-88	+3
3/19/03	W	A	94-92	+2
12/3/04	W	H	113-87	+26
12/11/04	W	A	97-92^{OT}	+5
1/8/05	L	H	83-108	-25
3/17/06	L	A	93-98	-5
2/25/07	W	A	110-93	+17
3/6/07	W	H	102-98	+3
1/12/08	L	H	105-111	-6
1/19/08	W	A	110-104	+6
1/3/09	L	A	117-122	-5
3/3/09	L	H	109-117	-8
12/2/09	W	H	110-105	+5
3/30/10	L	A	95-102	-7
11/30/10	L	H	98-107	-9
3/25/11	W	A	110-93	+17
1/18/12	W	H	92-88	+4
11/3/12	L	A	98-106^{2OT}	-8
11/30/12	L	H	92-97	-5
1/14/14	L	A	92-116	-24
1/24/14	L	H	111-116^{OT}	-5
12/5/14	W	H	102-101^{OT}	+1
1/31/15	W	A	99-94	+5
12/23/15	W	A	108-106	+2
1/23/16	W	H	108-97	+11
1/18/17	L	H	100-106	-6
1/27/17	L	A	111-125^{OT}	-4
10/31/17	L	A	83-101	-18
3/29/18	L	H	103-106	-3
12/1/19	W	H	111-110	+1
12/8/19	L	A	97-107	-10

	OVR	HM	RD
76-77	2-2	1-1	1-1
77-78	2-2	2-0	0-2
78-79	3-1	2-0	1-1
79-80	1-1	1-0	0-1
80-81	0-2	0-1	0-1
81-82	1-1	1-0	0-1
82-83	1-1	1-0	0-1
83-84	2-0	1-0	1-0
84-85	1-1	0-1	1-0
85-86	2-0	1-0	1-0
86-87	1-1	1-0	0-1
87-88	0-2	0-1	0-1
88-89	1-1	1-0	0-1
89-90	1-1	1-0	0-1
90-91	0-2	0-1	0-1
91-92	1-1	1-0	0-1
92-93	0-2	0-1	0-1
93-94	0-2	0-1	0-1
94-95	0-2	0-1	0-1
95-96	2-0	1-0	1-0
96-97	1-1	1-0	0-1
97-98	0-2	0-1	0-1
98-99	0-0	0-0	0-0
99-00	1-1	1-0	0-1
00-01	0-2	0-1	0-1
01-02	0-2	0-1	0-1
02-03	2-0	1-0	1-0
03-04	2-0	1-0	1-0
04-05	2-0	1-0	1-0
05-06	0-2	0-1	0-1
06-07	2-0	1-0	1-0
07-08	1-1	0-1	1-0
08-09	0-2	0-1	0-1
09-10	1-1	1-0	0-1
10-11	1-1	0-1	1-0
11-12	1-0	1-0	0-0
12-13	0-2	0-1	0-1
13-14	0-2	0-1	0-1
14-15	2-0	1-0	1-0
15-16	2-0	1-0	1-0
16-17	0-2	0-1	0-1
17-18	0-2	0-1	0-1
18-19	1-1	1-0	0-1

BACK TO TABLE OF CONTENTS

111 S Figueroa St, Los Angeles, Ca 90015
PF Address: Honey Training Center, 6951 South Centinela Ave., Playa Vista, CA 90094
Phone: (310) 862-6000
Website: Clippers.com
Twitter/Instagram: @laclippers

COLORS:

Clippers Red | Clippers Blue | Clippers Black | Clippers Silver

HOME COURT (CAPACITY):
STAPLES Center (19,060) - opened 1999

FOUNDED: 1970-71, Buffalo Braves;
1978-79, San Diego Clippers;
1984-85, Los Angeles Clippers

HEAD COACH: Glenn "Doc" Rivers (College - Marquette)
ASSISTANT COACHES: Tyronn Lue (College - Nebraska)
Rex Kalamian (College - Cal Poly Pomona)
Sam Cassell (College - Florida State)
Brendan O'Connor (College - St. Anselm)
Armond Hill (College - Princeton)
Casey Hill (College - Trinity University)
John Welch (College - UNLV)
Jeremy Castleberry (College - San Diego State)
ASSISTANT PLAYER SKILLS COACH:
J.P. Clark (College - Flagler)
EXECUTIVE DIRECTOR, PERFORMANCE, HEALTH & WELLNESS: John Meyer (College - USC)
ASSISTANT COACH/VP OF PLAYER PERFORMANCE:
Todd Wright (College - Springfield College)
DIRECTOR OF MEDICAL SERVICES & HEAD ATHLETIC TRAINER: Jasen Powell (College - Cal Poly Pomona)
DIRECTOR OF REHABILITATION:
Maggie Bryant (College - St. Thomas)

OWNER: Steve Ballmer
PRESIDENT OF BASKETBALL OPERATIONS:
Lawrence Frank
GENERAL MANAGER: Michael Winger
ASSISTANT GENERAL MANAGERS: Trent Redden, Mark Hughes
CHIEF COMMUNICATIONS OFFICER: Chris Wallace
DIRECTOR OF COMMUNICATIONS: Dennis Rogers
BASKETBALL COMMUNICATIONS MANAGER:
Curtis Jackson
BASKETBALL COMMUNICATIONS COORDINATOR:
Colette Garcia
RADIO: AM 570 LA Sports, Noah Eagle
RADIO (SPANISH): ESPN Deportes (1330 AM) Armando Garcia
TV: Prime Ticket (cable), Brian Sieman, Chauncey Billups, Kristina Pink, Jaime Maggio

NBA TITLES WON: None

ALL-TIME NBA RECORD: 1610-2360 (.406)

2018-19 RECORD: 48-34 (2nd in Pacific)

2018-19 PLAYOFF RESULTS: Lost 4-2 to Golden State in the First Round

ALL-TIME SERIES (49 YEARS)

	OVERALL	HOME	ROAD
Sac-Era	70-70	45-25	25-45
All-Time	114-97	69-35	44-62

CURRENT STREAKS

	OVERALL	HOME	ROAD
Kings	L9	L13	L5

2019-20 SERIES SCHEDULE

DATE	SITE	TIME (PST)
12/31	Golden 1 Center	2:00 p.m.
1/30	Staples Center	7:30 p.m.
2/22	Staples Center	12:30 p.m.
4/2	Golden 1 Center	7:00 p.m.

2018-19 VS. LA CLIPPERS (0-4)

DATE	SITE	RESULT
11/29	Golden 1 Center	L, 121-133
12/26	Staples Center	L, 118-127
1/27	Staples Center	L, 108-122
3/1	Golden 1 Center	L, 109-116

SERIES FACTS
Last Home Win: 3/19/13 (116-101)
Last Road Win: 3/26/17 (98-97)
Last Home Loss: 3/1/19 (109-116)
Last Road Loss: 1/27/19 (108-122)
Biggest Win: 39 (144-105) vs. LAC., 3/6/83
Biggest Loss: 35 (81-116) @ LAC, 12/1/12

2018-2019 SEASON SERIES (0-4) SACRAMENTO KINGS VS. L.A. CLIPPERS

PLAYER	G-GS	MIN	FG-FGA	PCT	3FG-A	PCT	FT-FTA	PCT	OFF	DEF	TOT	AST	PF-DQ	STL	TO	BLK	PTS	AVG
Barnes (TOT)	4-4	144	29-66	.439	10-21	.476	13-15	.867	5	9	14	7	10-0	1	7	1	81	20.3
Barnes (SAC)	1-1	38	5-10	.500	1-2	.500	4-4	1.000	0	2	2	4	4-0	0	2	0	15	15.0
Fox	4-4	122	27-53	.509	2-9	.222	13-16	.813	1	17	18	33	12-0	6	9	1	69	17.3
Bogdanovic	4-1	125	21-60	.350	6-19	.316	19-23	.826	5	9	14	14	9-0	4	5	0	67	16.8
Bagley	2-0	47	13-25	.520	0-3	.000	6-6	1.000	7	8	15	2	2-0	1	2	3	32	16.0
Hield	4-4	130	20-67	.299	5-28	.179	15-15	1.000	9	14	23	11	12-1	3	8	1	60	15.0
Cauley-Stein	4-4	116	22-37	.595	0-1	.000	9-16	.563	7	32	39	6	13-0	3	6	6	53	13.3
McLemore	1-0	9	4-6	.667	3-4	.750	0-0	---	0	1	1	0	1-0	1	0	0	11	11.0
Shumpert	3-3	80	11-27	.407	5-15	.333	5-6	.833	3	7	10	2	9-0	0	1	3	32	10.7
Brewer (TOT)	1-0	19	4-5	.800	0-1	.000	0-0	---	1	1	2	3	3-0	1	0	0	8	8.0
Brewer (SAC)	1-0	19	4-5	.800	0-1	.000	0-0	---	1	1	2	3	3-0	1	0	0	8	8.0
Koufos	1-0	15	4-6	.667	0-0	---	0-0	---	2	1	3	0	2-0	2	1	1	8	8.0
Bjelica	4-3	76	11-24	.458	6-13	.462	2-2	1.000	6	11	17	4	11-0	3	4	8	30	7.5
Giles	4-0	46	14-26	.538	0-0	---	1-2	.500	5	7	12	6	7-0	3	3	0	29	7.3
Williams	1-0	23	2-6	.333	0-2	.000	2-2	1.000	0	2	2	0	3-0	0	1	0	6	6.0
Burks (TOT)	1-0	14	2-4	.500	0-2	.000	0-0	---	0	3	3	0	2-0	1	0	1	4	4.0
Burks (SAC)	1-0	14	2-4	.500	0-2	.000	0-0	---	0	3	3	0	2-0	1	0	1	4	4.0
Swanigan (TOT)	1-0	8	2-5	.400	0-0	---	0-0	---	2	1	3	1	1-0	1	1	0	4	4.0
Ferrell	4-0	36	6-15	.400	0-3	.000	2-2	1.000	1	4	5	8	2-0	1	0	1	14	3.5
Jackson	3-0	47	4-10	.400	2-7	.286	0-0	---	3	10	13	3	4-0	1	2	1	10	3.3
Mason	2-0	8	2-4	.500	1-2	.500	1-2	.500	0	0	0	1	1-0	0	0	0	6	3.0
Labissiere	1-0	9	1-1	1.000	0-0	---	0-0	---	1	1	2	0	0-0	0	0	0	2	2.0
KINGS	4	960	173-386	.448	31-111	.279	79-96	.823	51	130	181	97	97-1	30	44	26	456	114.0
CLIPPERS	4	960	180-366	.492	47-116	.405	91-113	.805	52	146	198	102	92-0	24	56	18	498	124.5

2018-2019 SEASON SERIES (4-0) LOS ANGELES CLIPPERS VS. SACRAMENTO

PLAYER	G-GS	MIN	FG-FGA	PCT	3FG-A	PCT	FT-FTA	PCT	OFF	DEF	TOT	AST	PF-DQ	STL	TO	BLK	PTS	AVG
Harrell	4-0	113	32-48	.667	0-1	.000	22-29	.759	17	13	30	5	10-0	3	6	7	86	21.5
Harris	3-3	96	23-46	.500	8-18	.444	9-9	1.000	2	16	18	10	8-0	1	2	0	63	21.0
Gallinari	3-3	86	16-38	.421	4-16	.250	13-15	.867	2	16	18	8	6-0	4	2	0	49	16.3
Williams	4-0	97	20-58	.345	6-19	.316	17-21	.810	4	10	14	22	2-0	4	12	1	63	15.8
Gilgeous-Alexand	4-4	122	23-42	.548	5-7	.714	11-12	.917	5	13	18	11	12-0	6	2	2	62	15.5
Bradley	3-3	99	16-29	.552	8-15	.533	3-4	.750	4	10	14	16	10-0	1	6	1	43	14.3
Shamet (TOT)	2-2	67	9-19	.474	6-15	.400	4-6	.667	0	4	4	2	3-0	0	0	1	28	14.0
Shamet (LAC)	1-1	33	6-12	.500	5-10	.500	3-3	1.000	0	4	4	2	2-0	0	0	1	20	20.0
Marjanovic	1-1	21	4-5	.800	0-0	---	3-4	.750	2	3	5	3	3-0	0	2	0	11	11.0
Green (TOT)	3-0	77	11-24	.458	3-8	.375	5-6	.833	7	17	24	2	7-0	1	4	2	30	10.0
Green (LAC)	1-0	20	3-7	.429	1-3	.333	1-2	.500	3	8	11	0	2-0	0	1	1	8	8.0
Beverley	4-2	108	14-28	.500	7-13	.538	4-6	.667	4	19	23	13	13-0	2	5	2	39	9.8
Temple (TOT)	5-4	123	13-26	.500	7-17	.412	3-5	.600	1	15	16	9	12-0	7	4	2	36	7.2
Temple (LAC)	1-0	15	0-1	.000	0-1	.000	0-0	---	0	1	1	3	2-0	0	0	0	0	0.0
Gortat	2-2	32	6-8	.750	0-0	---	1-1	1.000	0	12	12	2	5-0	0	4	1	13	6.5
Motley	1-0	6	2-3	.667	0-0	---	2-3	.667	1	1	2	0	3-0	0	1	0	6	6.0
Zubac (TOT)	3-2	40	7-19	.368	0-0	---	2-4	.500	7	10	17	2	2-0	0	1	3	16	5.3
Zubac (LAC)	1-1	18	4-9	.444	0-0	---	2-4	.500	4	6	10	2	0-0	0	0	2	10	10.0
Scott	3-0	46	6-17	.353	3-9	.333	0-0	---	1	11	12	1	3-0	0	3	0	15	5.0
Robinson	1-0	12	2-5	.400	0-3	.000	0-0	---	1	2	3	0	3-0	0	0	0	4	4.0
Wallace	4-0	20	2-6	.333	0-0	---	0-0	---	2	1	3	0	5-0	1	1	0	4	1.0
Thornwell	3-0	12	1-3	.333	0-0	---	0-0	---	0	0	0	1	1-0	1	3	0	2	0.7
Teodosic	1-0	6	0-1	.000	0-1	.000	0-0	---	0	0	0	3	2-0	1	0	0	0	0.0
CLIPPERS	4	960	180-366	.492	47-116	.405	91-113	.805	52	146	198	102	92-0	24	56	18	498	124.5
KINGS	4	960	173-386	.448	31-111	.279	79-96	.823	51	130	181	97	97-1	30	44	26	456	114.0

LOS ANGELES CLIPPERS



BOB McADOO

KINGS VS CLIPPERS

DATE	W/L	H/A	SCORE	+/-
10/25/85	L	H	104-108	-4
12/4/85	L	A	103-128	-25
12/21/85	L	H	116-117	-1
3/14/86	L	A	104-105	-1
3/29/86	L	H	103-112	-9
10/31/86	W	H	107-106	+1
12/18/86	W	A	117-113	+4
2/28/87	L	A	106-111	+5
3/28/87	W	H	113-91	+22
4/2/87	W	A	125-115	+10
12/4/87	L	A	84-98	-14
12/15/87	W	H	128-108	+20
3/20/88	L	A	112-116	-4
4/2/88	L	H	103-105	-2
4/19/88	W	A	120-105	+15
11/16/88	L	A	101-112	-11
11/29/88	W	H	123-95	+28
1/11/89	W	A	106-104	+2
3/29/89	L	A	108-114	-6
4/22/89	W	H	104-89	+15
12/2/89	L	A	84-114	-30
1/22/90	W	H	136-104	+32
2/19/90	W	A	99-97	+2
2/20/90	W	H	99-90	+9
4/3/90	L	H	105-114	-9
11/2/90	L	A	80-90	-10
12/23/90	L	A	99-109	-10
2/12/91	W	H	103-101	+2
4/7/91	L	A	109-119	-10
4/21/91	W	H	105-101	+4
11/1/91	W	H	94-90	+4
1/31/91	W	H	112-109	+3
3/10/92	L	H	109-120	-11
3/15/92	L	A	105-131	-26
4/14/92	W	A	103-97	+6
11/10/92	W	H	99-97	+2
11/11/92	L	A	101-109	-8
2/6/93	L	A	110-119	-9
2/23/93	L	A	116-123	-7
3/23/93	W	H	121-104	+17
12/12/93	L	H	102-112	-10
2/5/94	L	A	110-122	-12
2/9/94	W	H	105-95	+10
2/25/94	L	A	111-121	-10
4/11/94	W	H	118-97	+21
1/21/95	W	A#	92-86	+6
2/18/95	W	H	109-92	+17
3/12/95	W	A	105-93	+12
4/8/95	L	H	105-112[OT]	-7
4/11/95	W	A	117-85	+32

DATE	W/L	H/A	SCORE	+/-
11/5/95	W	H	99-82	+17
12/21/95	L	A	96-103	-7
2/29/96	L	A	110-122	-12
4/14/96	W	H	101-96	+5
12/14/96	L	A	94-106	-12
12/23/96	W	H	100-88	+12
2/13/97	W	H	105-98	+7
3/19/97	L	A	98-108	-10
11/17/97	L	H	85-98	-13
11/26/97	L	A	97-99	-2
1/6/98	W	H	105-89	+16
4/18/98	L	A	77-83	-6
3/11/99	L	A	92-106	-14
4/19/99	W	A	102-98	+4
4/29/99	W	H	103-81	+22
12/23/99	L	A	91-97	-6
1/18/00	W	H	104-98	+6
3/15/00	W	H	98-78	+20
3/18/00	W	A	104-83	+21
1/27/01	W	A	101-89	+12
2/27/01	W	H	106-93[OT]	+13
3/2/01	L	A	81-88	-7
4/10/01	W	H	116-109[OT]	+7
12/22/01	L	A	85-101	-16
1/2/02	W	H	105-91	+14
3/26/02	W	H	107-90	+17
4/12/02	W	A	125-106	+19
11/20/02	W	A	93-89	+4
11/29/02	W	H	107-94	+13
1/18/03	L	A	107-112	-5
3/27/03	W	H	93-83	+10
12/9/03	W	H	105-95	+10
1/3/04	W	A	116-109	+7
1/19/04	W	A	125-100	+25
3/2/04	W	H	113-106	+7
1/15/05	W	H	99-95	+4
1/17/05	W	A	89-83	+6
3/11/05	W	H	113-112	+1
3/19/05	W	A	111-107[OT]	+4
12/27/05	W	A	110-93	+17
1/6/06	W	H	118-114	+4
4/2/06	W	H	106-96	+10
4/7/06	W	A	96-93	+3
11/28/06	W	H	93-80	+13
12/29/06	L	A	93-102	-9
3/30/07	L	H	101-105	-4
4/15/07	W	A	105-100	+5
12/7/07	L	H	87-97	-10
1/23/08	L	A	85-111	-26
3/5/08	L	A	109-116[OT]	-7
4/3/08	W	H	110-98	+12

DATE	W/L	H/A	SCORE	+/-
11/12/08	W	A	103-98	+5
12/3/08	W	H	92-90	+2
2/27/09	W	H	98-86	+12
4/10/09	L	A	78-109	-31
2/20/10	L	A	89-99	-10
2/28/10	W	H	97-92	+5
3/21/10	W	A	102-89	+13
4/8/10	W	H	116-94	+22
11/25/10	L	A	82-100	-18
12/6/10	L	A	91-98	-7
12/27/10	L	H	99-100	-1
2/28/11	W	H	105-99	+6
3/1/12	L	H	100-108	-8
4/5/12	L	H	85-93	-8
4/7/12	L	A	94-109	-15
12/1/12	L	A	81-116	-35
12/21/12	L	A	85-97	-12
3/19/13	W	H	116-101	+15
4/17/13	L	H	108-112	-4
11/1/13	L	H	101-110	-9
11/23/13	L	A	102-103	-1
11/29/13	L	H	98-104[OT]	-6
4/12/14	L	A	101-117	-16
11/2/14	W	A	98-92	+6
1/17/15	L	H	108-117	-9
2/21/15	L	A	99-126	-27
3/18/15	L	H	105-116	-11
10/28/15	L	H	104-111	-7
10/31/15	L	A	109-114	-5
1/16/16	W	A	110-103	+7
2/26/16	L	H	107-117	-10
11/18/16	L	H	115-121	-6
1/6/17	L	H	98-106	-8
3/26/17	W	A	98-97	+1
4/12/17	L	A	95-115	-20
11/25/17	L	H	95-97	-2
12/26/17	L	A	95-122	-27
1/11/18	L	H	115-121	-6
1/13/18	L	A	105-126	-21
1/25/17	L	H	95-97	-2
12/26/17	L	A	95-122	-27
1/11/18	L	H	115-121	-6
1/13/18	L	A	105-126	-21
11/29/18	L	H	121-133	-12
12/26/18	L	A	118-127	-9
1/27/19	L	A	108-122	-14
3/1/19	L	H	109-116	-7

 # Anaheim

	OVR	HM	RD	NTL
70-71	4-0	2-0	2-0	
71-72	3-3	1-1	1-2	1-0
72-73	3-1	2-0	1-1	
73-74	2-2	1-1	1-1	
74-75	3-1	2-0	1-1	
75-76	0-4	0-2	0-2	
76-77	3-0	2-0	1-0	
77-78	2-1	1-0	1-1	
78-79	2-2	1-1	1-1	
79-80	5-1	2-1	3-0	
80-81	3-2	1-1	2-1	
81-82	4-1	3-0	1-1	
82-83	4-1	2-0	2-1	
83-84	3-2	2-1	1-1	
84-85	3-2	2-0	1-2	
85-86	0-5	0-3	0-2	
86-87	4-1	2-0	2-1	
87-88	2-3	2-1	0-2	
88-89	3-2	2-0	1-2	
89-90	3-2	2-1	1-1	
90-91	2-3	2-0	0-3	
91-92	3-2	2-1	1-1	
92-93	2-3	2-0	0-3	
93-94	2-3	2-1	0-2	
94-95	4-1	1-1	3-0	
95-96	2-2	2-0	0-2	
96-97	2-2	2-0	0-2	
97-98	1-3	1-1	0-2	
98-99	2-1	1-0	1-1	
99-00	3-1	2-0	1-1	
00-01	3-1	2-0	1-1	
01-02	3-1	2-0	1-1	
02-03	3-1	2-0	1-1	
03-04	4-0	2-0	2-0	
04-05	4-0	2-0	2-0	
05-06	4-0	2-0	2-0	
06-07	2-2	1-1	1-1	
07-08	1-3	1-1	0-2	
08-09	3-1	2-0	1-1	
09-10	3-1	2-0	1-1	
10-11	1-3	1-1	0-2	
11-12	0-3	0-2	0-1	
12-13	1-3	1-1	0-2	
13-14	0-4	0-2	0-2	
14-15	1-3	0-2	1-1	
15-16	1-3	0-2	1-1	
16-17	1-3	0-2	1-1	
17-18	0-4	0-2	0-2	
18-19	0-4	0-2	0-2	

2275 E. Mariposa Ave.
El Segundo, CA 90245
Phone: (310) 426-6000
MR Fax: (310) 426-6105
Website: Lakers.com;
Twitter/Instagram: @Lakers
PR Twitter: @Lakers_MR

COLORS:

Lakers Gold | Lakers Purple

HOME COURT (CAPACITY):
STAPLES Center (18,997) - opened 1999

FOUNDED: 1948-49, Minneapolis Lakers; 1960-61, Los Angeles Lakers

HEAD COACH: Frank Vogel (College - Kentucky)
ASSISTANT COACHES: Jason Kidd (College - California)
Lionel Hollins (College - Arizona State)
Phil Handy (College - Hawaii)
Miles Simon (College - Arizona)
Mike Penberthy (College - The Master's University)
Quinton Crawford (College - Arizona)
DIRECTOR OF SPORTS PERFORMANCE:
Judy Seto (College - UCLA)
ATHLETIC TRAINER: Nina Hsieh (Cal State Fullerton)
DIRECTOR, STRENGTH & ENDURANCE TRAINING/ HEAD STRENGTH & CONDITION COACH:
Gunnar Peterson (College - Duke)
GOVERNOR: Jeanie Buss
PRESIDENT, BUSINESS OPERATIONS & COO: Tim Harris
GENERAL MANAGER: Rob Pelinka
DIRECTOR, MEDIA RELATIONS: Alison Bogli
ASSOCIATE DIRECTOR, MEDIA RELATIONS:
Ta'Nisha Cooper
MANAGER, MEDIA RELATIONS: Will Patterson
COORDINATOR, MEDIA RELATIONS: Will Patterson
ASSISTANT, MEDIA RELATIONS: Matt Gleer
RADIO: ESPNLA Radio (710 AM), John Ireland, Mychal Thompson
RADIO (SPANISH): ESPN Deportes (1330 AM), Fernando Gonzalez, Jose "Pepe" Mantilla (Home), Francisco Pinto (Road)
TV: Spectrum SportsNet - Bill Macdonald, Stu Lantz, Mike Trudell

NBA TITLES WON: 16, last in 2009-10

ALL-TIME NBA RECORD: 3333-2282 (.594)

2018-19 RECORD: 37-45 (4th in Pacific)

2018-19 PLAYOFF RESULTS: Did not qualify

ALL-TIME SERIES (71 YEARS)

	OVERALL	HOME	ROAD
Sac-Era	47-97	30-43	17-54
All-Time	156-275		

CURRENT STREAKS

	OVERALL	HOME	ROAD
Kings	L2	W1	L2

2019-20 SERIES SCHEDULE

DATE	SITE	TIME (PST)
11/15	Staples Center	7:30 p.m.
2/1	Golden 1 Center	7:00 p.m.
4/4	Golden 1 Center	7:00 p.m.
4/14	Staples Center	7:30 p.m.

2018-19 VS. LAKERS (1-3)

DATE	SITE	RESULT
11/10	Golden 1 Center	L, 86-101
12/27	Golden 1 Center	W, 117-116
12/30	Staples Center	L, 114-121
3/24	Staples Center	L, 106-111

SERIES FACTS
Last Home Win: 12/27/18 (117-116)
Last Road Win: 4/1/18 (84-83)
Last Home Loss: 11/10/18 (86-101)
Last Road Loss: 3/24/19 (106-111)
Biggest Win: 34 (146-112) vs. LAL, 1/5/71
Biggest Loss: 44 (102-146) @ LAL, 2/6/68

2018-2019 SEASON SERIES (1-3) SACRAMENTO KINGS VS. L.A. LAKERS

PLAYER	G-GS	MIN	FG-FGA	PCT	3FG-A	PCT	FT-FTA	PCT	OFF	DEF	TOT	AST	PF-DQ	STL	TO	BLK	PTS	AVG
Bagley	2-0	58	15-31	.484	2-3	.667	6-14	.429	7	7	14	2	1-0	1	4	3	38	19.0
Fox	4-4	136	29-72	.403	5-16	.313	8-10	.800	5	21	26	25	11-0	13	13	3	71	17.8
Barnes (TOT)	4-4	129	21-53	.396	12-23	.522	15-18	.833	4	10	14	6	7-0	4	4	1	69	17.3
Barnes (SAC)	1-1	32	3-7	.429	2-5	.400	2-2	1.000	0	1	1	4	3-0	0	1	0	10	10.0
Burks (TOT)	2-1	55	9-25	.360	3-8	.375	13-15	.867	2	16	18	4	8-0	2	2	0	34	17.0
Bogdanovic	4-0	113	25-52	.481	9-20	.450	8-12	.667	3	9	12	11	5-0	4	9	3	67	16.8
Hield	4-4	123	18-63	.286	10-31	.323	11-12	.917	5	13	18	7	14-0	3	8	1	57	14.3
Cauley-Stein	4-4	110	25-47	.532	0-0	---	2-5	.400	10	32	42	8	13-0	3	7	6	52	13.0
Shumpert	3-3	92	12-32	.375	8-19	.421	1-2	.500	2	8	10	9	10-0	8	0	1	33	11.0
Bjelica	4-4	96	14-30	.467	1-5	.200	4-5	.800	8	20	28	9	9-0	3	3	1	33	8.3
Ferrell	3-0	33	7-16	.438	2-6	.333	5-5	1.000	0	2	2	2	1-0	0	1	0	21	7.0
Jackson	3-0	66	4-17	.235	3-10	.300	7-7	1.000	3	8	11	0	5-0	0	1	0	18	6.0
Mason	1-0	16	2-3	.667	0-1	.000	2-2	1.000	0	0	0	1	0-0	0	1	0	6	6.0
McLemore	2-0	24	3-6	.500	1-4	.250	0-0	---	1	2	3	1	5-0	1	1	0	7	3.5
Giles	1-0	2	1-1	1.000	0-0	---	0-0	---	1	1	2	0	0-0	0	0	0	2	2.0
Williams	1-0	8	1-2	.500	0-1	.000	0-0	---	0	1	1	0	3-0	0	2	0	2	2.0
Koufos	4-0	35	3-11	.273	0-0	---	0-0	---	7	10	17	5	5-0	1	2	1	6	1.5
Brewer (TOT)	2-0	38	0-8	.000	0-2	.000	2-3	.667	2	7	9	5	2-0	3	0	0	2	1.0
Brewer (SAC)	1-0	15	0-2	.000	0-0	---	0-0	---	2	4	6	3	0-0	1	0	0	0	0.0
Swanigan (TOT)	1-0	5	0-3	.000	0-0	---	0-0	---	1	0	1	0	1-0	0	1	0	0	0.0
KINGS	4	960	162-392	.413	43-121	.355	56-76	.737	54	139	193	87	85-0	38	56	19	423	105.8
LAKERS	4	960	172-370	.465	50-147	.340	55-84	.655	47	164	211	107	78-0	29	70	21	449	112.3

2018-2019 SEASON SERIES (3-1) LOS ANGELES LAKERS VS. SACRAMENTO

PLAYER	G-GS	MIN	FG-FGA	PCT	3FG-A	PCT	FT-FTA	PCT	OFF	DEF	TOT	AST	PF-DQ	STL	TO	BLK	PTS	AVG
James	2-2	67	19-40	.475	6-12	.500	10-12	.833	3	15	18	13	3-0	3	7	1	54	27.0
Kuzma	4-4	152	32-76	.421	12-37	.324	15-18	.833	3	24	27	15	10-0	2	12	1	91	22.8
B. Ingram	3-3	107	22-49	.449	2-9	.222	9-14	.643	5	13	18	13	6-0	2	8	4	55	18.3
Hart	3-2	90	16-31	.516	8-18	.444	3-5	.600	1	15	16	7	9-0	7	2	1	43	14.3
Caldwell-Pope	4-1	107	20-50	.400	11-32	.344	6-8	.750	2	13	15	8	10-0	2	3	0	57	14.3
Ball	3-3	88	16-37	.432	5-18	.278	0-4	.000	1	13	14	22	3-0	3	4	1	37	12.3
McGee	3-3	75	17-22	.773	0-0	---	1-2	.500	9	25	34	1	5-0	4	5	8	35	11.7
Bullock (TOT)	2-2	60	7-21	.333	5-15	.333	4-4	1.000	1	1	2	8	3-0	1	2	0	23	11.5
Stephenson	4-0	66	13-19	.684	4-8	.500	3-3	1.000	2	14	16	9	5-0	2	4	0	33	8.3
Chandler (TOT)	4-0	77	9-12	.750	0-1	.000	5-10	.500	14	19	33	2	10-0	1	13	3	23	5.8
Chandler (LAL)	4-0	77	9-12	.750	0-1	.000	5-10	.500	14	19	33	2	10-0	1	13	3	23	5.8
Rondo	2-1	66	3-15	.200	2-7	.286	1-4	.250	3	6	9	16	6-0	3	5	0	9	4.5
Caruso	2-0	22	2-6	.333	0-3	.000	2-2	1.000	1	2	3	0	4-0	0	1	0	6	3.0
Muscala (TOT)	1-1	18	1-7	.143	1-5	.200	0-0	---	1	3	4	0	1-0	1	0	0	3	3.0
Zubac	2-1	22	3-10	.300	0-0	---	0-0	---	3	4	7	0	2-0	0	1	1	6	3.0
Machado	1-0	2	0-0	---	0-0	---	0-0	---	0	0	0	0	0-0	0	0	0	0	0.0
Mykhailiuk	3-0	12	0-1	.000	0-1	.000	0-2	.000	0	0	0	1	2-0	0	0	0	0	0.0
Wagner	1-0	5	0-1	.000	0-1	.000	0-0	---	0	1	1	0	2-0	0	0	0	0	0.0
Williams	1-0	4	0-1	.000	0-0	---	0-0	---	0	0	0	0	1-0	0	0	1	0	0.0
LAKERS	4	960	172-370	.465	50-147	.340	55-84	.655	47	164	211	107	78-0	29	70	21	449	112.3
KINGS	4	960	162-392	.413	43-121	.355	56-76	.737	54	139	193	87	85-0	38	56	19	423	105.8



ERVIN "MAGIC" JOHNSON

KINGS VS LAKERS

DATE	W/L	H/A	SCORE	+/-	DATE	W/L	H/A	SCORE	+/-	DATE	W/L	H/A	SCORE	+/-
12/21/85	L	H	116-117	-1	11/14/95	L	H	100-106	-6	3/4/08	L	H	105-117	-12
12/28/85	L	H	111-133	-22	11/24/95	W	A	99-98	+1	3/9/08	W	A	114-113	+1
3/8/86	L	A	121-122 2OT	-1	12/22/95	L	A	83-116	-33	4/6/08	L	H	92-114	-22
3/22/86	L	H	113-115	-2	3/7/96	L	H	89-102	-13	4/15/08	L	A	101-124	-23
4/3/86	L	A	105-135	-30										
4/12/86	L	H	92-105	-13	12/10/96	L	H	90-92	-2	11/23/08	L	A	108-118	-10
					1/2/97	L	H	83-90	-7	12/9/08	W	H	113-101	+12
11/16/86	L	A	111-113	-2	1/3/97	L	A	93-100	-7	12/12/08	L	A	103-112	-9
12/23/86	L	H	117-127 OT	-10	4/17/97	L	A	99-108	-9	4/7/09	L	H	104-122	-18
2/4/87	L	A	92-128	-36										
2/10/87	L	H	98-114	-16	11/4/97	L	H	98-101	-3	12/26/09	L	H	103-112 2OT	-9
3/22/87	L	A	121-129	-8	12/30/97	L	A	80-93	-13	1/1/10	L	A	108-109	-1
					3/22/98	L	H	93-96	-3	3/16/10	L	H	99-106	-7
12/1/87	L	H	120-125 OT	-5	3/25/98	L	A	91-114	-23	4/13/10	L	A	100-106	-6
12/23/87	L	A	103-117	-14										
1/28/88	L	H	94-115	-21	3/14/99	W	A	105-101	+4	11/3/10	L	H	100-112	-12
3/26/88	W	H	114-92	+22	3/26/99	W	A	111-109	+2	12/3/10	L	A	80-113	-33
4/3/88	L	A	104-108	-4	4/7/99	L	H	89-104	-15	1/28/11	W	A	100-95	+5
										4/13/11	L	H	108-116 OT	-8
12/23/88	L	A	102-120	-18	12/8/99	W	H	103-91	+12					
1/10/89	W	H	106-97	+9	3/12/00	L	A	106-109	-3	12/26/11	W	H	100-91	+9
2/20/89	L	H	97-100	-3	3/26/00	L	H	89-90	-1	3/2/12	L	A	107-115	-8
2/24/89	L	A	103-115	-12	4/14/00	L	A	114-121	-7	4/26/12	W	H	113-96	+17
3/23/89	L	H	92-115	-23										
4/20/89	L	A	115-118	-3	11/16/00	L	H	110-112 OT	-2	11/11/12	L	A	90-103	-13
					2/4/01	L	A	94-100	-6	11/21/12	W	H	113-97	+16
11/30/89	L	H	93-109	-16	3/25/01	L	H	72-84	-12	3/17/13	L	A	102-113	-11
12/26/89	L	A	102-104	-2	3/28/01	W	A	108-84	+24	3/30/13	L	H	98-103	-5
1/15/90	L	A	91-111	-20										
2/15/90	L	H	92-101	-9	11/18/01	L	A	85-93	-8	11/24/13	L	A	86-100	-14
4/5/90	L	A	103-110	-7	12/7/01	W	H	97-91	+6	12/6/13	L	H	100-106	-6
					3/24/02	L	H	96-97	-1	2/28/14	L	A	122-126	-4
11/9/90	L	A	86-100	-14	4/17/02	L	A	95-109	-14	4/2/14	W	H	107-102	+5
1/17/91	L	H	78-93	-15										
3/25/91	L	H	89-99	-10	12/25/02	W	A	105-99	+6	12/9/14	L	A	95-98	-3
3/31/91	L	A	87-115	-28	1/31/03	L	H	113-124	-11	12/21/14	W	H	108-101	+7
					3/20/03	W	H	107-99	+8	4/13/15	W	H	102-92	+10
12/10/91	L	H	90-92	-2	4/10/03	W	H	104-117	-13	4/15/15	W	A	122-99	+23
12/15/91	L	A	94-110	-16										
1/23/92	L	H	105-108	-3	1/16/04	W	H	103-83	+20	10/30/15	W	H	132-114	+18
1/24/92	L	A	92-95	-3	2/26/04	W	A	103-101	+2	1/7/16	W	H	118-115	+3
4/16/92	W	H	102-94	+8	3/24/04	L	A	91-115	-24	1/20/16	W	A	112-93	+19
					4/11/04	W	H	102-85	+17	3/15/16	W	A	106-98	+8
11/8/92	W	A	124-114	+10										
12/1/92	W	H	117-110	+7	11/26/04	W	A	109-106	+3	11/10/16	L	H	91-101	+18
1/8/93	L	A	90-93	-3	12/16/04	L	H	99-115	-16	12/12/16	W	H	118-115	+3
2/24/93	L	H	99-104	-5	4/10/05	W	H	124-105	+19	2/14/17	W	A	112-93	+19
4/24/93	L	A	107-125	-18	4/15/05	W	A	115-106	+9	4/7/17	L	A	106-98	+8
11/10/93	W	H	112-101	+11	1/19/06	W	H	118-109 OT	+8	11/22/17	W	H	113-102	+11
1/5/94	W	H	106-98	+8	2/23/06	L	A	85-106	-21	1/9/18	L	H	86-99	-13
2/10/94	W	A	103-84	+19	3/14/06	W	H	114-98	+16	2/24/18	L	A	108-113	-5
2/24/94	W	H	102-90	+12	3/22/06	L	A	80-87	-7	4/1/18	W	A	84-83	+1
4/6/94	L	A	123-128 OT	-5										
					1/4/07	L	H	128-132 OT	-4	11/10/18	L	H	86-101	-15
12/23/94	L	A	89-100	-11	3/2/07	W	A	116-108	+8	12/27/18	W	H	117-116	+1
2/16/95	W	H	98-82	+16	4/1/07	L	A	103-126	-23	12/30/18	L	A	114-121	-7
3/3/95	L	A	104-109 2OT	-5	4/18/07	L	H	106-117	-11	3/24/19	L	A	106-111	-5
3/19/95	L	A	116-121	-5										
4/12/95	W	H	109-99	+10										

	OVR	HM	RD	NTL
48-60	53-69 (MIN Era)			
60-61	8-5	5-0	2-2	1-3
61-62	5-7	3-1	1-4	1-2
62-63	3-6	2-2	1-3	0-1
63-64	4-5	2-3	2-2	
64-65	6-4	5-0	1-4	
65-66	4-6	3-1	1-4	0-1
66-67	3-6	1-2	1-3	1-1
67-68	1-6	1-1	0-4	0-1
68-69	2-4	2-0	0-3	0-1
69-70	2-4	0-2	2-1	0-1
70-71	1-4	0-1	0-2	1-1
71-72	1-4	1-1	0-3	
72-73	1-5	0-3	1-2	
73-74	1-5	1-2	0-3	
74-75	3-1	2-0	1-1	
75-76	2-3	2-0	0-3	
76-77	1-3	1-1	0-2	
77-78	2-2	2-0	0-2	
78-79	2-2	2-0	0-2	
79-80	2-4	2-1	0-3	
80-81	0-5	0-2	0-3	
81-82	1-4	1-2	0-2	
82-83	1-4	1-0	0-3	0-1
83-84	0-5	0-3	0-2	
84-85	0-5	0-2	0-3	
85-86	0-5	0-3	0-2	
86-87	0-5	0-2	0-3	
87-88	1-4	1-2	0-2	
88-89	1-5	1-2	0-3	
89-90	0-5	0-2	0-3	
90-91	0-4	0-2	0-2	
91-92	1-4	1-2	0-2	
92-93	2-3	1-1	1-2	
93-94	4-1	3-0	1-1	
94-95	2-3	2-0	0-3	
95-96	1-3	0-2	1-1	
96-97	0-4	0-2	0-2	
97-98	0-4	0-2	0-2	
98-99	2-1	1-1	1-0	
99-00	1-3	1-1	0-2	
00-01	1-3	0-2	1-1	
01-02	1-3	1-1	0-2	
02-03	3-1	1-1	1-1	
03-04	3-1	2-0	1-1	
04-05	3-1	1-1	2-0	
05-06	2-2	2-0	0-2	
06-07	1-3	0-2	1-1	
07-08	1-3	0-2	1-1	
08-09	1-3	1-1	0-2	
09-10	0-4	0-2	0-2	
10-11	1-3	0-2	1-1	
11-12	2-1	2-0	0-1	
12-13	1-3	1-1	0-2	
13-14	1-3	1-1	0-2	
14-15	3-1	2-0	1-1	
15-16	4-0	2-0	2-0	
16-17	2-2	1-1	1-1	
17-18	2-2	1-1	1-1	
18-19	1-3	1-1	0-2	

BACK TO TABLE OF CONTENTS

191 Beale Street, Memphis, TN 38103
Phone: (901) 205-1234
Website: Grizzlies.com
Twitter/Instagram: @memgrizz
PR Twitter: @GrizzliesPR

COLORS:

Grizzlies Blue | Grizzlies Navy | Grizzlies Gray | Grizzlies Yellow

HOME COURT (CAPACITY):
FedExForum (17,794) - opened 2004

FOUNDED: 1995-96 expansion team, Vancouver Grizzlies; 2000-01, Memphis Grizzlies

HEAD COACH: Taylor Jenkins (College - Pennsylvania)
ASSISTANT COACHES: Brad Jones (College - Lambuth)
Niele Ivey (College - Notre Dame)
David McClure (College - Duke)
James "Scoonie" Penn (College - Ohio State)
Vitaly Potapenko (College - Wright State)
Neven Spahija
DIRECTOR OF SPORTS MEDICINE:
Eric Oetter (College - Georgia)
DIRECTOR OF PERFORMANCE:
Christopher Chase (College - Connecticut)
DIRECTOR OF REHABILITATION:
Mike Roncarati (College - Northeastern)
CONTROLLING OWNER: Robert J. Pera
TEAM PRESIDENT: Jason Wexler
EXECUTIVE VICE PRESIDENT OF BASKETBALL OPERATIONS: Zachary Z. Kleiman
VICE PRESIDENT OF BASKETBALL AFFAIRS:
Tayshaun Prince
VICE PRESIDENT OF BASKETBALL STRATEGY: Rich Cho
VICE PRESIDENT OF TEAM OPERATIONS AND PLAYER PROGRAMS: Chantal Hassard
SENIOR ADVISOR: Glen Grunwald
VP OF COMMUNICATIONS AND BASKETBALL INFORMATION STRATEGY: Laura Ehret
SR. DIRECTOR OF COMMUNICATIONS AND PUBLICATIONS: Jason Wallace
MANAGERS OF COMMUNICATIONS AND PUBLICATIONS: Ross Wooden, Maggie Yang
COORDINATOR OF COMMUNICATIONS AND PUBLICATIONS: Geoff Langham
RADIO: ESPN 92.9FM/680 AM, Eric Hasseltine, Hank McDowell, Elliot Perry, Michael Wallace
TV: Fox Sports Southeast (Cable), Pete Pranica, Brevin Knight, Rob Fischer, Chris Vernon

NBA TITLES WON: None

ALL-TIME NBA RECORD: 759-1079 (.413)

2018-19 RECORD: 33-49 (T-4th in Southwest)

2018-19 PLAYOFF RESULTS: Did not qualify

ALL-TIME SERIES (24 YEARS)

	OVERALL	HOME	ROAD
Sac-Era	49-40	32-12	17-28
All-Time	49-40	30-12	17-28

CURRENT STREAKS

	OVERALL	HOME	ROAD
Kings	W2	W2	W1

2019-20 SERIES SCHEDULE

DATE	SITE	TIME (PST)
12/21	FedExForum	5:00 p.m.
1/2	Golden 1 Center	7:00 p.m.
2/28	FedExForum	5:00 p.m.

2017-18 VS. GRIZZLIES (1-2)

DATE	SITE	TIME (PST)
10/24	Golden 1 Center	W, 97-92
11/16	FedExForum	L, 104-112
12/21	Golden 1 Center	W, 102-99
1/25	FedExForum	W, 99-96

SERIES FACTS
Last Home Win: 12/21/18 (102-99)
Last Road Win: 1/25/19 (99-96)
Last Home Loss: 12/31/17 (96-114)
Last Road Loss: 11/16/18 (104-112)
Biggest Win: 28 (118-90) vs. Vanc., 4/6/01
Biggest Loss: 33 (95-128) @ Mem., 1/21/12

2018-2019 SEASON SERIES (3-1) SACRAMENTO KINGS VS. MEMPHIS

PLAYER	G-GS	MIN	FG-FGA	PCT	3FG-A	PCT	FT-FTA	PCT	OFF	DEF	TOT	AST	PF-DQ	STL	TO	BLK	PTS	AVG
Hield	4-4	143	34-74	.459	17-32	.531	8-10	.800	6	20	26	8	7-0	3	8	1	93	23.3
Fox	4-4	142	27-61	.443	4-13	.308	22-31	.710	3	17	20	29	11-0	9	18	3	80	20.0
Cauley-Stein	4-4	137	21-41	.512	0-0	---	7-12	.583	16	21	37	10	12-0	11	5	1	49	12.3
Bjelica	4-3	128	15-35	.429	9-20	.450	8-10	.800	6	28	34	13	17-1	5	5	8	47	11.8
Bagley	3-0	72	11-26	.423	0-2	.000	12-16	.750	8	8	16	3	6-0	1	5	1	34	11.3
Bogdanovic	3-0	71	10-28	.357	5-16	.313	6-9	.667	0	4	4	6	2-0	2	7	0	31	10.3
Shumpert	3-3	80	7-22	.318	5-17	.294	5-7	.714	0	9	9	7	9-1	2	1	0	24	8.0
Williams	1-0	19	3-8	.375	2-6	.333	0-0	---	1	7	8	0	0-0	0	1	1	8	8.0
Jackson	3-1	72	5-18	.278	1-10	.100	4-6	.667	3	12	15	2	5-0	3	0	0	15	5.0
Koufos	1-1	15	2-7	.286	0-0	---	0-0	---	4	4	8	0	1-0	0	0	2	4	4.0
Mason	2-0	25	3-6	.500	1-3	.333	1-2	.500	0	3	3	3	0-0	0	4	0	8	4.0
Giles	3-0	18	3-3	1.000	0-0	---	0-0	---	1	4	5	0	7-0	0	5	0	6	2.0
Ferrell	3-0	34	1-11	.091	1-4	.250	0-0	---	0	5	5	9	2-0	1	2	0	3	1.0
McLemore	1-0	4	0-2	.000	0-2	.000	0-0	---	0	0	0	0	0-0	0	0	0	0	0.0
KINGS	4	960	142-342	.415	45-125	.360	73-103	.709	48	142	190	90	79-2	37	67	17	402	100.5
GRIZZLIES	4	960	150-339	.442	43-114	.377	56-74	.757	39	138	177	88	95-2	38	65	24	399	99.8

2018-2019 SEASON SERIES (1-3) MEMPHIS GRIZZLIES VS. SACRAMENTO

PLAYER	G-GS	MIN	FG-FGA	PCT	3FG-A	PCT	FT-FTA	PCT	OFF	DEF	TOT	AST	PF-DQ	STL	TO	BLK	PTS	AVG
Conley	4-4	137	31-71	.437	14-30	.467	9-15	.600	3	19	22	25	7-0	4	13	2	85	21.3
Jackson	4-4	113	25-48	.521	2-6	.333	12-15	.800	9	13	22	5	21-2	6	5	8	64	16.0
Gasol	4-4	129	18-46	.391	6-17	.353	10-12	.833	10	32	42	8	12-0	0	16	5	52	13.0
Green	2-0	57	8-17	.471	2-5	.400	4-4	1.000	4	9	13	2	5-0	1	3	1	22	11.0
Casspi	3-0	44	12-18	.667	2-3	.667	3-4	.750	1	9	10	1	3-0	5	3	0	29	9.7
Selden	3-0	71	12-27	.444	5-11	.455	0-0	---	2	2	4	7	6-0	1	2	1	29	9.7
Temple	4-4	108	13-25	.520	7-16	.438	3-5	.600	1	14	15	6	10-0	7	4	2	36	9.0
Mack	4-0	99	14-36	.389	3-13	.231	4-6	.667	0	8	8	18	6-0	5	8	1	35	8.8
Noah	1-0	21	1-4	.250	0-0	---	5-6	.833	3	4	7	0	0-0	1	1	0	7	7.0
Holiday (TOT)	2-2	56	4-11	.364	2-7	.286	2-2	1.000	0	6	6	5	2-0	4	5	1	12	6.0
Holiday (MEM)	1-1	21	1-2	.500	1-1	1.000	0-0	---	0	3	3	4	2-0	1	1	1	3	3.0
Anderson	3-3	92	8-16	.500	0-1	.000	1-2	.500	3	19	22	5	11-0	4	3	1	17	5.7
M. Brooks	3-0	30	5-16	.313	1-6	.167	1-1	1.000	1	1	2	3	5-0	1	1	1	12	4.0
Carter	2-0	17	2-8	.250	0-2	.000	2-2	1.000	1	2	3	3	4-0	1	2	0	6	3.0
D. Brooks	1-0	14	0-1	.000	0-0	---	2-2	1.000	0	3	3	1	3-0	0	0	0	2	2.0
Caboclo	1-0	8	0-4	.000	0-3	.000	0-0	---	1	0	1	0	0-0	1	0	1	0	0.0
GRIZZLIES	4	960	150-339	.442	43-114	.377	56-74	.757	39	138	177	88	95-2	38	65	24	399	99.8
KINGS	4	960	142-342	.415	45-125	.360	73-103	.709	48	142	190	90	79-2	37	67	17	402	100.5



SHAREEF ABDUR-RAHIM

KINGS VS GRIZZLIES

DATE	W/L	H/A	SCORE	+/-	DATE	W/L	H/A	SCORE	+/-	DATE	W/L	H/A	SCORE	+/-
Vancouver					11/25/03	W	H	109-89	+20	1/7/13	L	H	81-113	-32
12/18/95	W	H	92-85	+7	12/16/03	L	A	100-105	-5	1/18/13	L	A	69-85	-16
2/14/96	L	A	86-93	+7	12/23/03	W	H	114-97	+17	2/12/13	L	A	101-108	-7
3/11/96	W	H	92-88	+4	1/23/04	L	A	95-109	-14	4/7/13	L	H	87-89	-2
4/12/96	L	A	98-99	-1	11/19/04	W	H	107-105	+2	11/17/13	L	H	86-97	-11
					11/30/04	W	A	98-93	+5	1/17/14	L	A	90-91	-1
11/18/96	W	A	84-83	+1	3/8/05	W	H	85-82	+3	1/29/14	L	H	89-99	-10
12/26/96	W	H	111-88	+23										
1/11/97	W	A	109-101	+8						11/13/14	L	A	110-111	-1
4/8/97	W	H	109-93	+16	1/10/06	L	A	85-99	-14	11/30/14	L	H	85-97	-12
					2/7/06	W	H	104-96	+8	2/25/15	W	H	102-90	+12
11/1/97	L	A	96-97	-1	2/15/06	L	A	78-84	-6	3/30/15	L	A	83-97	-14
1/2/98	W	H	94-80	+14	3/10/06	W	H	105-93	+12					
3/6/98	W	A	98-96	+2						11/3/15	L	H	89-103	-14
4/19/98	L	H	108-112[OT]	-4	11/15/06	W	H	115-111	+4	1/30/16	L	A	117-121	-4
					1/29/07	L	A	117-124	-7	3/2/16	L	A	98-104	-6
2/7/99	W	H	109-87	+22	4/10/07	W	A	112-100	+12					
3/2/99	W	A	111-101	+10						12/16/16	W	A	96-92	+4
4/11/99	W	A	91-88	+3	1/10/08	W	H	116-113	+3	12/31/16	L	H	98-112	-14
5/5/99	W	H	99-95	+4	2/12/08	L	A	94-107	-13	1/20/17	L	A	91-107	-16
					3/22/08	L	A	111-117	-6	3/27/17	W	H	91-90	+1
11/16/99	W	H	81-77	+4	3/26/08	W	H	107-106[OT]	+1					
12/15/99	W	A	109-106	+3						12/31/17	L	H	96-114	-18
2/26/00	L	A	90-102	-12	11/5/08	W	H	100-95	+5	1/19/18	L	A	88-106	-18
2/29/00	W	H	112-87	+25	11/18/08	L	A	94-109	-15	4/6/18	W	A	94-93	+1
					2/20/09	W	A	115-106	+9					
12/22/01	W	A	95-91	+4	3/27/09	L	H	95-113	-18	10/24/18	W	H	97-92	+5
2/2/02	W	H	105-95	+10						11/16/18	L	A	104-112	-8
4/6/01	W	A	118-90	+28	11/2/09	W	H	127-116[OT]	+11	12/21/18	W	H	102-99	+3
4/16/01	W	H	110-100	+10	11/23/09	L	A	105-116	-9	1/25/19	W	A	99-96	+3
					3/22/10	L	H	85-102	-17					
Memphis														
11/26/01	L	A	94-98	-4	11/6/10	L	H	91-100	-9					
12/16/01	W	H	104-87	+17	12/29/10	W	H	100-98	+2					
1/21/02	W	H	112-98	+14	2/26/11	L	A	92-120	-28					
4/2/02	W	A	107-83	+24	4/8/11	L	A	96-101	-5					
11/2/02	W	A	116-99	+17	1/3/12	L	A	96-113	-17					
11/8/02	W	H	99-91	+8	1/21/12	L	A	95-128	-33					
1/12/03	W	H	106-98	+8	3/20/12	W	H	119-110	+9					
1/23/03	W	A	104-98	+6										

	OVR	HM	RD
95-96	2-2	2-0	0-2
96-97	4-0	2-0	2-0
97-98	2-2	1-1	1-1
98-99	4-0	2-0	2-0
99-00	3-1	2-0	1-1
00-01	4-0	2-0	2-0
01-02	3-1	2-0	1-1
02-03	4-0	2-0	2-0
03-04	2-2	2-0	0-2
04-05	3-0	2-0	1-0
05-06	2-2	2-0	0-2
06-07	2-1	1-0	1-1
07-08	2-2	2-0	0-2
08-09	2-2	1-1	1-1
09-10	1-2	1-1	0-1
10-11	1-3	1-1	0-2
11-12	1-2	1-0	0-2
12-13	0-4	0-2	0-2
13-14	0-3	0-2	0-1
14-15	1-3	1-1	0-2
15-16	0-3	0-1	0-2
16-17	2-2	1-1	1-1
17-18	1-2	0-1	1-1
18-19	3-1	2-0	1-1

BACK TO TABLE OF CONTENTS

MIAMI HEAT

AmericanAirlines Arena
601 Biscayne Blvd.
Miami, FL 33132
Phone: (786) 777-4328
Website: Heat.com
Twitter/Instagram/Snapchat: @MiamiHEAT
PR Twitter: MiamiHEAT_SMR

COLORS:

Heat Black | Heat Red | Heat Yellow

HOME COURT (CAPACITY):
AmericanAirlines Arena (19,600) - opened 2000

Founded: 1988-89 expansion team, Miami Heat

HEAD COACH: Erik Spoelstra (College - Portland)
ASSISTANT COACHES: Dan Craig (College - Plymouth State University), Malik Allen (College - Villanova)
ASSISTANT COACH/DIRECTOR OF PLAYER DEVELOPMENT: Chris Quinn (College - Notre Dame)
ASSISTANT COACH/PLAYER DEVELOPMENT: Octavio de la Grana (College - Liberty)
PLAYER DEVELOPMENT COACH: Anthony Carter (Hawaii)
HEAD ATHLETIC TRAINER: Jay Sabol (College - Florida International)
HEAD STRENGTH & CONDITIONING COACH: Eric Foran (College - Florida)
MANAGING GENERAL PARTNER: Micky Arison
CHIEF EXECUTIVE OFFICER: Nick Arison
PRESIDENT: Pat Riley
SENIOR VP, BASKETBALL OPERATIONS/GENERAL MANAGER: Andy Elisburg
VP, PLAYERS PROGRAMS: Alonzo Mourning
VP, BASKETBALL DEVELOPMENT & ANALYITCS: Shane Battier
VP, BASKETBALL OPERATIONS/ ASSISTANT GENERAL MANAGER: Adam Simon
VICE PRESIDENT, SPORTS MEDIA RELATIONS: Tim Donovan
SENIOR DIRECTOR OF SPORTS MEDIA RELATIONS: Rob Wilson
DIRECTOR OF SPORTS MEDIA RELATIONS: Michael Lissack
SPORTS MEDIA RELATIONS SR. MANAGER: Nick Maiorana
CABLE TELEVISION: Fox Sports Sun, Eric Reid, John Crotty, Jason Jackson
RADIO: 790 The Ticket (790 AM, FM 104.3), Mike Inglis, Ruth Riley Hunter, Ron Rothstein
SPANISH RADIO: WAQI (710 AM), José Pañeda, Joe Pujala

NBA TITLES WON: 3, 2005-06, 2011-12, 2012-13

ALL-TIME NBA RECORD: 1294-1200 (.519)

2018-19 RECORD: 39-43 (T-2nd in Southeast)

2018-19 PLAYOFF RESULTS: Did not qualify

ALL-TIME SERIES (30 YEARS)

	OVERALL	HOME	ROAD
Sac-Era	21-40	16-14	5-26
All-Time	21-40	16-14	5-26

CURRENT STREAKS

	OVERALL	HOME	ROAD
Kings	W4	W2	W2

2019-20 SERIES SCHEDULE

DATE	SITE	TIME (PST)
1/20	American Airlines Arena	2:00 p.m.
2/7	Golden 1 Center	7:00 p.m.

2018-19 VS. HEAT (2-0)

DATE	SITE	RESULT
10/29	American Airlines Arena	W, 123-113
2/8	Golden 1 Center	W, 102-96

SERIES FACTS
Last Home Win: 2/8/19 (102-96)
Last Road Win: 10/29/18 (123-113)
Last Home Loss: 4/1/16 (106-112)
Last Road Loss: 11/19/15 (109-116)
Biggest Win: 39 (108-69) vs. Miami, 4/10/89
Biggest Loss: 31 (84-115) @ Miami, 1/23/10

2018-2019 SEASON SERIES (2-0) SACRAMENTO KINGS VS. MIAMI

PLAYER	G-GS	MIN	FG-FGA	PCT	3FG-A	PCT	FT-FTA	PCT	OFF	DEF	TOT	AST	PF-DQ	STL	TO	BLK	PTS	AVG
Hield	2-2	70	16-30	.533	8-15	.533	6-8	.750	2	13	15	6	5-0	2	5	3	46	23.0
Cauley-Stein	2-2	58	14-22	.636	0-0	---	5-10	.500	2	18	20	2	6-0	1	0	4	33	16.5
Bogdanovic	1-0	34	6-14	.429	2-6	.333	2-4	.500	1	4	5	4	2-0	2	2	0	16	16.0
Fox	2-2	64	13-32	.406	2-5	.400	4-7	.571	1	5	6	11	3-0	6	7	1	32	16.0
Barnes (TOT)	1-1	37	3-9	.333	2-4	.500	4-4	1.000	1	6	7	2	2-0	0	1	0	12	12.0
Barnes (SAC)	1-1	37	3-9	.333	2-4	.500	4-4	1.000	1	6	7	2	2-0	0	1	0	12	12.0
Burks (TOT)	4-3	102	19-31	.613	4-7	.571	6-7	.857	3	17	20	9	6-0	2	5	0	48	12.0
Burks (SAC)	1-0	15	4-5	.800	0-1	.000	1-1	1.000	1	3	4	1	0-0	1	0	0	9	9.0
Bjelica	2-2	44	8-20	.400	3-9	.333	4-6	.667	5	3	8	6	5-0	1	1	2	23	11.5
Giles	1-0	17	4-9	.444	0-0	---	2-2	1.000	2	1	3	0	1-0	1	4	0	10	10.0
Shumpert	1-1	27	3-7	.429	2-4	.500	0-0	---	0	1	1	1	2-0	0	0	0	8	8.0
Koufos	1-0	12	3-4	.750	0-0	---	0-0	---	1	3	4	0	1-0	1	0	0	6	6.0
Mason	1-0	18	2-8	.250	1-3	.333	1-3	.333	0	3	3	5	3-0	1	0	0	6	6.0
Bagley	2-0	37	4-13	.308	1-1	1.000	1-1	1.000	3	9	12	1	5-0	1	4	2	10	5.0
Ferrell	2-0	27	4-8	.500	0-1	.000	2-2	1.000	0	2	2	5	2-0	2	1	0	10	5.0
Jackson	1-0	22	1-6	.167	0-3	.000	2-2	1.000	0	2	2	2	3-0	0	0	1	4	4.0
KINGS	2	480	85-187	.455	21-52	.404	34-50	.680	19	73	92	46	40-0	19	28	13	225	112.5
HEAT	2	480	76-180	.422	24-72	.333	33-53	.623	24	77	101	46	42-0	16	38	17	209	104.5

2018-2019 SEASON SERIES (0-2) MIAMI HEAT VS. SACRAMENTO

PLAYER	G-GS	MIN	FG-FGA	PCT	3FG-A	PCT	FT-FTA	PCT	OFF	DEF	TOT	AST	PF-DQ	STL	TO	BLK	PTS	AVG
Richardson	2-2	74	19-36	.528	6-14	.429	8-8	1.000	3	2	5	4	8-0	2	2	6	52	26.0
Dragic	1-1	31	7-16	.438	4-9	.444	2-2	1.000	0	1	1	5	3-0	2	2	0	20	20.0
Whiteside	2-2	57	14-24	.583	0-0	---	5-10	.500	7	36	43	1	7-0	5	6	7	33	16.5
Waiters	1-1	32	4-12	.333	4-9	.444	0-0	---	0	1	1	2	0-0	0	3	0	12	12.0
Wade	2-0	53	8-24	.333	5-12	.417	2-3	.667	2	5	7	7	2-0	0	5	0	23	11.5
T. Johnson	1-0	25	3-8	.375	1-5	.200	4-6	.667	0	4	4	4	3-0	2	1	0	11	11.0
J. Johnson	1-0	21	3-7	.429	1-2	.500	2-4	.500	0	3	3	4	2-0	2	3	0	9	9.0
Winslow	2-1	55	5-20	.250	0-6	.000	4-9	.444	9	6	15	8	6-0	0	3	1	14	7.0
Olynyk	2-2	34	4-11	.364	2-7	.286	2-2	1.000	0	2	2	3	3-0	1	4	3	12	6.0
McGruder	2-1	54	5-14	.357	1-8	.125	0-0	---	0	5	5	7	4-0	0	3	0	11	5.5
Adebayo	2-0	39	3-7	.429	0-0	---	4-9	.444	3	11	14	1	4-0	2	4	0	10	5.0
Robinson	1-0	5	1-1	1.000	0-0	---	0-0	---	0	0	0	0	0-0	0	0	0	2	2.0
Anderson (TOT)	1-0	5	0-0	---	0-0	---	0-0	---	0	0	0	0	2-0	0	0	0	0	0.0
Haslem	1-0	0	0-0	---	0-0	---	0-0	---	0	1	1	0	0-0	0	0	0	0	0.0
HEAT	2	480	76-180	.422	24-72	.333	33-53	.623	24	77	101	46	42-0	16	38	17	209	104.5
KINGS	2	480	85-187	.455	21-52	.404	34-50	.680	19	73	92	46	40-0	19	28	13	225	112.5

MIAMI HEAT



KINGS VS HEAT

DATE	W/L	H/A	SCORE	+/-	DATE	W/L	H/A	SCORE	+/-
12/7/88	W	A	96-94	+2	12/23/04	L	H	107-109	-2
12/15/88	W	H	94-90	+4	3/4/05	L	A	83-104	-21
2/5/89	L	A	98-102	-4					
4/10/89	W	H	108-69	+39	12/2/05	L	H	87-98	-11
					1/22/06	L	A	99-119	-20
2/28/90	L	A	92-113	-21					
3/13/90	W	H	121-87	+34	12/7/06	L	H	91-93OT	-2
					3/16/07	L	A	97-103	-6
1/8/91	L	A	83-95	-12					
4/2/91	W	H	96-90	+6	2/26/08	L	A	86-107	-21
					3/2/08	W	H	120-109	+11
11/22/91	L	A	112-118	-6					
1/4/92	L	H	98-110	-12	10/31/08	L	A	77-103	-26
					1/9/09	L	H	115-119OT	-4
12/15/92	L	A	98-106	-8					
1/9/93	W	H	108-94	+14	12/6/09	L	H	102-115	-13
					1/23/10	L	A	84-115	-31
12/26/93	L	A	95-109	-14					
1/11/94	W	H	103-95	+8	12/11/10	L	H	83-104	-21
					2/22/11	L	A	97-117	-20
11/29/94	W	A	94-89	+5					
1/7/95	W	H	96-95	+1	2/21/12	L	A	108-120	-12
12/10/95	W	H	110-90	+20	1/12/13	L	H	99-128	-29
2/5/96	L	A	92-103	-11	2/26/13	L	A	129-141 2OT	-12
11/22/96	L	H	108-111 2OT	-3	12/20/13	L	A	103-122	-19
3/26/97	L	A	88-101	-13	12/27/13	W	H	108-103OT	+5
11/11/97	L	A	82-101	-19	1/16/15	L	H	83-95	-12
2/20/98	L	H	77-91	-24	3/7/15	L	A	109-114OT	-5
11/29/99	L	A	88-98	-10	11/19/15	L	A	109-116	-7
12/10/99	L	H	97-101	-10	4/1/16	L	H	106-112	-6
12/10/00	W	H	101-97	+4	11/16/16	L	A	96-108OT	-12
3/14/01	L	A	104-114	-10	1/4/17	L	H	102-107	-5
11/10/01	W	A	90-75	+15	1/25/18	W	A	89-88	+1
12/9/01	W	H	95-88	+7	3/14/18	W	H	123-119OT	+4
11/3/02	L	A	77-88	-10	10/29/18	W	A	123-113	+10
1/5/03	W	H	96-70	+26	2/8/19	W	H	102-96	+6
1/13/04	W	H	90-86	+4					
3/6/04	L	A	96-102	-6					

	OVR	HM	RD
88-89	3-1	2-0	1-1
89-90	1-1	1-0	0-1
90-91	1-1	1-0	0-1
91-92	0-2	0-1	0-1
92-93	1-1	1-0	0-1
93-94	1-1	1-0	0-1
94-95	2-0	1-0	1-0
95-96	1-1	1-0	0-1
96-97	0-2	0-1	0-1
97-98	0-2	0-1	0-1
98-99	0-0	0-0	0-0
99-00	0-2	0-1	0-1
00-01	1-1	1-0	0-1
01-02	2-0	1-0	1-0
02-03	1-1	1-0	0-1
03-04	1-1	1-0	0-1
04-05	0-2	0-1	0-1
05-06	0-2	0-1	0-1
06-07	0-2	0-1	0-1
07-08	1-1	1-0	0-1
08-09	0-2	0-1	0-1
09-10	0-2	0-1	0-1
10-11	0-2	0-1	0-1
11-12	0-1	0-0	0-1
12-13	0-2	0-1	0-1
13-14	1-1	1-0	0-1
14-15	0-2	0-1	0-1
15-16	0-2	0-1	0-1
16-17	0-2	0-1	0-1
17-18	2-0	1-0	1-0
18-19	2-0	1-0	1-0

BACK TO TABLE OF CONTENTS

MILWAUKEE BUCKS

1543 N. 2nd Street, 6th Floor
Milwaukee, WI 53212
Phone: (414) 227-0500
Website: Bucks.com
Twitter/Instagram: @Bucks

COLORS:

Bucks Dark Green | Bucks Black | Bucks Lt Royal | Bucks Cream

HOME COURT (CAPACITY):
Fiserv Forum (17,500) - opened 2018

FOUNDED: 1968-69, Milwaukee Bucks

HEAD COACH: Mike Budenholzer (College - Texas)
ASSISTANT COACHES:
Darvin Ham (College - Texas Tech)
Charles Lee (College - Bucknell)
Ben Sullivan (College - Portland)
Chad Forcier (College - Seattle Pacific)
Patrick St. Andrews (College - Penn State-Behrend)
Josh Longstaff (College - Bryant University)
Vin Baker (College - Hartford)
HEAD ATHLETIC TRAINER:
Scott Faust (College - Alabama Huntsville)

OWNERS: Wes Edens, Marc Lasry, Jamie Dinan, Mike Fascitelli
PRESIDENT: Peter Feigin
GENERAL MANAGER: Jon Horst
ASSISTANT GENERAL MANAGER: Milt Newton
RADIO: WTMJ 620 AM, 103.3 FM Ted Davis, Dennis Krause (Home games)
TV: Fox Sports Wisconsin, Jim Paschke, Marques Johnson, Steve Novak, Katie George

NBA TITLES WON: 1, 1970-71

ALL-TIME NBA RECORD: 2129-2005 (.515)

2018-19 RECORD: 60-22 (1st in Central)

2018-19 PLAYOFF RESULTS: Won 4-0 over Detroit in the First Round; Won 4-1 over Boston in the Eastern Conference Semifinals; Lost 2-4 to Toronto in the Eastern Conference Finals

ALL-TIME SERIES (51 YEARS)

	OVERALL	HOME	ROAD
Sac-Era	31-34	16-17	15-17
All-Time	58-88	34-38	23-48

CURRENT STREAKS

	OVERALL	HOME	ROAD
Kings	L6	L3	L3

2019-20 SERIES SCHEDULE

DATE	SITE	TIME (PST)
1/10	Golden 1 Center	7:00 p.m.
2/10	BMO Harris Bradley Center	5:00 p.m.

2018-19 VS. BUCKS (0-2)

DATE	SITE	RESULT
11/4	BMO Harris Bradley Center	L, 109-144
2/27	Golden 1 Center	L, 140-141[OT]

SERIES FACTS
Last Home Win: 2/1/16 (111-104)
Last Road Win: 11/25/15 (129-118)
Last Home Loss: 2/27/19 (140-141[OT])
Last Road Loss: 11/4/18 (109-144)
Biggest Win: 25 (101-76) @ Mil., 1/7/03
25 (98-73) @ Mil., 3/10/02
25 (122-97) @ Mil., 3/20/96
25 (129-104) @ Mil., 11/24/69
Biggest Loss: 58 (82-140) @ Mil., 12/15/85

2018-2019 SEASON SERIES (0-2) SACRAMENTO KINGS VS. MILWAUKEE

PLAYER	G-GS	MIN	FG-FGA	PCT	3FG-A	PCT	FT-FTA	PCT	OFF	DEF	TOT	AST	PF-DQ	STL	TO	BLK	PTS	AVG
Bogdanovic	1-1	43	10-22	.455	5-8	.625	3-4	.750	1	7	8	8	3-0	2	1	1	28	28.0
Hield	2-2	65	18-44	.409	5-16	.313	10-10	1.000	5	5	10	4	5-0	3	4	0	51	25.5
Jackson	1-0	25	9-12	.750	4-7	.571	0-0	---	0	0	0	1	0-0	0	1	0	22	22.0
Fox	2-2	63	12-27	.444	3-7	.429	5-5	1.000	0	12	12	15	2-0	0	3	1	32	16.0
Barnes (TOT)	2-2	72	10-26	.385	3-14	.214	0-2	.000	5	12	17	1	4-0	1	4	1	23	11.5
Barnes (SAC)	1-1	41	6-11	.545	3-6	.500	0-0	---	4	10	14	0	3-0	1	2	1	15	15.0
Giles	2-0	27	11-19	.579	0-0	---	0-2	.000	1	8	9	2	2-0	1	3	1	22	11.0
Williams	1-0	16	3-5	.600	3-3	1.000	2-2	1.000	0	3	3	1	3-0	1	0	0	11	11.0
Bagley	2-0	38	6-19	.316	1-5	.200	7-13	.538	6	7	13	2	3-0	0	1	1	20	10.0
Cauley-Stein	2-2	51	6-13	.462	0-0	---	4-11	.364	3	10	13	2	7-0	1	4	3	16	8.0
Burks (TOT)	2-2	56	5-19	.263	2-5	.400	3-3	1.000	5	5	10	4	3-0	2	5	0	15	7.5
Mason	1-0	22	3-8	.375	0-5	.000	0-2	.000	0	2	2	6	1-0	1	1	1	6	6.0
Ferrell	2-0	25	5-11	.455	1-3	.333	0-0	---	0	2	2	3	3-0	0	0	0	11	5.5
Shumpert	1-1	24	2-8	.250	1-5	.200	0-0	---	0	7	7	2	3-0	0	1	0	5	5.0
Bjelica	1-1	21	2-8	.250	0-1	.000	0-0	---	1	3	4	1	1-0	0	1	0	4	4.0
Brewer (TOT)	1-0	20	1-3	.333	0-2	.000	0-1	.000	0	0	0	3	3-0	0	0	1	2	2.0
Brewer (SAC)	1-0	20	1-3	.333	0-2	.000	0-1	.000	0	0	0	3	3-0	0	0	1	2	2.0
Koufos	1-0	16	1-2	.500	0-0	---	0-0	---	2	3	5	3	4-0	1	0	0	2	2.0
Labissiere	1-0	8	0-1	.000	0-1	.000	2-2	1.000	0	0	0	1	2-0	1	1	0	2	2.0
Swanigan (TOT)	1-0	11	1-5	.200	0-1	.000	0-0	---	1	3	4	0	0-0	1	1	0	2	2.0
KINGS	2	505	95-213	.446	26-69	.377	33-52	.635	23	79	102	54	45-0	12	23	10	249	124.5
BUCKS	2	505	100-207	.483	39-101	.386	46-54	.852	21	92	113	66	38-0	9	24	21	285	142.5

2018-2019 SEASON SERIES (2-0) MILWAUKEE BUCKS VS. SACRAMENTO

PLAYER	G-GS	MIN	FG-FGA	PCT	3FG-A	PCT	FT-FTA	PCT	OFF	DEF	TOT	AST	PF-DQ	STL	TO	BLK	PTS	AVG
Mirotic (TOT)	2-1	58	21-35	.600	10-17	.588	5-8	.625	3	14	17	5	5-0	0	0	2	57	28.5
Mirotic (MIL)	1-0	27	7-14	.500	5-8	.625	2-2	1.000	1	7	8	3	1-0	0	0	2	21	21.0
Antetokounmpo	2-2	54	15-23	.652	1-5	.200	12-17	.706	4	18	22	13	3-0	1	6	3	43	21.5
Bledsoe	2-2	57	17-31	.548	5-12	.417	4-4	1.000	4	14	18	14	2-0	1	6	1	43	21.5
Brogdon	2-2	59	14-22	.636	6-11	.545	4-4	1.000	1	8	9	5	2-0	0	0	0	38	19.0
Middleton	2-2	59	11-32	.344	4-14	.286	7-10	.700	0	9	9	10	4-0	3	5	0	33	16.5
Ilyasova	2-0	36	6-12	.500	3-6	.500	8-8	1.000	3	7	10	3	4-0	1	0	1	23	11.5
Connaughton	2-0	43	9-17	.529	4-9	.444	0-0	---	4	6	10	4	3-0	0	1	3	22	11.0
Henson	1-0	20	4-7	.571	2-5	.400	0-0	---	1	5	6	1	2-0	0	1	0	10	10.0
Snell	2-0	39	7-10	.700	4-5	.800	1-1	1.000	0	3	3	1	4-0	0	1	0	19	9.5
Brown	1-0	8	2-3	.667	0-1	.000	4-4	1.000	1	0	1	1	2-0	0	1	0	8	8.0
Lopez	2-2	56	5-24	.208	3-15	.200	2-2	1.000	0	7	7	3	6-0	0	0	10	15	7.5
DiVincenzo	1-0	17	2-5	.400	1-4	.250	0-0	---	2	1	3	3	3-0	2	0	0	5	5.0
Maker	1-0	10	1-5	.200	1-4	.250	0-0	---	0	2	2	0	0-0	0	0	0	3	3.0
Dellavedova	1-0	8	0-1	.000	0-1	.000	2-2	1.000	0	3	3	5	1-0	1	1	0	2	2.0
Canaan (TOT)	1-0	6	0-1	.000	0-1	.000	0-0	---	0	1	1	0	1-0	0	1	1	0	0.0
Canaan (MIL)	1-0	6	0-1	.000	0-1	.000	0-0	---	0	1	1	0	1-0	0	1	1	0	0.0
Wilson	1-0	7	0-0	---	0-0	---	0-0	---	0	1	1	0	0-0	0	0	0	0	0.0
BUCKS	2	505	100-207	.483	39-101	.386	46-54	.852	21	92	113	66	38-0	9	24	21	285	142.5
KINGS	2	505	95-213	.446	26-69	.377	33-52	.635	23	79	102	54	45-0	12	23	10	249	124.5



SIDNEY MONCRIEF

KINGS VS BUCKS

DATE	W/L	H/A	SCORE	+/-	DATE	W/L	H/A	SCORE	+/-
11/21/85	L	H	97-131	-34	2/10/04	W	A	124-117	+7
12/15/85	L	A	82-140	-58	3/23/04	L	H	101-112	-11
11/22/86	L	H	99-107	-8	11/21/04	W	H	88-79	+9
1/13/87	L	A	89-113	-24	12/14/04	W	A	89-86	+3
11/19/87	L	H	113-117[OT]	-4	11/18/05	W	H	103-82	+21
3/15/88	L	A	97-108	-11	3/8/06	W	A	123-116	+7
1/24/89	L	H	110-114	-4	11/4/06	L	A	91-104	-13
1/31/89	L	A	104-117	-13	1/24/07	W	H	114-106	+8
12/5/89	W	H	118-103	+15	12/10/07	W	H	96-93	+3
1/30/90	L	A	102-109	-7	12/19/07	W	A	102-89	+13
1/23/91	W	H	95-91	+4	1/16/09	L	H	122-129	-7
2/1/91	L	A	112-117	-5	1/24/09	L	A	104-106	-2
1/11/92	W	A	106-105[OT]	+1	12/19/09	W	A	96-95	+1
3/24/92	W	H	113-102	+11	3/19/10	L	H	108-114[2OT]	-6
12/22/92	W	A	102-99[OT]	+3	12/23/10	L	H	79-84	-5
3/27/93	L	H	105-125	-20	3/23/11	W	A	97-90	+7
12/15/93	L	H	95-96	-1	1/5/12	W	H	103-100	+3
3/11/94	W	A	108-100	+8	12/12/12	L	A	85-98	-13
12/6/94	W	H	108-95	+13	3/10/13	L	H	113-115	-2
1/11/95	L	A	88-97	-9	3/5/14	W	A	116-102	+14
3/13/96	W	H	104-95	+9	3/23/14	W	H	124-107	+17
3/20/96	W	A	122-97	+25	12/18/14	L	H	107-108	-1
11/15/96	W	H	103-99	+4	2/11/15	L	A	103-111	-8
3/1/97	W	A	103-92	+11	11/25/15	W	A	129-118	+11
1/24/98	L	A	97-101	-4	2/1/16	W	H	111-104	+7
4/3/98	L	H	86-87	-1	11/5/16	L	A	91-117	-26
12/21/99	W	H	108-95	+13	3/22/17	L	H	98-116	-18
1/26/00	L	A	104-112	-8	11/28/17	L	H	87-112	-25
2/6/01	L	A	109-112	-3	12/2/17	L	A	104-109	-5
4/3/01	L	H	101-107	-6	11/4/18	L	A	109-144	-35
1/6/02	W	H	115-101	+14	2/27/19	L	H	140-141[OT]	-1
3/10/02	W	A	98-73	+25					
1/7/03	W	A	101-76	+25					
2/18/03	W	H	102-93	+9					

	OVR	HM	RD	NTL
68-69	5-1	2-1	2-0	1-0
69-70	2-5	1-1	1-3	0-1
70-71	1-4	1-1	0-2	0-1
71-72	0-5	0-3	0-2	
72-73	1-6	1-3	0-3	
73-74	0-7	0-3	0-4	
74-75	6-3	4-1	2-2	
75-76	2-5	2-1	0-4	
76-77	2-2	2-0	0-2	
77-78	0-4	0-2	0-2	
78-79	2-2	1-1	1-1	
79-80	3-3	2-1	1-2	
80-81	1-1	1-0	0-1	
81-82	1-1	0-1	1-0	
82-83	1-1	1-0	0-1	
83-84	0-2	0-1	0-1	
84-85	0-2	0-1	0-1	
85-86	0-2	0-1	0-1	
86-87	0-2	0-1	0-1	
87-88	0-2	0-1	0-1	
88-89	0-2	0-1	0-1	
89-90	1-1	1-0	0-1	
90-91	1-1	1-0	0-1	
91-92	2-0	1-0	1-0	
92-93	1-1	0-1	1-0	
93-94	1-1	0-1	1-0	
94-95	1-1	1-0	0-1	
95-96	2-0	1-0	1-0	
96-97	2-0	1-0	1-0	
97-98	0-2	0-1	0-1	
98-99	0-0	0-0	0-0	
99-00	1-1	1-0	0-1	
00-01	0-2	0-1	0-1	
01-02	2-0	1-0	1-0	
02-03	2-0	1-0	1-0	
03-04	1-1	0-1	1-0	
04-05	2-0	1-0	1-0	
05-06	2-0	1-0	1-0	
06-07	1-1	1-0	0-1	
07-08	2-0	1-0	1-0	
08-09	0-2	0-1	0-1	
09-10	1-1	0-1	1-0	
10-11	1-1	0-1	1-0	
11-12	1-0	1-0	0-0	
12-13	0-2	0-1	0-1	
13-14	2-0	1-0	1-0	
14-15	0-2	0-1	0-1	
15-16	2-0	1-0	1-0	
16-17	0-2	0-1	0-1	
17-18	0-2	0-1	0-1	
18-19	0-2	0-1	0-1	

BACK TO TABLE OF CONTENTS

MINNESOTA TIMBERWOLVES

600 Hennepin Avenue, Suite 300
Minneapolis, MN 55403
Phone: (612) 673-1600
Ticket Information: (612) 673-1234
Website: Timberwolves.com
Twitter: @MNTimberwolves
PR Twitter: @Twolves_PR

COLORS:

Timberwolves Navy | Timberwolves Blue | Timberwolves Green | Timberwolves Silver

HOME COURT (CAPACITY):
Target Center (18,978) - opened 1990

FOUNDED: 1989-90 expansion team, Minnesota Timberwolves

HEAD COACH: Ryan Saunders (College - Minnesota)
ASSOCIATED HEAD COACH:
David Vanerpool (College - St. Bonaventure)
ASSISTANT COACHES: Pablo Prigioni
Bryan Gates (College - Boise State)
Ryan Saunders (College - Minnesota)
ASSISTANT COACH/DIRECTOR OF PLAYER DEVELOPMENT: Kevin Hanson (College - San Diego)
ASSISTANT COACH/PLAYER DEVELOPMENT:
Kevin Burleson
VP OF BASKETBALL PERFORMANCE AND TECHNOLOGY:
Robby Sikka (Pennsylvania)
VICE PRESIDENT OF PLAYER HEALTH/ HEAD ATHLETIC TRAINER: Gregg Farnam (College - St. Cloud State)
OWNER: Glen Taylor
CEO: Ethan Casson
PRESIDENT OF BASKETBALL OPERATIONS: Gersson Rosas
EXECUTIVE VP OF BASKETBALL OPERATIONS:
Sachin Gupta
GENERAL MANAGER: Scott Layden
ASSISTANT GENERAL MANAGER: Gianluca Pascucci
ASSISTANT GENERAL MANAGER: Joe Branch
VP OF COMMUNICATIONS AND ENGAGEMENT: Bri Bauer
SR. MANAGER OF BASKETBALL COMMUNICATIONS:
Aaron Seehusen
BASKETBALL COMMUNICATIONS MANAGERS:
Aaron Freeman, Sara Perez
BASKETBALL COMMUNICATIONS COORDINATOR:
Corrie Hemry
RADIO: WCCO (830 AM), Alan Horton
TV: Fox Sports North (cable), Dave Benz, Jim Petersen

NBA TITLES WON: None

ALL-TIME NBA RECORD: 961-1451 (.398)

2018-19 RECORD: 36-46 (5th in Northwest)

2018-19 PLAYOFF RESULTS: Did not qualify

ALL-TIME SERIES (30 YEARS)

	OVERALL	HOME	ROAD
Sac-Era	55-59	34-22	21-37
All-Time	55-59	34-22	21-37

CURRENT STREAKS

	OVERALL	HOME	ROAD
Kings	L2	W2	L4

2019-20 SERIES SCHEDULE

DATE	SITE	TIME (PST)
12/26	Golden 1 Center	7:00 p.m.
1/27	Target Center	5:00 p.m.
2/3	Golden 1 Center	7:00 p.m.
4/9	Target Center	5:00 p.m.

2018-19 VS. TIMBERWOLVES (2-2)

DATE	SITE	RESULT
11/9	Golden 1 Center	W, 121-110
12/12	Golden 1 Center	W, 141-130
12/17	Target Center	L, 105-132
2/25	Target Center	L, 105-112

SERIES FACTS
Last Home Win: 12/12/18 (141-130)
Last Road Win: 4/1/17 (123-117)
Last Home Loss: 2/26/18 (100-118)
Last Road Loss: 2/25/19 (105-112)
Biggest Win: 32 (127-95) @ Minn., 3/20/11
Biggest Loss: 29 (88-117) @ Minn., 2/7/01

2018-2019 SEASON SERIES (2-2) SACRAMENTO KINGS VS. MINNESOTA

PLAYER	G-GS	MIN	FG-FGA	PCT	3FG-A	PCT	FT-FTA	PCT	OFF	DEF	TOT	AST	PF-DQ	STL	TO	BLK	PTS	AVG
Hield	4-4	107	27-56	.482	16-31	.516	4-6	.667	7	14	21	7	12-0	3	8	1	74	18.5
Bagley	3-1	80	15-26	.577	1-3	.333	17-18	.944	9	14	23	5	3-0	1	4	4	48	16.0
Fox	4-4	104	16-44	.364	4-10	.400	16-23	.696	4	6	10	23	8-0	3	8	2	52	13.0
Barnes (TOT)	2-2	70	7-23	.304	4-9	.444	7-9	.778	2	5	7	4	2-0	4	1	0	25	12.5
Barnes (SAC)	1-1	36	0-4	.000	0-2	.000	2-4	.500	1	4	5	4	0-0	4	0	0	2	2.0
Shumpert	2-2	63	8-24	.333	6-17	.353	3-3	1.000	1	5	6	4	3-0	1	1	0	25	12.5
Cauley-Stein	4-4	78	18-29	.621	1-1	1.000	7-15	.467	6	8	14	5	16-0	2	3	2	44	11.0
Ferrell	4-0	62	14-22	.636	6-7	.857	9-11	.818	0	8	8	9	4-0	4	3	1	43	10.8
Bogdanovic	3-1	70	14-35	.400	4-15	.267	0-0	---	3	10	13	12	7-0	1	2	0	32	10.7
Bjelica	4-3	71	16-32	.500	7-17	.412	3-4	.750	1	17	18	5	11-0	2	8	4	42	10.5
Giles	2-0	36	9-16	.563	0-0	---	3-4	.750	3	2	5	2	9-0	1	4	0	21	10.5
Labissiere	1-0	29	3-6	.500	2-3	.667	1-4	.250	0	5	5	1	5-0	0	2	1	9	9.0
Mason	2-0	38	6-11	.545	1-4	.250	5-5	1.000	2	5	7	9	3-0	1	6	0	18	9.0
Brewer (TOT)	2-0	24	4-10	.400	2-5	.400	5-6	.833	0	4	4	3	3-0	1	1	0	15	7.5
Brewer (SAC)	1-0	16	3-8	.375	1-4	.250	5-6	.833	0	2	2	1	2-0	0	1	0	12	12.0
McLemore	1-0	18	1-8	.125	1-5	.200	4-4	1.000	0	3	3	0	3-0	1	0	0	7	7.0
Williams	2-0	49	6-18	.333	0-7	.000	2-3	.667	1	8	9	3	6-0	1	2	2	14	7.0
Jackson	3-0	39	5-12	.417	4-8	.500	0-0	---	0	3	3	4	2-0	0	2	0	14	4.7
Koufos	4-0	56	7-15	.467	0-0	---	0-1	.000	3	14	17	4	10-0	3	2	1	14	3.5
Burks (TOT)	1-0	8	0-0	---	0-0	---	1-2	.500	0	0	0	1	0-0	0	0	0	1	1.0
Burks (SAC)	1-0	8	0-0	---	0-0	---	1-2	.500	0	0	0	1	0-0	0	0	0	1	1.0
Swanigan (TOT)	2-0	16	0-2	.000	0-1	.000	0-0	---	1	4	5	1	1-0	1	1	0	0	0.0
KINGS	4	960	168-366	.459	54-134	.403	82-113	.726	41	128	169	99	104-0	28	59	18	472	118.0
TIMBERWOLVES	4	960	179-366	.489	34-105	.324	92-116	.793	45	153	198	110	99-0	30	61	18	484	121.0

2018-2019 SEASON SERIES (2-2) MINNESOTA TIMBERWOLVES VS. SACRAMENTO

PLAYER	G-GS	MIN	FG-FGA	PCT	3FG-A	PCT	FT-FTA	PCT	OFF	DEF	TOT	AST	PF-DQ	STL	TO	BLK	PTS	AVG
Towns	4-4	126	41-71	.577	9-19	.474	15-17	.882	14	51	65	13	13-0	0	11	9	106	26.5
Rose	4-2	106	26-58	.448	6-14	.429	16-21	.762	2	12	14	21	9-0	1	10	0	74	18.5
Wiggins	3-3	95	17-35	.486	4-15	.267	12-14	.857	1	9	10	8	6-0	3	9	1	50	16.7
Covington (TOT)	2-2	67	10-22	.455	3-8	.375	7-8	.875	3	8	11	2	8-0	2	2	1	30	15.0
Covington (MIN)	2-2	67	10-22	.455	3-8	.375	7-8	.875	3	8	11	2	8-0	2	2	1	30	15.0
Butler	1-1	41	3-12	.250	0-2	.000	7-10	.700	2	6	8	8	1-0	2	3	0	13	13.0
Saric (TOT)	3-1	74	13-20	.650	4-10	.400	7-8	.875	3	13	16	6	8-0	1	2	0	37	12.3
Saric (MIN)	3-1	74	13-20	.650	4-10	.400	7-8	.875	3	13	16	6	8-0	1	2	0	37	12.3
Teague	1-1	32	3-11	.273	0-2	.000	6-7	.857	1	0	1	13	3-0	0	1	0	12	12.0
Dieng	3-0	43	12-18	.667	1-2	.500	2-3	.667	0	13	13	0	6-0	1	3	2	27	9.0
Gibson	4-3	85	16-34	.471	0-2	.000	3-6	.500	16	16	32	5	12-0	1	6	2	35	8.8
Jones	4-1	96	14-27	.519	1-7	.143	6-8	.750	2	8	10	25	9-0	6	5	1	35	8.8
Tolliver	3-0	41	6-15	.400	3-11	.273	4-6	.667	0	5	5	1	6-0	1	1	0	19	6.3
Okogie	4-2	87	8-21	.381	1-7	.143	7-8	.875	0	7	7	6	8-0	6	4	1	24	6.0
Deng	2-0	31	5-9	.556	1-2	.500	0-0	---	1	4	5	2	3-0	4	3	1	11	5.5
Williams	1-0	11	2-4	.500	0-1	.000	0-0	---	0	1	1	0	3-0	1	1	0	4	4.0
Nunnally	2-0	10	3-6	.500	1-2	.500	0-0	---	0	0	0	0	1-0	0	0	0	7	3.5
Bayless (TOT)	1-0	14	0-3	.000	0-1	.000	0-0	---	0	0	0	0	3-0	1	0	0	0	0.0
Bayless (MIN)	1-0	14	0-3	.000	0-1	.000	0-0	---	0	0	0	0	3-0	1	0	0	0	0.0
TIMBERWOLVES	4	960	179-366	.489	34-105	.324	92-116	.793	45	153	198	110	99-0	30	61	18	484	121.0
KINGS	4	960	168-366	.459	54-134	.403	82-113	.726	41	128	169	99	104-0	28	59	18	472	118.0



KEVIN GARNETT

KINGS VS TIMBERWOLVES

DATE	W/L	H/A	SCORE	+/-
1/9/90	W	H	84-70	+14
1/29/90	L	A	91-109	-18
3/21/90	W	H	90-84	+6
3/28/90	L	A	88-93	-5
11/27/90	L	H	80-89	-9
12/18/90	W	H	108-99	+9
1/30/91	L	A	86-95	-9
4/15/91	L	A	94-112	-18
11/9/91	L	H	80-84	-4
12/30/91	W	A	117-109	+8
3/29/92	W	A	112-86	+26
4/11/92	W	H	114-94	+20
12/23/92	W	A	102-96OT	+6
1/23/93	W	H	113-108	+5
2/18/93	L	A	114-121	-7
3/11/93	W	H	109-95	+14
11/19/93	L	A	108-113	-5
12/1/93	L	H	101-111	-10
3/9/94	W	A	104-96	+8
4/2/94	W	H	102-87	+15
12/22/94	W	H	109-89	+20
1/10/95	W	A	98-85	+13
3/1/95	L	H	87-98	-11
3/26/95	W	A	104-98	+6
11/3/95	W	H	95-86	+9
1/15/96	L	A	94-103	-9
2/13/96	L	H	90-94	-4
3/15/96	L	A	87-113	-26
12/3/96	W	A	96-89	+7
12/19/96	W	H	112-105	+7
1/28/97	W	A	91-88	+3
2/18/97	W	H	95-84	+11
12/5/97	L	A	90-101	-11
12/22/97	W	H	89-79	+10
2/22/98	L	A	95-113	-18
3/29/98	L	H	96-104	-8
2/21/99	L	A	90-102	-12
3/12/99	L	H	95-101	-6
4/3/99	L	A	96-105	-9
4/23/99	W	H	105-97	+8
11/5/99	W	H#	100-95	+5
11/6/99	L	A#	101-114	-13
1/31/00	L	A	90-105	-15
4/7/00 # Japan	L	H	92-95	-3
11/4/00	L	A	91-99	-8
1/8/01	W	H	100-97	+3
2/7/01	L	A	88-117	-29
3/30/01	W	H	110-98	+12
12/14/01	L	A	94-114	-20
12/28/01	W	H	125-111	+14
2/3/02	W	A	112-107	+5
4/9/02	W	H	122-103	+19
11/27/02	L	A	74-90	-16
12/3/02	W	H	98-86	+12
1/10/03	L	A	109-115OT	-6
3/5/03	W	H	96-95OT	+1
11/5/03	W	A	125-121OT	+4
12/5/03	L	H	109-112OT	-3
2/19/04	L	A	75-92	-17
4/8/04	L	H	86-94	-8
11/28/04	L	H	110-121	-11
12/10/04	L	A	105-113	-8
1/30/05	W	A	94-84	+10
4/3/05	L	H	100-112	-12
12/4/05	L	H	77-85	-8
12/13/05	W	A	93-91	+2
3/19/06	L	A	89-95	-6
11/1/06	L	A	83-92	-9
11/6/06	W	H	93-81	+12
1/31/07	W	A	100-98	+2
3/21/07	L	H	89-95	-6
11/10/07	W	H	100-93	+7
11/14/07	L	A	103-108	-5
3/7/08	L	H	103-111	-8
10/29/08	L	A	96-98	-2
11/7/08	W	H	121-109	+12
12/15/08	W	H	118-103	+15
4/15/09	W	A	97-90	+6
12/12/09	W	H	120-100	+20
12/18/09	L	A	96-112	-16
3/14/10	W	H	114-100	+14
3/31/10	L	A	99-108	-9
10/27/10	W	A	117-116	+1
11/10/10	L	H	89-98	-8
3/20/11	W	A	127-95	+32
1/16/12	L	A	86-99	-13
2/7/12	L	A	84-86	-2
3/18/12	W	H	115-99	+16
4/2/12	W	H	116-108	+8
11/2/12	L	A	80-92	-12
11/27/12	L	H	89-97	-8
3/21/13	W	H	101-98	+3
1/15/14	W	A	111-108	+3
3/1/14	L	H	97-108	-11
3/16/14	L	A	102-104	-2
4/13/14	W	H	106-103	+3
11/22/14	W	A	113-101	+12
1/1/15	W	A	110-107	+3
4/7/15	W	H	116-111	+5
11/27/15	L	H	91-101	-10
12/18/15	L	A	95-99	-4
3/23/16	L	A	104-113	-9
4/7/16	L	H	97-105	-8
10/29/16	W	H	106-103	+3
12/23/16	W	A	109-105	+4
2/27/17	L	H	88-102	-14
4/1/17	W	A	123-117	+6
12/14/17	L	A	96-119	-23
2/11/18	L	A	106-111	-5
2/26/18	L	H	100-118	-18
11/9/18	W	H	121-110	+11
12/12/18	W	H	141-130	+11
12/17/18	L	A	105-132	-27
2/25/19	L	A	105-112	-7

	OVR	HM	RD	NTL
89-90	2-2	2-0	0-2	
90-91	1-3	1-1	0-2	
91-92	3-1	1-1	2-0	
92-93	3-1	2-0	1-1	
93-94	2-2	1-1	1-1	
94-95	3-1	1-1	2-0	
95-96	1-3	1-1	0-2	
96-97	4-0	2-0	2-0	
97-98	1-3	1-1	0-2	
98-99	1-3	1-1	0-2	
99-00	1-3	0-1	0-1	1-1
00-01	2-2	2-0	0-2	
01-02	3-1	2-0	1-1	
02-03	2-2	2-0	0-2	
03-04	1-3	0-2	1-1	
04-05	1-3	0-2	1-1	
05-06	1-2	0-1	1-1	
06-07	2-2	1-1	1-1	
07-08	1-2	1-1	0-1	
08-09	3-1	2-0	1-1	
09-10	2-2	2-0	0-2	
10-11	2-1	0-1	2-0	
11-12	2-2	2-0	0-2	
12-13	1-2	1-1	0-1	
13-14	2-2	1-1	1-1	
14-15	3-0	1-0	2-0	
15-16	0-4	0-2	0-2	
16-17	3-1	1-1	2-0	
17-18	0-3	0-1	0-2	
18-19	2-2	2-0	0-2	

BACK TO TABLE OF CONTENTS

NEW ORLEANS PELICANS

5800 Airline Drive
Metairie, LA 70003
Phone: (504) 593-4700
Ticket Info: (504) 525-HOOP (4667)
Website: Pelicans.com
Twitter: @pelicansnba
PR Twitter: @pelicansPR

COLORS:

Pelicans Navy | Pelicans Gold | Pelicans Red

HOME COURT (CAPACITY):
Smoothie King Center (16,867) - opened in 1999 (Hornets' 1st game on Oct. 30 2002)

FOUNDED: 2002-03, New Orleans Hornets; 2005-06 New Orleans/Oklahoma City Hornets; 2007-08, New Orleans Hornets; 2013-14 New Orleans Pelicans

HEAD COACH:
Alvin Gentry (College - Appalachian State)
ASSISTANT COACHES:
Jeff Bzdelik (College - University of Illinois at Chicago)
Chris Finch (College - Franklin & Marshall)
Fred Vinson (College - Georgia Tech)
Jamelle McMillan (College - Arizona State)
Michael Ruffin (College - Tulsa)
Joe Boylan (College - Emerson)
HEAD STRENGTH & CONDITIONING COACH:
Jason Sumerlin (College - Texas Tech)
VICE PRESIDENT OF PLAY CARE & PERFORMANCE:
Aaron Nelson (College - Iowa State)
OWNER: Gayle Benson
PRESIDENT: Dennis Lauscha
EXECUTIVE VICE PRESIDENT OF BASKETBALL OPERATIONS: David Griffin
GENERAL MANAGER: Trajan Langdon
VICE PRESIDENT OF BASKETBALL OPERATIONS/ TEAM DEVELOPMENT: Swin Cash
SR. VP OF COMMUNICATIONS/BROADCASTING: Greg Bensel
DIRECTOR OF BASKETBALL COMMUNICATIONS: Matt Ryan
BASKETBALL COMMUNICATIONS MANAGER: Will McClaran
BASKETBALL COMMUNICATIONS AND BROADCASTING COORDINATOR: Chris Trahant
CORPORATE COMMUNICATIONS MANAGER: Jordy Spitale
RADIO: WRNO (99.5 FM), Sean Kelley, John DeShazier, Daniel Sallerson
TV: Fox Sports New Orleans, Joel Meyers, David Wesley, Jen Hale

NBA TITLES WON: None

ALL-TIME NBA RECORD: 643-735 (.466)

2018-19 RECORD: 33-49 (4th in Southwest)

2018-19 PLAYOFF RESULTS: Did not qualify

ALL-TIME SERIES (17 years)

	OVERALL	HOME	ROAD
Sac-Era	26-33	17-12	9-21
All-Time	26-33	17-12	9-21

CURRENT STREAKS

	OVERALL	HOME	ROAD
Kings	L1	L2	W2

2019-20 SERIES SCHEDULE

DATE	SITE	TIME (PST)
1/4	Golden 1 Center	7:00 p.m.
3/11	Golden 1 Center	7:00 p.m.
3/22	Smoothie King Center	4:00 p.m.

2018-19 VS. PELICANS (1-3)

DATE	SITE	RESULT
10/19	Smoothie King Center	L, 129-149
12/23	Golden 1 Center	W, 122-117
3/28	Smoothie King Center	L, 118-121
4/7	Golden 1 Center	L, 129-133

SERIES FACTS
Last Home Win: 12/23/18 (122-117)
Last Road Win: 1/30/18 (114-103)
Last Home Loss: 4/7/19 (129-133)
Last Road Loss: 3/28/19 (118-121)
Biggest Win: 36 (107-71) vs. NO, 12/19/04
Biggest Loss: 26 (67-93) @ NO/OKC, 11/1/05

2018-2019 SEASON SERIES (1-3) SACRAMENTO KINGS VS. NEW ORLEANS

PLAYER	G-GS	MIN	FG-FGA	PCT	3FG-A	PCT	FT-FTA	PCT	OFF	DEF	TOT	AST	PF-DQ	STL	TO	BLK	PTS	AVG
Fox	4-4	133	32-67	.478	3-8	.375	19-24	.792	4	15	19	40	10-0	8	9	3	86	21.5
Hield	4-4	128	34-65	.523	12-33	.364	4-5	.800	4	11	15	11	6-0	1	10	1	84	21.0
Barnes (TOT)	5-5	162	30-71	.423	14-30	.467	18-22	.818	5	13	18	4	8-0	4	4	1	92	18.4
Barnes (SAC)	2-2	72	13-28	.464	6-10	.600	7-8	.875	2	5	7	1	5-0	1	1	1	39	19.5
Bogdanovic	3-0	79	19-41	.463	8-16	.500	8-9	.889	3	7	10	11	7-0	3	4	1	54	18.0
Mason	1-0	21	7-13	.538	1-2	.500	3-4	.750	0	1	1	6	0-0	1	0	0	18	18.0
Cauley-Stein	4-4	115	29-49	.592	0-0	---	11-15	.733	11	32	43	9	11-0	4	2	4	69	17.3
Bagley	3-0	93	19-40	.475	1-7	.143	9-13	.692	9	21	30	4	7-0	4	3	4	48	16.0
Burks (TOT)	3-2	77	8-20	.400	5-11	.455	11-12	.917	1	4	5	9	7-0	3	3	1	32	10.7
Shumpert	2-1	42	6-11	.545	5-8	.625	2-2	1.000	1	4	5	2	3-0	0	2	1	19	9.5
Bjelica	4-4	69	10-23	.435	4-10	.400	2-2	1.000	2	10	12	3	8-0	0	0	2	26	6.5
Swanigan (TOT)	1-0	15	2-6	.333	1-2	.500	1-2	.500	0	5	5	1	3-0	0	1	0	6	6.0
Giles	2-0	29	4-17	.235	0-1	.000	3-6	.500	3	5	8	1	7-1	2	2	0	11	5.5
Ferrell	4-1	67	7-16	.438	4-9	.444	2-2	1.000	0	8	8	11	3-0	4	3	0	20	5.0
Labissiere	1-0	8	2-4	.500	1-3	.333	0-0	---	1	0	1	0	4-0	0	1	0	5	5.0
Jackson	2-0	41	3-12	.250	2-7	.286	0-0	---	1	4	5	2	2-0	2	1	0	8	4.0
Brewer (TOT)	2-0	28	2-4	.500	2-2	1.000	0-0	---	1	6	7	1	3-0	1	0	0	6	3.0
Brewer (SAC)	2-0	28	2-4	.500	2-2	1.000	0-0	---	1	6	7	1	3-0	1	0	0	6	3.0
McLemore	1-0	6	1-3	.333	1-2	.500	0-0	---	0	0	0	0	0-0	0	0	0	3	3.0
Koufos	2-0	26	1-5	.200	0-0	---	0-2	.000	3	6	9	3	3-0	0	2	3	2	1.0
Williams	1-0	3	0-2	.000	0-1	.000	0-0	---	0	0	0	0	0-0	0	0	0	0	0.0
KINGS	4	960	189-400	.473	50-119	.420	70-92	.761	45	135	180	105	79-1	31	40	20	498	124.5
PELICANS	4	960	201-387	.519	50-127	.394	68-87	.782	46	164	210	116	86-2	22	57	30	520	130.0

2018-2019 SEASON SERIES (3-1) NEW ORLEANS PELICANS VS. SACRAMENTO

PLAYER	G-GS	MIN	FG-FGA	PCT	3FG-A	PCT	FT-FTA	PCT	OFF	DEF	TOT	AST	PF-DQ	STL	TO	BLK	PTS	AVG
Mirotic	1-1	31	14-21	.667	5-9	.556	3-6	.500	2	7	9	2	4-0	0	0	0	36	36.0
Davis	2-2	67	15-32	.469	2-6	.333	19-24	.792	6	21	27	10	3-0	4	5	6	51	25.5
Randle	3-2	86	26-53	.491	4-8	.500	9-15	.600	4	30	34	5	13-1	0	8	0	65	21.7
Holiday	2-2	64	17-32	.531	1-6	.167	7-9	.778	5	8	13	16	5-0	3	5	0	42	21.0
Wood (TOT)	2-1	52	16-30	.533	2-5	.400	5-5	1.000	5	11	16	1	5-0	3	2	2	39	19.5
Wood (NO)	2-1	52	16-30	.533	2-5	.400	5-5	1.000	5	11	16	1	5-0	3	2	2	39	19.5
Payton	3-3	100	22-40	.550	3-12	.250	6-7	.857	2	14	16	29	1-0	1	11	5	53	17.7
Clark	3-2	85	17-36	.472	12-24	.500	4-5	.800	2	2	4	7	8-0	2	5	2	50	16.7
Okafor	4-2	82	20-29	.690	1-1	1.000	4-4	1.000	9	27	36	4	5-0	0	2	5	45	11.3
Moore	2-1	54	10-20	.500	0-6	.000	0-0	---	0	1	1	5	5-0	3	0	1	20	10.0
S. Johnson (TOT)	3-0	54	10-19	.526	4-10	.400	4-4	1.000	1	7	8	5	6-0	3	4	1	28	9.3
S. Johnson (NO)	1-0	20	4-7	.571	2-3	.667	0-0	---	0	2	2	4	3-0	2	1	1	10	10.0
Williams	2-2	60	7-17	.412	3-10	.300	0-0	---	1	9	10	8	4-0	1	3	3	17	8.5
Miller	3-1	74	7-19	.368	5-16	.313	5-5	1.000	1	4	5	5	9-1	0	2	3	24	8.0
Hill	3-0	60	8-18	.444	5-11	.455	1-2	.500	3	9	12	4	8-0	0	2	1	22	7.3
Diallo	3-0	49	9-11	.818	0-0	---	1-1	1.000	4	13	17	3	6-0	1	5	0	19	6.3
Frazier	2-1	27	4-8	.500	2-3	.667	2-2	1.000	2	2	4	8	4-0	2	2	1	12	6.0
Jackson	2-0	20	3-6	.500	1-2	.500	2-2	1.000	0	2	2	3	1-0	0	2	0	9	4.5
Bertans	2-0	29	2-8	.250	2-5	.400	0-0	---	0	2	2	2	2-0	0	0	0	6	3.0
PELICANS	4	960	201-387	.519	50-127	.394	68-87	.782	46	164	210	116	86-2	22	57	30	520	130.0
KINGS	4	960	189-400	.473	50-119	.420	70-92	.761	45	135	180	105	79-1	31	40	20	498	124.5



KINGS VS PELICANS

DATE	W/L	H/A	SCORE	+/-
New Orleans				
12/15/02	W	H	107-92	+15
2/5/03	L	A	84-108	-24
12/18/03	W	A	101-90	+11
4/6/04	W	H	105-91	+14
12/1/04	W	A	94-81	+13
12/19/04	W	H	107-71	+36
1/8/05	L	A	117-121OT	-4
New Orleans/Oklahoma City				
11/1/05	L	A	67-93	-26
12/11/05	W	H	110-100	+10
1/13/06	L	A	76-90	-14
4/16/06	W	H	96-79	+17
1/26/07	L	A	84-88	-4
2/5/07	W	H	105-99	+6
2/14/07	L	A	93-110	-17
4/16/07	L	H	118-125	-7
New Orleans				
10/31/07	L	A	90-104	-14
2/1/08	W	H	112-103	+9
4/12/08	W	H	94-91	+3
11/19/08	W	A	105-96	+9
12/20/08	L	A	90-99	-9
2/23/09	L	H	105-112	-7
3/31/09	L	H	110-111	-1
10/30/09	L	A	92-97	-5
11/29/09	W	H	112-96	+16
12/8/09	L	A	94-96	-2
11/21/10	L	H	71-75	-4
12/15/10	L	A	91-94	-3
1/29/11	W	H	102-96	+6
3/12/11	L	A	103-115	-12
1/1/12	W	H	96-80	+16
2/6/12	W	A	100-92	+8
3/7/12	W	H	99-98	+1
4/11/12	L	A	96-105	-9
1/21/13	L	A	105-114	-9
2/24/13	L	A	95-110	-15
4/10/13	W	H	121-110	+11
12/23/13	L	H	100-113	-13
1/21/14	W	A	114-97	+17
3/3/14	W	H	96-89	+7
3/31/14	W	A	102-97	+5
11/18/14	L	H	100-106	-6
11/25/14	W	A	99-89	+10
3/27/15	L	A	88-102	-14
4/3/15	L	H	95-101	-6
1/13/16	L	H	97-109	-12
1/28/16	L	A	105-114	-9
3/7/16	L	A	112-115	-3
3/16/16	L	H	108-123	-15
11/8/16	W	H	102-94	+8
2/12/17	W	H	105-99	+6
3/31/17	L	A	89-117	-28
11/26/17	L	H	106-114	-9
12/8/17	W	A	116-109OT	+7
1/30/18	W	A	114-103	+11
3/7/18	L	H	101-114	-13
10/19/18	L	A	129-149	-20
12/23/18	W	H	122-117	+5
3/28/19	L	A	118-121	-3
4/7/19	L	H	129-133	-4

	OVR	HM	RD
02-03	1-1	1-0	0-1
03-04	2-0	1-0	1-0
04-05	2-1	1-0	1-1
05-06	2-2	2-0	0-2
06-07	1-3	1-1	0-2
07-08	2-1	2-0	0-1
08-09	1-3	0-2	1-1
09-10	1-2	1-0	0-2
10-11	1-3	1-1	0-2
11-12	3-1	2-0	1-1
12-13	1-2	1-0	0-2
13-14	3-1	1-1	2-0
14-15	1-3	0-2	1-1
15-16	0-4	0-2	0-2
16-17	2-1	2-0	0-1
17-18	2-2	0-2	2-0
18-19	1-3	1-1	0-2

BACK TO TABLE OF CONTENTS

NEW YORK KNICKS

Two Pennsylvania Plaza
New York, NY 10121-0091
Phone: (212) 465-6471
Website: NYKnicks.com
Twitter/Instagram: @nyknicks

COLORS:

Knicks Blue | Knicks Orange | Knicks Silver

HOME COURT (CAPACITY):
Madison Square Garden (19,812) - opened 1968

FOUNDED: 1946-47, New York Knickerbockers

HEAD COACH: David Fizdale (College - San Diego)
ASSISTANT COACHES: Keith Smart (College - Indiana)
Kaleb Canales (College - Texas-Arlington)
Jud Buechler (College - Arizona)
Pat Sullivan (College - North Carolina)
Royal Ivey (College - Texas)
Mike Miller (College - Texas A&M University-Commerce)
CHIEF MEDICAL OFFICER & SENIOR VICE PRESIDENT, PLAYER CARE: Dr. Lisa Callahan (College - East Carolina)
DIRECTOR, TRAINING & CONDITIONING:
Erwin Benedict Valencia (College - University of the Philippines)
HEAD ATHLETIC TRAINER:
Roger Hinds (College - Brooklyn College)
ASSOCIATE ATHLETIC TRAINER:
Anthony Goenaga (College - Long Island University)

EXECUTIVE CHAIRMAN AND CEO, THE MADISON SQUARE GARDEN COMPANY & NBA GOVERNOR: James L. Dolan
PRESIDENT, NEW YORK KNICKS: Steve Mills
GENERAL MANAGER: Scott Perry
SPECIAL ASSISTANT TO THE GENERAL MANAGER: Allan Houston
ASSISTANT GENERAL MANAGER: Gerald Madkins
VICE CHAIRMAN: Gregg Seibert
EXECUTIVE VP & CHIEF COMMUNICATIONS OFFICER: Kim Kerns
DIRECTOR, MEDIA RELATIONS: Gregg Schwartz
RADIO: ESPN Radio (98.7 FM), Ed Cohen, Brendan Brown
TV: MSG Network (cable), Mike Breen, Walt Frazier

NBA TITLES WON: 2, 1969-70, 1972-73

ALL-TIME NBA RECORD: 2778-2943 (.486)

2018-19 RECORD: 17-65 (5th in Atlantic)

2018-19 PLAYOFF RESULTS: Did Not Qualify

ALL-TIME SERIES (71 YEARS)

	OVERALL	HOME	ROAD
Sac-Era	32-35	21-13	11-22
All-Time	156-144		

CURRENT STREAKS

	OVERALL	HOME	ROAD
Kings	W3	W2	W1

2019-20 SERIES SCHEDULE

DATE	SITE	TIME (PST)
11/3	Madison Square Garden	4:30 p.m.
12/13	Golden1 Center	7:00 p.m.

2018-19 VS. KNICKS (2-0)

DATE	SITE	RESULT
3/4	Golden1 Center	W, 115-108
3/9	Madison Square Garden	W, 102-94

SERIES FACTS
Last Home Win: 3/4/19 (115-108)
Last Road Win: 3/9/19 (102-94)
Last Home Loss: 12/9/16 (100-103)
Last Road Loss: 11/7/17 (91-118)
Biggest Win: 40 (134-94) vs. NY, 12/10/61
Biggest Loss: 43 (92-135) vs. NY, 2/6/70

2018-2019 SEASON SERIES (2-0) SACRAMENTO KINGS VS. NEW YORK

PLAYER	G-GS	MIN	FG-FGA	PCT	3FG-A	PCT	FT-FTA	PCT	OFF	DEF	TOT	AST	PF-DQ	STL	TO	BLK	PTS	AVG
Hield	2-2	71	16-40	.400	7-21	.333	8-8	1.000	3	7	10	9	5-0	2	3	2	47	23.5
Fox	2-2	70	16-29	.552	3-6	.500	11-16	.688	0	9	9	11	7-0	5	5	0	46	23.0
Barnes (TOT)	4-4	139	21-50	.420	6-22	.273	18-21	.857	1	22	23	5	6-0	1	4	0	66	16.5
Barnes (SAC)	2-2	74	10-22	.455	4-10	.400	9-10	.900	0	18	18	1	1-0	1	0	0	33	16.5
Giles	2-0	41	9-20	.450	0-0	---	5-6	.833	5	7	12	2	6-0	1	5	0	23	11.5
Bjelica	2-0	53	8-20	.400	4-10	.400	1-1	1.000	4	11	15	7	4-0	2	1	2	21	10.5
Bogdanovic	2-2	66	6-20	.300	4-13	.308	4-5	.800	1	4	5	6	5-0	2	5	1	20	10.0
Cauley-Stein	2-2	55	6-15	.400	0-0	---	4-7	.571	4	15	19	6	3-0	2	0	0	16	8.0
Ferrell	2-0	25	3-8	.375	1-3	.333	0-0	---	0	4	4	1	4-0	0	1	0	7	3.5
Brewer (TOT)	2-0	25	1-4	.250	0-2	.000	2-2	1.000	0	4	4	1	3-0	1	0	1	4	2.0
Brewer (SAC)	2-0	25	1-4	.250	0-2	.000	2-2	1.000	0	4	4	1	3-0	1	0	1	4	2.0
Burks (TOT)	1-1	26	0-6	.000	0-3	.000	1-2	.500	2	5	7	2	0-0	1	1	1	1	1.0
KINGS	2	480	75-178	.421	23-65	.354	44-55	.800	17	79	96	44	38-0	16	21	6	217	108.5
KNICKERBOCKERS	2	480	74-179	.413	22-64	.344	32-49	.653	23	83	106	33	45-1	11	28	10	202	101.0

2018-2019 SEASON SERIES (0-2) NEW YORK KNICKERBOCKERS VS. SACRAMENTO

PLAYER	G-GS	MIN	FG-FGA	PCT	3FG-A	PCT	FT-FTA	PCT	OFF	DEF	TOT	AST	PF-DQ	STL	TO	BLK	PTS	AVG
Trier	2-0	54	11-26	.423	3-9	.333	14-23	.609	1	10	11	0	5-0	3	1	0	39	19.5
Smith (TOT)	2-2	61	15-36	.417	4-11	.364	2-3	.667	3	5	8	10	4-0	3	4	2	36	18.0
Smith (NY)	2-2	61	15-36	.417	4-11	.364	2-3	.667	3	5	8	10	4-0	3	4	2	36	18.0
Jordan (TOT)	2-2	56	10-16	.625	0-0	---	2-2	1.000	16	22	38	4	6-0	0	1	4	22	11.04
Jordan (NY)	1-1	26	6-9	.667	0-0	---	2-2	1.000	6	9	15	1	4-0	0	1	1	14	14.0
Jenkins (TOT)	1-0	13	3-5	.600	3-3	1.000	0-0	---	0	1	1	0	0-0	0	0	0	9	9.0
Jenkins (NY)	1-0	13	3-5	.600	3-3	1.000	0-0	---	0	1	1	0	0-0	0	0	0	9	9.0
Knox	2-2	44	7-18	.389	2-5	.400	2-2	1.000	1	6	7	2	4-0	2	2	0	18	9.0
Vonleh	1-1	34	4-8	.500	0-0	---	1-2	.500	3	10	13	3	2-0	0	3	0	9	9.0
Mudiay	2-0	43	7-17	.412	2-6	.333	1-2	.500	0	6	6	8	4-0	0	6	0	17	8.5
Dotson	2-2	64	6-22	.273	1-9	.111	3-4	.750	0	10	10	6	2-0	0	2	0	16	8.0
Thomas	2-1	40	6-14	.429	2-6	.333	1-2	.500	1	6	7	0	5-0	0	1	0	15	7.5
Robinson	2-0	41	4-6	.667	0-0	---	4-5	.800	5	11	16	0	10-1	1	3	5	12	6.0
Kornet	2-1	39	3-10	.300	3-10	.300	2-4	.500	1	4	5	2	3-0	0	2	2	11	5.5
Ellenson (TOT)	2-0	21	2-8	.250	2-5	.400	0-0	---	2	5	7	1	2-0	2	1	0	6	3.0
Ellenson (NY)	2-0	21	2-8	.250	2-5	.400	0-0	---	2	5	7	1	2-0	2	1	0	6	3.0
KNICKERBOCKERS	2	480	74-179	.413	22-64	.344	32-49	.653	23	83	106	33	45-1	11	28	10	202	101.0
KINGS	2	480	75-178	.421	23-65	.354	44-55	.800	17	79	96	44	38-0	16	21	6	217	108.5



KINGS VS KNICKS

DATE	W/L	H/A	SCORE	+/-
1/13/86	L	A	97-115	-18
2/3/86	W	H	94-90	+4
11/6/86	L	H	95-106	-11
1/10/87	L	A	115-119	-4
1/23/88	W	H	97-94	+3
2/18/88	L	A	104-108	-4
12/10/88	L	A	111-124	-13
1/19/89	W	H	112-106	+6
11/16/89	L	H	102-121	-19
2/1/90	L	A	89-96	-7
11/10/90	L	H	88-93	-5
2/2/91	L	A	78-92	-14
2/18/92	L	A	97-110	-13
2/27/92	W	H	110-109OT	+1
1/12/93	L	H	93-104	-11
3/30/93	L	A	87-109	-22
12/4/93	L	A	101-123	-22
3/1/94	L	H	88-100	-12
12/15/94	L	H	84-94	-10
2/23/95	L	A	90-103	-13
1/13/96	W	A	119-111	+8
2/28/96	W	H	90-85	+5
11/30/96	L	A	101-115	-14
2/20/97	L	H	87-109	-22
11/9/97	W	H	86-78	+8
11/15/97	L	A	87-114	-27
3/24/99	W	H	92-91	+1
1/30/00	L	A	111-120	-9
3/28/00	W	H	103-95	+8
2/25/01	L	A	86-88	-2
3/27/01	W	H	124-117OT	+7
3/14/02	L	A	96-113	-17
4/7/02	W	H	116-82	+34

DATE	W/L	H/A	SCORE	+/-
11/6/02	L	A	88-95	-7
2/23/03	W	H	99-92	+7
11/7/03	L	A	111-114	-3
2/24/04	W	H	107-99	+8
1/4/05	W	A	105-98	+7
2/4/05	W	H	116-115	+1
11/13/05	L	H	95-105	-10
1/25/06	W	A	106-102OT	+4
1/2/07	W	H	112-100	+12
1/15/07	L	A	97-102	-5
11/16/07	W	H	123-118 2OT	+5
1/2/08	W	A	107-97	+10
12/13/08	L	H	90-114	-24
3/20/09	W	A	121-94	+27
11/25/09	W	H	111-97	+14
2/9/10	W	A	118-114OT	+4
11/17/10	L	H	106-113	-5
1/14/11	W	A	93-83	+10
12/31/11	L	H	92-114	-22
2/15/12	L	A	85-100	-15
12/28/12	W	H	106-105	+1
2/2/13	L	A	81-120	-39
2/12/14	W	A	106-101OT	+5
3/26/14	L	H	99-107	-8
12/27/14	W	H	135-129OT	+6
3/3/15*	W	A	124-86	+38
12/10/15	W	H	99-97	+2
3/20/16	W	A	88-80	+8
12/4/16	L	A	98-106	-8
12/9/16	L	H	100-103	-3
11/7/17	L	A	91-118	-27
3/4/18	W	L	102-99	+3
3/4/19	W	H	115-108	+7
3/9/19	W	A	102-94	+8

* 1/26/15 Postponed - Severe weather

	OVR	HM	RD
48-72	108-86		
72-73	0-4	0-2	0-2
73-74	1-3	0-2	1-1
74-75	2-2	1-1	1-1
75-76	1-3	1-1	0-2
76-77	4-0	2-0	2-0
77-78	0-4	0-2	0-2
78-79	2-1	1-0	1-1
79-80	1-1	0-1	1-0
80-81	1-1	1-0	0-1
81-82	2-0	1-0	1-0
82-83	1-1	1-0	0-1
83-84	0-2	0-1	0-1
84-85	1-1	1-0	0-1
85-86	1-1	1-0	0-1
86-87	0-2	0-1	0-1
87-88	1-1	1-0	0-1
88-89	1-1	1-0	0-1
89-90	0-2	0-1	0-1
90-91	0-2	0-1	0-1
91-92	1-1	1-0	0-1
92-93	0-2	0-1	0-1
93-94	0-2	0-1	0-1
94-95	0-2	0-1	0-1
95-96	2-0	1-0	1-0
96-97	0-2	0-1	0-1
97-98	1-1	1-0	0-1
98-99	1-0	1-0	0-0
99-00	1-1	1-0	0-1
00-01	1-1	1-0	0-1
01-02	1-1	1-0	0-1
02-03	1-1	1-0	0-1
03-04	1-1	1-0	0-1
04-05	2-0	1-0	1-0
05-06	1-1	0-1	1-0
06-07	1-1	1-0	0-1
07-08	2-0	1-0	1-0
08-09	1-1	0-1	1-0
09-10	2-0	1-0	1-0
10-11	1-1	0-1	1-0
11-12	0-2	0-1	0-1
12-13	1-1	1-0	0-1
13-14	1-1	0-1	1-0
14-15	2-0	1-0	1-0
15-16	2-0	1-0	1-0
16-17	0-2	0-1	0-1
17-18	1-1	1-0	0-1
18-19	2-0	1-0	1-0

BACK TO TABLE OF CONTENTS

208 Thunder Drive
Oklahoma City, OK 73102
Phone: (405) 208-4800
Website: okcthunder.com
Twitter/Instagram: @okcthunder

COLORS:

Thunder Blue | Thunder Sunset | Thunder Navy | Thunder Yellow

HOME COURT (CAPACITY): Chesapeake Energy Arena (18,203) - opened 2002

FOUNDED: 1967-68, Seattle SuperSonics, 2008-09 Oklahoma City Thunder

HEAD COACH: Billy Donovan (College - Providence)
ASSISTANT COACHES:
Maurice Cheeks (College - West Texas State)
Vin Bhavnani (College - USC)
David Akinyooye
Dave Bliss (College - Cornell)
Mark Daigneault (College - Connecticut)
Brian Keefe (College - UNLV)
Mike Wilks (College - Rice)
DIRECTOR OF QUALITY CONTROL:
Billy Schmidt (College - Wake Forest)
DIRECTOR OF PERFORMANCE ANALYSIS:
Steve Scalzi (College - Boston College)
SR. PLAYER DEVELOPMENT COACH/BASKETBALL AND TEAM PERFORMANCE: Dave Bliss (College - Georgia)
VICE PRESIDENT OF HUMAN & PLAYER PERFORMANCE:
Donnie Strack, DPT, ATC (College - Regis)

CHAIRMAN: Clayton I. Bennett
EXECUTIVE VICE PRESIDENT & GENERAL MANAGER:
Sam Presti
VICE PRESIDENT OF BASKETBALL OPERATIONS:
Troy Weaver
EVP/CHIEF ADMINISTRATIVE OFFICER: Danny Barth
VICE PRESIDENT OF INSIGHT & FORESIGHT: Rob Hennigan
VICE PRESIDENT OF IDENTIFICATION AND INTELLIGENCE:
Will Dawkins
RADIO: WWLS (98.1 FM/640 AM), Matt Pinto
SPANISH RADIO: WKY (930 AM), Eleno Ornales
TV: Fox Sports Oklahoma (cable), Chris Fisher, Michael Cage, Nick "Sparky" Gallo

NBA TITLES WON: 1, 1978-79

ALL-TIME NBA RECORD: 2283-1933 (.539)

2018-19 RECORD: 49-33 (4th in Northwest)

2018-19 PLAYOFF RESULTS: Lost 1-4 to Portland in the First Round.

ALL-TIME SERIES (52 YEARS)

	OVERALL	HOME	ROAD
Sac-Era	53-89	34-37	19-52
All-Time	89-146	55-61	33-83

CURRENT STREAKS

	OVERALL	HOME	ROAD
Kings	W1	L1	W2

2019-20 SERIES SCHEDULE

DATE	SITE	TIME (PST)
12/11	Golden 1 Center	7:00 p.m.
2/29	Golden 1 Center	7:00 p.m.
12/19	Chesapeake Energy Arena	5:00 p.m.

2018-19 VS. THUNDER (1-3)

DATE	SITE	RESULT
10/21	Chesapeake Energy Arena	W, 131-120
11/19	Golden 1 Center	W, 117-113
12/19	Golden 1 Center	L, 113-132
2/23	Chesapeake Energy Arena	W, 119-116

SERIES FACTS
Last Home Win: 11/19/18 (117-113)
Last Road Win: 2/23/19 (119-116)
Last Home Loss: 12/19/18 (113-132)
Last Road Loss: 3/12/18 (101-106)
Biggest Win: 33 (118-85) vs. Sea., 2/18/00
Biggest Loss: 35 (75-110) vs. Sea., 12/20/90

2018-2019 SEASON SERIES (3-1) SACRAMENTO KINGS VS. OKLAHOMA CITY

PLAYER	G-GS	MIN	FG-FGA	PCT	3FG-A	PCT	FT-FTA	PCT	OFF	DEF	TOT	AST	PF-DQ	STL	TO	BLK	PTS	AVG
Hield	4-4	129	38-76	.500	17-33	.515	20-22	.909	0	20	20	11	7-0	3	5	1	113	28.3
Shumpert	2-2	60	18-31	.581	8-18	.444	5-6	.833	0	6	6	4	5-0	7	2	2	49	24.5
Fox	4-4	148	25-56	.446	5-13	.385	20-30	.667	3	8	11	44	9-0	4	14	6	75	18.8
Bagley	3-0	86	19-42	.452	0-3	.000	9-18	.500	12	18	30	5	8-0	3	7	6	47	15.7
Bogdanovic	2-1	49	11-22	.500	6-14	.429	3-3	1.000	1	8	9	4	4-0	2	6	0	31	15.5
Barnes (TOT)	4-4	114	21-42	.500	9-20	.450	8-10	.800	2	13	15	2	11-0	3	6	0	59	14.8
Barnes (SAC)	1-1	32	3-12	.250	0-3	.000	1-2	.500	1	2	3	1	2-0	0	0	0	7	7.0
Bjelica	3-3	76	14-22	.636	5-9	.556	1-2	.500	4	15	19	5	8-0	4	5	2	34	11.3
Cauley-Stein	4-4	115	21-43	.488	0-0	---	3-6	.500	10	29	39	13	8-0	4	5	0	45	11.3
Jackson	3-1	72	9-17	.529	4-8	.500	2-2	1.000	0	12	12	6	3-0	2	2	1	24	8.0
Ferrell	3-0	48	7-18	.389	1-7	.143	4-5	.800	1	6	7	5	2-0	1	3	1	19	6.3
Giles	3-0	49	8-21	.381	0-0	---	3-4	.750	5	15	20	5	12-0	2	1	2	19	6.3
Burks (TOT)	1-0	16	1-3	.333	0-0	---	2-2	1.000	0	1	1	0	2-0	0	0	0	4	4.0
Burks (SAC)	1-0	16	1-3	.333	0-0	---	2-2	1.000	0	1	1	0	2-0	0	0	0	4	4.0
Koufos	1-0	13	1-2	.500	0-0	---	2-4	.500	2	2	4	1	5-0	0	1	0	4	4.0
Mason	2-0	16	2-5	.400	0-0	---	1-2	.500	0	3	3	1	2-0	0	1	0	5	2.5
Labissiere	2-0	18	1-7	.143	0-2	.000	1-2	.500	0	3	3	1	3-0	0	0	0	3	1.5
Williams	1-0	19	0-2	.000	0-2	.000	1-2	.500	2	3	5	1	1-0	0	2	0	1	1.0
McLemore	2-0	15	0-3	.000	0-1	.000	0-0	---	1	1	2	2	2-0	0	0	2	0	0.0
KINGS	4	960	178-382	.466	46-113	.407	78-112	.696	42	152	194	109	83-0	32	57	23	480	120.0
THUNDER	4	960	182-419	.434	48-158	.304	69-101	.683	65	164	229	89	101-1	29	63	24	481	120.3

2018-2019 SEASON SERIES (1-3) OKLAHOMA CITY THUNDER VS. SACRAMENTO

PLAYER	G-GS	MIN	FG-FGA	PCT	3FG-A	PCT	FT-FTA	PCT	OFF	DEF	TOT	AST	PF-DQ	STL	TO	BLK	PTS	AVG
Westbrook	4-4	142	48-97	.495	11-33	.333	14-28	.500	7	39	46	36	16-0	10	21	1	121	30.3
George	4-4	146	38-88	.432	13-40	.325	24-25	.960	4	36	40	17	13-0	3	15	1	113	28.3
Adams	4-4	133	21-36	.583	0-0	---	10-19	.526	28	33	61	3	9-0	5	8	4	52	13.0
Morris (TOT)	2-1	57	8-18	.444	2-10	.200	5-7	.714	1	14	15	1	8-0	0	3	4	23	11.5
Morris (OKC)	1-0	20	2-8	.250	1-5	.200	5-5	1.000	1	7	8	0	5-0	0	0	2	10	10.0
Schroder	3-0	84	13-45	.289	3-17	.176	5-6	.833	4	7	11	15	10-0	2	8	1	34	11.3
Grant	4-3	118	17-41	.415	4-12	.333	7-12	.583	5	9	14	2	10-0	1	3	4	45	11.3
Diallo	3-1	60	12-18	.667	3-5	.600	2-2	1.000	1	8	9	3	7-0	4	2	1	29	9.7
Ferguson	3-3	78	10-30	.333	5-17	.294	1-2	.500	5	1	6	1	10-0	1	2	0	26	8.7
Luwawu-Cabarrot	2-0	26	5-8	.625	1-3	.333	0-1	.000	2	3	5	2	2-0	1	0	0	11	5.5
Noel	3-0	47	7-14	.500	0-0	---	0-0	---	8	9	17	2	10-1	1	1	7	14	4.7
Abrines	2-0	29	3-8	.375	3-8	.375	0-0	---	0	2	2	3	4-0	0	0	0	9	4.5
Patterson	3-1	38	2-15	.133	2-14	.143	1-1	1.000	0	4	4	2	0-0	1	0	2	7	2.3
Burton	3-0	17	2-6	.333	1-2	.500	0-0	---	0	2	2	0	2-0	0	1	1	5	1.7
Felton	2-0	11	1-2	.500	1-1	1.000	0-0	---	0	2	2	3	0-0	0	0	0	3	1.5
Nader	2-0	11	1-3	.333	0-1	.000	0-0	---	0	2	2	0	3-0	0	1	0	2	1.0
THUNDER	4	960	182-419	.434	48-158	.304	69-101	.683	65	164	229	89	101-1	29	63	24	481	120.3
KINGS	4	960	178-382	.466	46-113	.407	78-112	.696	42	152	194	109	83-0	32	57	23	480	120.0

OKLAHOMA CITY THUNDER



NATE McMILLAN

KINGS VS THUNDER

DATE	W/L	H/A	SCORE	+/-
Seattle				
11/9/85	W	H	98-93	+5
1/18/86	W	H	98-96OT	+2
2/6/86	W	H	115-106	+9
2/25/86	W	A	102-100	+2
3/27/86	W	A	103-101	+2
11/1/86	L	A	103-114	-11
11/18/86	L	A	105-119	-14
1/17/87	W	H	125-115	+10
3/15/87	W	H	107-106	+1
3/31/87	L	A	129-132	-3
12/17/87	L	A	109-114	-5
1/10/88	W	H	109-108	+1
1/26/88	L	H	100-116	-16
2/26/88	L	A	130-133	-3
3/9/88	L	H	97-106	-9
11/8/88	L	H	75-97	-22
12/17/88	L	A	111-141	-30
1/5/89	L	A	106-120	-14
1/14/89	L	H	93-102	-9
2/25/89	W	A	97-94	+3
2/27/89	L	H	107-116	-9
11/4/89	W	H	107-100	+7
2/23/90	L	A	85-97	-12
4/9/90	W	A	106-105	+1
4/19/90	L	H	118-130OT	-12
12/20/90	L	H	75-110	-35
12/22/90	L	A	93-121	-28
1/12/90	W	H	101-85	+16
3/2/91	L	A	106-120	-14
4/3/91	L	A	91-106	-15
11/5/91	L	A	87-98	-11
12/26/91	L	H	106-115OT	-9
2/29/92	W	H	115-110	+4
4/2/92	L	H	103-111	-8
4/17/92	L	A	106-130	-24
11/14/92	L	A	117-133	-16
11/23/92	W	H	103-99	+4
2/26/93	L	H	120-141	-21
3/18/93	L	A	111-131	-20
4/9/93	L	A	97-111	-14
11/24/93	L	H	93-120	-27
1/7/94	L	A	93-102	-9
1/19/94	L	H	95-114	-19
3/5/94	L	A	98-114	-16
3/6/94	L	H	85-102	-17
11/9/94	W	A	108-100	+8
12/8/94	W	H	103-91	+12
12/26/94	L	A	103-123	-20
3/31/95	L	A	95-120	-25
4/21/95	W	H	105-97	+8
12/8/95	L	H	103-120	-17
2/24/96	L	A	91-104	-13
3/24/96	L	H	110-112	-2
4/10/96	L	A	89-108	-19
11/11/96	L	H	94-110	-16
11/16/96	L	A	96-108	-12
3/22/97	L	A	99-113	-14
4/6/97	W	H	113-101	+12
11/28/97	L	A	96-113	-17
12/26/97	L	H	95-111	-16
1/26/98	W	H	111-92	+19
2/23/98	L	A	83-109	-26
3/23/98	L	A	83-109	-26
2/17/99	W	A	109-106OT	+3
3/1/99	L	H	102-105OT	-3
4/6/99	W	A	112-106OT	+6
4/15/99	L	H	98-99OT	-1
12/29/99	W	A	113-104	+9
2/18/00	W	H	118-85	+33
3/31/00	L	A	108-123	-15
4/18/00	L	H	112-119OT	-7
11/25/00	W	H	125-101	+24
12/20/00	L	A	85-89	-4
12/23/00	W	H	97-92	+5
1/21/01	L	A	107-109	-2
10/30/01	W	H	101-95	+6
12/19/01	L	A	92-104	-12
1/31/02	W	A	99-95	+4
2/17/02	L	H	116-126	-10
11/15/02	L	A	97-111	-14
1/30/03	W	A	95-77	+18
2/14/03	W	H	110-81	+29
4/8/03	W	H	107-85	+22
1/4/04	W	H	130-99	+31
1/7/04	L	A	93-104	-11
1/31/04	W	A	110-103	+7
2/3/04	W	H	117-101	+16
11/10/04	L	A	78-108	-30
2/1/05	L	H	101-106	-5
2/10/05	L	A	107-115	-8
4/5/05	W	H	122-101	+21
11/20/05	L	A	104-106	-2
12/10/05	W	A	123-104	+19
3/21/06	W	H	105-96	+9
4/18/06	W	H	111-105	+6
11/24/06	W	A	109-100	+9
2/10/07	W	A	114-93	+21
2/11/07	L	H	103-114	-11
11/6/07	W	H	104-98	+6
1/27/08	W	A	103-101	+2
2/6/08	L	H	92-105	-13
3/30/08	W	A	120-107	+13
Oklahoma City				
2/1/09	W	H	112-118OT	+4
2/8/09	L	A	113-116	-3
3/10/09	L	H	98-99	-1
10/28/09	L	A	89-102	-13
11/10/09	W	H	101-98	+3
3/2/10	L	A	107-113	-6
3/7/10	L	H	102-108	-6
12/17/10	L	A	87-102	-15
2/12/11	L	H	97-99	-2
2/15/11	L	A	96-126	-30
4/11/11	L	H	112-120	-8
2/9/12	W	H	106-101	+5
4/13/12	L	A	89-115	-26
4/20/12	L	H	92-103	-11
4/24/12	L	A	110-118	-8
12/14/12	L	A	103-113	-13
1/25/13	L	H	95-105	-10
4/15/13	L	A	95-104	-9
12/3/13	L	H	95-97	-2
1/19/14	L	A	93-108	-15
3/28/14	L	A	81-94	-13
4/8/14	L	H	92-107	-15
11/9/14	L	A	93-101	-8
12/16/14	L	H	92-104	-12
1/7/15	W	H	104-83	+21
4/10/15	L	A	103-116	-13
12/6/15	L	A	95-98	-3
1/4/16	W	A	116-104	+12
2/29/16	L	H	116-131	-15
4/9/16	W	H	114-112	+2
11/23/16	W	H	116-101	+15
1/15/17	L	H	118-122	-4
3/18/17	L	A	94-110	-16
11/7/17	W	H	94-86	+8
1/15/18	L	A	88-95	-13
2/22/18	L	H	107-110	-3
3/12/18	L	A	101-106	-5
10/21/18	W	A	131-120	+11
11/19/18	W	H	117-113	+4
12/19/18	L	H	113-132	-19
2/23/19	W	A	119-116	+3

	OVR	HM	RD	NTL
67-68	6-1	3-0	2-0	1-1
68-69	3-3	2-0	1-2	0-1
69-70	1-5	1-2	0-3	
70-71	1-4	1-2	0-2	
71-72	0-5	0-2	0-3	
72-73	4-2	2-1	2-1	
73-74	2-4	1-2	1-2	
74-75	1-3	0-2	1-1	
75-76	2-3	1-2	1-1	
76-77	1-3	1-1	0-2	
77-78	1-3	0-2	1-1	
78-79	2-2	2-0	0-2	
79-80	3-3	2-1	1-2	
80-81	2-3	1-1	1-2	
81-82	2-3	1-2	1-1	
82-83	1-4	1-1	0-3	
83-84	1-4	0-3	1-1	
84-85	3-2	2-0	1-2	
85-86	5-0	3-0	2-0	
86-87	2-3	2-0	0-3	
87-88	1-4	1-2	0-2	
88-89	1-5	0-3	1-2	
89-90	2-2	1-1	1-1	
90-91	1-4	1-1	0-3	
91-92	1-4	1-2	0-2	
92-93	1-4	1-1	0-3	
93-94	0-5	0-3	0-2	
94-95	3-2	2-0	1-2	
95-96	0-4	0-2	0-2	
96-97	1-3	1-1	0-2	
97-98	1-3	1-1	0-2	
98-99	2-2	0-2	2-0	
99-00	2-2	1-1	1-1	
00-01	2-2	2-0	0-2	
01-02	2-2	1-1	1-1	
02-03	3-1	2-0	1-1	
03-04	3-1	2-0	1-1	
04-05	1-3	1-1	0-2	
05-06	3-1	2-0	1-1	
06-07	2-1	0-1	2-0	
07-08	3-1	1-1	2-0	
08-09	1-2	1-1	0-1	
09-10	1-3	1-1	0-2	
10-11	0-4	0-2	0-2	
11-12	1-3	1-1	0-2	
12-13	0-3	0-1	0-2	
13-14	0-4	0-2	0-2	
14-15	1-3	1-1	0-2	
15-16	2-2	1-1	1-1	
16-17	1-2	1-1	0-1	
17-18	1-3	1-1	0-2	
18-19	3-1	1-1	2-0	

BACK TO TABLE OF CONTENTS

ORLANDO MAGIC

8701 Maitland Summit Boulevard
Orlando, FL 32810
Phone: (407) 916-2400
PR Fax: (407) 916-2830
Website: Orlandomagic.com;
Twitter/Instagram: @orlandomagic
PR Twitter: Magic_PR

COLORS:

Magic Blue | Magic Black | Magic Silver

HOME COURT (CAPACITY):
Amway Center (18,846) - opened 1989

FOUNDED: 1989-90 expansion team, Orlando Magic

HEAD COACH:
Steve Clifford (College - Maine-Farmington)
ASSISTANT COACHES:
Mike Batiste (College - Arizona State)
Tyrone Corbin (College - DePaul)
Pat Delany (College - Saint Anselm)
Steve Hetzel (College - Michigan State)
Bruce Kreutzer (College - New Paltz)
ASSOCIATE COACH/PLAYER DEVELOPMENT: Rick Higgins
HIGH PERFORMANCE DIRECTOR:
David Tenney (College - Virgina Tech)
ATHLETIC TRAINER:
Ernest Eugene (College - East Tennessee)
STRENGTH AND CONDITIONING COACH:
Luke Storey (College - University of Chichester)
CHAIRMAN: Dan DeVos
CHIEF EXECUTIVE OFFICER/ALTERNATE GOVERNOR: Alex Martins
PRESIDENT OF BASKETBALL OPERATIONS: Jeff Weltman
GENERAL MANAGER: John Hammond
ASSISTANT GENERAL MANAGER: Pete D'Alessandro
ASSISTANT GENERAL MANAGER: Matt Lloyd
DIRECTOR OF PLAYER DEVELOPMENT & BASKETBALL OPERATIONS: Becky Bonner
CHIEF COMMUNICATIONS OFFICER: Joel Glass
SR. DIRECTOR OF COMMUNICATIONS: George Galante
DIRECTOR OF PUBLIC RELATIONS: Trish Wingerson
COMMUNICATIONS MANAGER: Brooke Brumbelow
RADIO: FM 96.9 The Game (FM 96.9), Dennis Neumann, Richie Adubato
RADIO (SPANISH): Salsa 98.1 FM 9WNUE-FM), Joey Colon
TV: Fox Sports Florida, David Steele, Jeff Turner, Dante Marchitelli

NBA TITLES WON: None

ALL-TIME NBA RECORD: 1158-1254 (.480)

2018-19 RECORD: 42-40 (1st in Southeast)

2018-19 PLAYOFF RESULTS: Lost 1-4 to Toronto in the First Round

ALL-TIME SERIES (30 YEARS)

	OVERALL	HOME	ROAD
Sac-Era	33-27	20-10	13-17
All-Time	33-27	20-10	13-17

CURRENT STREAKS

	OVERALL	HOME	ROAD
Kings	W5	W3	W2

2019-20 SERIES SCHEDULE

DATE	SITE	TIME (PST)
1/13	Golden 1 Center	7:00 p.m.
3/21	Amway Center	4:00 p.m.

2018-19 VS. MAGIC (2-0)

DATE	SITE	RESULT
10/30	Amway Center	W, 111-95
1/7	Golden 1 Center	W, 107-99

SERIES FACTS
Last Home Win: 1/7/19 (111-95)
Last Road Win: 10/30/18 (107-99)
Last Home Loss: 3/11/16 (100-107)
Last Road Loss: 3/6/15 (114-119)
Biggest Win: 30 (122-92) vs. Orl., 11/21/03
Biggest Loss: 32 (107-139) vs. Orl., 1/13/09

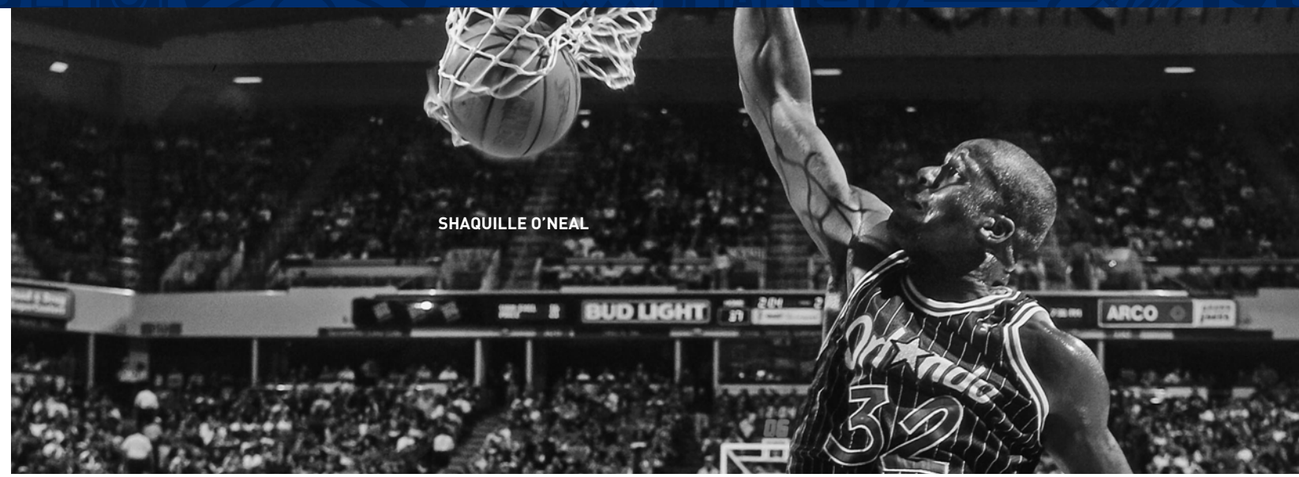

SHAQUILLE O'NEAL

2018-2019 SEASON SERIES (2-0) SACRAMENTO KINGS VS. ORLANDO

PLAYER	G-GS	MIN	FG-FGA	PCT	3FG-A	PCT	FT-FTA	PCT	OFF	DEF	TOT	AST	PF-DQ	STL	TO	BLK	PTS	AVG
Hield	2-2	64	14-25	.560	4-10	.400	6-6	1.000	0	14	14	4	4-0	0	2	1	38	19.0
Fox	2-2	53	15-27	.556	0-6	.000	4-8	.500	1	4	5	7	7-0	7	6	0	34	17.0
Bogdanovic	1-1	32	6-15	.400	3-8	.375	0-0	---	0	8	8	7	1-0	1	2	0	15	15.0
Bjelica	2-2	52	10-19	.526	3-7	.429	2-4	.500	1	11	12	3	1-0	2	2	1	25	12.5
Cauley-Stein	2-2	47	11-26	.423	0-0	---	3-6	.500	4	18	22	3	5-0	1	3	0	25	12.5
Williams	1-0	34	5-9	.556	2-5	.400	0-0	---	0	5	5	1	5-0	0	0	2	12	12.0
Ferrell	1-0	26	3-9	.333	2-5	.400	2-2	1.000	0	3	3	4	1-0	2	0	0	10	10.0
Bagley	2-0	43	5-14	.357	2-5	.400	6-10	.600	6	9	15	3	3-0	1	3	2	18	9.0
Giles	1-0	17	3-5	.600	0-1	.000	1-2	.500	0	6	6	2	3-0	1	2	2	7	7.0
Mason	2-0	27	5-11	.455	0-2	.000	3-5	.600	0	0	0	5	2-0	3	2	0	13	6.5
Jackson	2-1	47	4-11	.364	2-5	.400	1-1	1.000	2	2	4	5	1-0	0	0	0	11	5.5
Koufos	2-0	26	4-7	.571	0-0	---	0-2	.000	3	9	12	2	4-0	0	2	2	8	4.0
Labissiere	1-0	5	1-1	1.000	0-0	---	0-0	---	0	1	1	0	0-0	0	0	0	2	2.0
McLemore	1-0	6	0-3	.000	0-2	.000	0-0	---	0	1	1	0	1-0	1	0	0	0	0.0
KINGS	2	480	86-182	.473	18-56	.321	28-46	.609	17	91	108	46	38-0	19	24	10	218	109.0
MAGIC	2	480	68-178	.382	24-80	.300	34-46	.739	16	78	94	43	37-0	18	33	9	194	97.0

2018-2019 SEASON SERIES (0-2) ORLANDO MAGIC VS. SACRAMENTO

PLAYER	G-GS	MIN	FG-FGA	PCT	3FG-A	PCT	FT-FTA	PCT	OFF	DEF	TOT	AST	PF-DQ	STL	TO	BLK	PTS	AVG
Ross	2-0	51	14-29	.483	8-19	.421	1-1	1.000	0	3	3	4	7-0	5	2	0	37	18.5
Vucevic	2-2	52	12-25	.480	1-4	.250	8-10	.800	7	21	28	8	2-0	2	4	2	33	16.5
Gordon	2-2	68	10-28	.357	3-12	.250	5-8	.625	4	15	19	4	3-0	3	2	2	28	14.0
Fournier	2-2	54	7-21	.333	5-12	.417	5-5	1.000	0	3	3	3	5-0	1	6	0	24	12.0
Iwundu	1-0	26	4-10	.400	0-1	.000	3-4	.750	0	5	5	1	1-0	0	2	0	11	11.0
Briscoe	1-0	17	3-8	.375	2-4	.500	1-4	.250	0	1	1	4	3-0	2	1	0	9	9.0
Augustin	2-2	46	3-13	.231	2-9	.222	6-6	1.000	2	4	6	4	4-0	2	2	0	14	7.0
Simmons	2-0	37	5-16	.313	1-6	.167	1-2	.500	1	2	3	6	0-0	0	6	0	12	6.0
Isaac	2-2	48	4-14	.286	0-7	.000	3-3	1.000	1	3	4	1	3-0	2	2	0	11	5.5
Martin	1-0	6	2-2	1.000	0-0	---	0-0	---	0	3	3	0	1-0	0	1	0	4	4.0
Bamba	2-0	37	3-7	.429	1-2	.500	0-1	.000	0	12	12	1	5-0	1	3	5	7	3.5
Grant	2-0	27	1-4	.250	1-4	.250	1-2	.500	1	1	2	7	2-0	0	1	0	4	2.0
Birch	1-0	11	0-1	.000	0-0	---	0-0	---	0	5	5	0	1-0	0	0	0	0	0.0
MAGIC	2	480	68-178	.382	24-80	.300	34-46	.739	16	78	94	43	37-0	18	33	9	194	97.0
KINGS	2	480	86-182	.473	18-56	.321	28-46	.609	17	91	108	46	38-0	19	24	10	218	109.0

KINGS VS MAGIC

DATE	W/L	H/A	SCORE	+/-
11/21/89	L	H	113-115	-2
3/1/90	W	A	114-100	+14
12/15/90	W	H	117-108	+9
1/7/91	L	A	83-111	-28
2/24/91	L	A	90-120	-30
4/11/9	W	H	104-96	+8
11/23/91	W	A	95-93	+2
12/12/91	W	H	106-100	+6
12/17/92	L	A	91-112	-21
2/1/93	L	H	115-119	-4
12/19/93	L	H	91-97	-6
12/27/94	L	A	110-122	-12
11/30/94	L	A	107-114	-7
3/28/95	W	H	117-106	+11
12/2/95	W	H	109-106	+3
2/6/96	L	A	102-112	-10
12/8/96	W	H	91-84	+7
3/25/97	L	A	103-114	-11
11/12/97	W	A	115-89	+26
1/14/98	W	H	108-96	+12
2/22/99	L	A	96-107	-11
11/30/99	W	A	111-102	+9
1/20/00	W	H	111-103	+8
11/14/00	W	H	96-82	+14
3/13/01	W	A	114-108^{OT}	+6
11/9/01	L	A	105-115	-10
12/11/01	W	A	112-100	+12
11/5/02	L	A	121-125	-4
11/17/02	W	H	101-99	+2
11/21/03	W	H	122-92	+30
3/7/04	W	A	107-90	+17
3/2/05	L	A	114-111	-3
3/15/05	W	H	105-94	+11
1/15/06	W	H	104-100	+4
1/21/06	L	A	78-83^{OT}	-10
12/4/06	L	H	89-92	-3
3/17/07	W	A	95-83	+12
1/8/08	W	H	104-100	+4
2/24/08	L	A	93-112	-19
11/1/08	L	A	103-121	-18
1/13/09	L	H	107-139	-32
1/12/10	L	H	88-109	-21
1/22/10	L	A	84-100	-16
2/23/11	W	A	111-105	+6
3/9/11	L	H	102-106	-4
1/8/12	L	H	97-104	-7
12/7/12	W	H	91-82	+9
2/27/13	W	A	125-101	+24
12/21/13	W	A	105-100	+5
1/10/14	W	H	103-83	+20
12/6/14	L	H	96-105	-9
3/6/15	L	A	114-119	-5
11/21/15	W	A	97-91	+6
3/11/16	L	H	100-107	-7
11/3/16	L	A	94-102	-8
3/13/17	W	H	120-115	+5
1/23/18	W	A	105-99	+6
3/9/18	W	H	94-88	+6
10/30/18	W	A	107-99	+8
1/7/19	W	H	111-95	+16

	OVR	HM	RD
89-90	1-1	0-1	1-0
90-91	2-2	2-0	0-2
91-92	2-0	1-0	1-0
92-93	0-2	0-1	0-1
93-94	0-2	0-1	0-1
94-95	1-1	1-0	0-1
95-96	1-1	1-0	0-1
96-97	1-1	1-0	0-1
97-98	2-0	1-0	1-0
98-99	0-1	0-0	0-1
99-00	2-0	1-0	1-0
00-01	2-0	1-0	1-0
01-02	1-1	1-0	0-1
02-03	1-1	1-0	0-1
03-04	2-0	1-0	1-0
04-05	1-1	1-0	0-1
05-06	1-1	1-0	0-1
06-07	1-1	1-0	0-1
07-08	1-1	1-0	0-1
08-09	0-2	0-1	0-1
09-10	0-2	0-1	0-1
10-11	1-1	0-1	1-0
11-12	0-1	0-1	0-0
12-13	2-0	1-0	1-0
13-14	2-0	1-0	1-0
14-15	0-2	0-1	0-1
15-16	1-1	0-1	1-0
16-17	1-1	1-0	0-1
17-18	2-0	1-0	1-0
18-19	2-0	1-0	1-0

BACK TO TABLE OF CONTENTS

PHILADELPHIA 76ERS

3 Banner Way
Camden, NJ 08103
Phone: (215) 339-7600
Ticket Information: (215) 339 7676
Website: Sixers.com
Twitter/Instagram: @sixers;
PR Twitter: @SixersStats

COLORS:

76ers Blue | 76ers Red | 76ers Navy | 76ers Silver

HOME COURT (CAPACITY):
Wells Fargo Center (20,155) - opened 1996

FOUNDED: 1949-50, Syracuse Nationals; 1963-64, Philadelphia 76ers

HEAD COACH:
Brett Brown (College – Boston University)
ASSISTANT COACHES: Joseph Blair (College - Arizona)
John Bryant (College - Saint Joseph's)
Ime Udoka (College - Portland State)
Kevin Young (College - Clayton State (GA))
SR. ADVISOR TO HEAD COACH: Jim O'Brien
DIRECTOR OF PLAYER DEVELOPMENT:
Chris Babcock (Minnesota State)
MEDICAL DIRECTOR:
Scott Epsley (College -University of Queensland)
PERFORMANCE DIRECTOR: Lorena Torres (College - National Institute of Physical Ed. and Sport Science)
HEAD ATHLETIC TRAINER:
Kevin Johnson (College - Indiana State)
MANAGING PARTNER: Josh Harris
CO-MANAGING PARTNER: David Blitzer
CHIEF EXECUTIVE OFFICER: Scott O'Neil
PRESIDENT, BUSINESS OPERATIONS: Chris Heck
GENERAL MANAGER: Elton Brand
EXECUTIVE VP, BASKETBALL OPERATIONS: Alex Rucker
ASSISTANT GENERAL MANAGER: Ned Cohen
SENIOR VP, PLAYER PERSONNEL: Marc Eversley
VP, PLAYER DEVELOPMENT: Annelie Schmittel
VP, SCOUTING: Vince Rozman
VP, RESEARCH & DEVELOPMENT: Sergi Oliva
SR. VP, COMMUNICATIONS: Dave Sholler
VP, CORPORATE COMMUNICATIONS: Lara Toscani Weems
SR. DIRECTOR, PUBLIC RELATIONS: Patrick Rees
MANAGER, MEDIA RELATIONS: Rob King
COMMUNICATIONS COORDINATOR: Zack Neiner
RADIO: The Fanatic (97.5 FM), Tom McGinnis
TV: NBC Sports Philadelphia (cable), NBC Sports Philadelphia+, Marc Zumoff, Alaa Abdelnaby, Serena Winters

NBA TITLES WON: 3, 1954-55, 1966-67, 1982-83

ALL-TIME NBA RECORD: 2857-2693 (.515)

2018-19 RECORD: 51-31 (2nd in Atlantic)

2018-19 PLAYOFF RESULTS: Won 4-1 over Brooklyn in the First Round; Lost 3-4 to Toronto in the Eastern Conference Semifinals

ALL-TIME SERIES (70 YEARS)

	OVERALL	HOME	ROAD
Sac-Era	33-33	20-12	13-21
All-Time	128-164		

CURRENT STREAKS

	OVERALL	HOME	ROAD
Kings	L1	W3	L1

2019-20 SERIES SCHEDULE

DATE	SITE	TIME (PST)
11/27	Wells Fargo Center	4:00 p.m.
3/5	Golden 1 Center	7:00 p.m.

2018-19 VS. 76ERS (1-1)

DATE	SITE	RESULT
2/2	Golden1 Center	W, 115-108
3/15	Wells Fargo Center	L, 114-123

SERIES FACTS
Last Home Win: 2/2/19 (115-108)
Last Road Win: 2/10/16 (114-100)
Last Home Loss: 12/30/15 (105-110)
Last Road Loss: 3/15/19 (114-123)
Biggest Win: 56 (154-98) vs. Phil., 1/2/93
Biggest Loss: 37 (87-124) @ Syracuse, 11/16/60

2018-2019 SEASON SERIES (1-1) SACRAMENTO KINGS VS. PHILADELPHIA

PLAYER	G-GS	MIN	FG-FGA	PCT	3FG-A	PCT	FT-FTA	PCT	OFF	DEF	TOT	AST	PF-DQ	STL	TO	BLK	PTS	AVG
Hield	2-2	66	16-35	.457	9-21	.429	7-8	.875	2	9	11	3	6-0	2	2	0	48	24.0
Fox	2-2	64	9-23	.391	2-3	.667	15-17	.882	0	5	5	14	5-0	3	7	1	35	17.5
Cauley-Stein	2-2	63	14-16	.875	0-0	---	4-7	.571	4	12	16	5	5-0	2	2	0	32	16.0
Bagley	2-0	53	12-25	.480	0-3	.000	5-6	.833	4	13	17	2	2-0	2	3	0	29	14.5
Barnes (TOT)	2-2	59	8-20	.400	4-9	.444	3-6	.500	1	10	11	5	5-0	0	3	0	23	11.5
Barnes (SAC)	1-1	33	6-11	.545	4-6	.667	0-2	.000	0	6	6	3	2-0	0	1	0	16	16.0
Bogdanovic	2-0	49	7-26	.269	2-12	.167	1-1	1.000	0	3	3	3	2-0	1	0	1	17	8.5
Brewer (TOT)	1-0	15	3-5	.600	0-1	.000	2-2	1.000	1	2	3	2	3-0	0	0	0	8	8.0
Brewer (SAC)	1-0	15	3-5	.600	0-1	.000	2-2	1.000	1	2	3	2	3-0	0	0	0	8	8.0
Giles	2-0	33	7-13	.538	0-0	---	2-2	1.000	4	6	10	5	5-0	1	2	0	16	8.0
Shumpert	1-1	30	2-7	.286	1-4	.250	1-1	1.000	0	4	4	3	0-0	0	2	1	6	6.0
Ferrell	2-0	32	5-8	.625	1-3	.333	0-0	---	0	2	2	3	4-0	2	1	0	11	5.5
Bjelica	2-2	31	4-16	.250	1-4	.250	0-0	---	7	4	11	1	5-0	0	3	0	9	4.5
Burks (TOT)	2-1	38	3-12	.250	1-5	.200	2-3	.667	0	3	3	2	4-0	0	2	0	9	4.5
Swanigan (TOT)	1-0	10	1-2	.500	0-0	---	2-2	1.000	2	5	7	1	1-0	0	1	0	4	4.0
Jackson	1-0	10	0-1	.000	0-0	---	2-2	1.000	0	2	2	1	2-0	0	1	1	2	2.0
KINGS	2	480	85-186	.457	20-57	.351	39-48	.813	22	68	90	45	41-0	13	25	4	229	114.5
76ERS	2	480	87-184	.473	14-57	.246	43-52	.827	24	71	95	47	40-0	16	25	11	231	115.5

2018-2019 SEASON SERIES (1-1) PHILADELPHIA 76ERS VS. SACRAMENTO

PLAYER	G-GS	MIN	FG-FGA	PCT	3FG-A	PCT	FT-FTA	PCT	OFF	DEF	TOT	AST	PF-DQ	STL	TO	BLK	PTS	AVG
Embiid	2-2	75	18-43	.419	0-8	.000	14-17	.824	9	25	34	5	5-0	2	8	8	50	25.0
Butler (TOT)	3-3	116	22-44	.500	4-11	.364	16-20	.800	4	14	18	22	8-0	6	7	1	64	21.3
Butler (PHI)	2-2	74	19-32	.594	4-9	.444	9-10	.900	2	8	10	14	7-0	4	4	1	51	25.5
Harris (TOT)	4-4	131	30-62	.484	9-23	.391	13-13	1.000	3	22	25	14	9-0	2	3	1	82	20.5
Harris (PHI)	1-1	35	7-16	.438	1-5	.200	4-4	1.000	1	6	7	4	1-0	1	1	1	19	19.0
B. Simmons	2-2	78	17-26	.654	0-0	---	6-8	.750	3	7	10	9	3-0	2	3	0	40	20.0
Redick	1-1	31	6-12	.500	4-9	.444	3-3	1.000	0	1	1	4	2-0	0	2	0	19	19.0
Marjanovic (TOT)	2-1	33	8-12	.667	0-0	---	7-9	.778	4	8	12	5	3-0	0	2	0	23	11.5
Marjanovic (PHI)	1-0	12	4-7	.571	0-0	---	4-5	.800	2	5	7	2	0-0	0	0	0	12	12.0
Shamet	1-1	34	3-7	.429	1-5	.200	1-3	.333	0	0	0	0	1-0	0	0	0	8	8.0
Milton	1-0	20	3-7	.429	0-3	.000	0-0	---	0	4	4	2	2-0	0	1	0	6	6.0
J. Simmons (TOT)	2-0	37	5-16	.313	1-6	.167	1-2	.500	1	2	3	6	0-0	0	6	0	12	6.0
McConnell	2-0	39	5-11	.455	1-3	.333	0-0	---	1	7	8	5	5-0	4	2	0	11	5.5
Scott (TOT)	4-0	69	8-21	.381	5-13	.385	0-0	---	2	14	16	1	7-0	1	3	0	21	5.3
Scott (PHI)	1-0	24	2-4	.500	2-4	.500	0-0	---	1	3	4	0	4-0	1	0	0	6	6.0
Brewer	1-0	6	2-4	.500	0-1	.000	0-0	---	2	0	2	1	2-0	0	2	0	4	4.0
Ennis (TOT)	3-1	75	3-12	.250	0-5	.000	6-6	1.000	2	10	12	2	10-0	2	0	2	12	4.0
Ennis (PHI)	1-0	19	0-3	.000	0-2	.000	2-2	1.000	2	1	3	1	4-0	0	0	0	2	2.0
Muscala	1-1	18	1-7	.143	1-5	.200	0-0	---	1	3	4	0	1-0	1	0	0	3	3.0
Bolden	1-0	13	0-3	.000	0-3	.000	0-0	---	0	1	1	0	3-0	0	0	1	0	0.0
Korkmaz	1-0	3	0-2	.000	0-0	---	0-0	---	0	0	0	0	0-0	1	0	0	0	0.0
76ERS	2	480	87-184	.473	14-57	.246	43-52	.827	24	71	95	47	40-0	16	25	11	231	115.5
KINGS	2	480	85-186	.457	20-57	.351	39-48	.813	22	68	90	45	41-0	13	25	4	229	114.5



JULIUS "DR. J" ERVING

KINGS VS 76ERS

DATE	W/L	H/A	SCORE	+/-	DATE	W/L	H/A	SCORE	+/-
12/30/85	L	H	84-87	-3	10/31/03	W	H	100-89	+11
1/10/86	L	A	102-113	-11	3/4/04	W	A	114-105	+9
12/27/86	L	H	95-99	-4	2/26/05	W	A	101-99	+2
2/20/87	L	A	91-123	-32	3/28/05	W	H	118-109	+9
11/28/87	W	H	115-114OT	+1	1/3/06	L	H	98-111	-13
3/11/88	L	A	118-124	-6	1/24/06	L	A	103-109	-6
3/1/89	L	H	111-114	-3	12/27/06	W	H	101-76	+25
3/9/89	L	A	96-106	-10	2/26/07	L	A	82-89	-7
12/29/89	W	H	105-95	+10	12/14/07	W	A	109-99	+10
3/23/90	L	A	99-115	-16	12/28/07	L	H	80-92	-12
11/21/90	L	A	99-101	-2	11/3/08	L	A	91-125	-34
2/14/91	W	H	98-81	+17	3/22/09	L	H	100-112	-12
1/2/92	W	H	114-110	+4	12/30/09	L	H	106-116	-10
2/24/92	L	A	96-108	-12	1/15/10	L	A	86-98	-12
1/2/93	W	H	154-98	+56	3/18/11	L	H	80-102	-22
4/4/93	L	A	102-112	-10	3/27/11	W	A	114-111OT	+3
12/10/93	W	A	109-103	+6	1/10/12	L	A	85-112	-27
2/16/94	W	H	94-92OT	+2	2/1/13	L	A	80-89	-9
12/2/94	L	A	96-99	-3	3/24/13	L	H	103-117	-14
12/30/94	W	H	85-82	+3	1/2/14	L	H	104-113	-9
11/7/95	W	A	109-106	+3	3/12/14	W	A	115-98	+17
12/29/95	W	H	117-97	+20	3/13/15	L	A	107-114	-7
1/5/97	W	H	107-106	+1	3/24/15	W	H	107-106	+1
1/24/97	W	A	107-92	+15	12/30/15	L	H	105-110	-5
12/28/97	W	H	92-90	+2	2/10/16	W	A	114-100	+14
1/19/98	L	A	85-98	-13	12/26/16	W	H	102-100	+2
2/24/99	L	A	81-94	-13	1/30/17*	L	A	119-122	-3
2/6/00	L	A	108-119	-11	*11/30/16 PPD - court conditions				
4/2/00	W	H	117-95	+22	11/9/17	W	H	109-108	+1
12/30/00	L	H	104-107OT	-3	12/19/17	W	A	101-95	+6
3/16/01	W	A	100-79	+21	2/2/19	W	H	115-108	+7
12/4/01	W	H	94-84	+10	3/15/19	L	A	114-123	-9
3/13/02	W	A	92-88	+4					
3/3/03	W	H	107-99	+8					
4/6/03	W	A	97-81	+16					

	OVR	HM	RD
49-72	83-103		
72-73	3-1	2-0	1-1
73-74	1-3	0-2	1-1
74-75	1-3	1-1	0-2
75-76	1-3	1-1	0-2
76-77	1-3	1-1	0-2
77-78	1-3	1-1	0-2
78-79	2-2	1-1	1-1
79-80	1-1	1-0	0-1
80-81	0-2	0-1	0-1
81-82	0-2	0-1	0-1
82-83	0-2	0-1	0-1
83-84	0-2	0-1	0-1
84-85	1-1	0-1	1-0
85-86	0-2	0-1	0-1
86-87	0-2	0-1	0-1
87-88	1-1	1-0	0-1
88-89	0-2	0-1	0-1
89-90	1-1	1-0	0-1
90-91	1-1	1-0	0-1
91-92	1-1	1-0	0-1
92-93	1-1	1-0	0-1
93-94	2-0	1-0	1-0
94-95	1-1	1-0	0-1
95-96	2-0	1-0	1-0
96-97	2-0	1-0	1-0
97-98	1-1	1-0	0-1
98-99	0-1	0-0	0-1
99-00	1-1	1-0	0-1
00-01	1-1	0-1	1-0
01-02	2-0	1-0	1-0
02-03	2-0	1-0	1-0
03-04	2-0	1-0	1-0
04-05	2-0	1-0	1-0
05-06	0-2	0-1	0-1
06-07	1-1	1-0	0-1
07-08	1-1	0-1	1-0
08-09	0-2	0-1	0-1
09-10	0-2	0-1	0-1
10-11	1-1	0-1	1-0
11-12	0-1	0-0	0-1
12-13	0-2	0-1	0-1
13-14	1-1	0-1	1-0
14-15	1-1	1-0	0-1
15-16	1-1	0-1	1-0
16-17	1-1	1-0	0-1
17-18	2-0	1-0	1-0
18-19	1-1	1-0	0-1

BACK TO TABLE OF CONTENTS

PHOENIX SUNS

201 East Jefferson Street
Phoenix, AZ 85004
Phone: (602) 379-7900
Website: Suns.com

COLORS:

Suns Purple | Suns Orange | Suns Black | Suns Gray | Suns Yellow

HOME COURT (CAPACITY):
Talking Stick Resort Arena (18,055) - opened on June 1, 1992

FOUNDED: 1968-69, Phoenix Suns

HEAD COACH: Monty Williams (College - Notre Dame)
ASSISTANT COACHES:
Willie Green (College - Detroit Mercy)
Darko Rajakovic (College - Belgrade Basketball Academy)
Mark Bryant (College - Seton Hall)
Larry Greer (College - Northeastern)
Steve Blake (College - Maryland)
PLAYER DEVELOPMENT COACH:
Riccardo Fois (College - Pepperdine)
Ben Strong (College - Guilford College)
SR DIRECTOR, PLAYER HEALTH & PERFORMANCE: Brady Howe (College - Weber State)
DIRECTOR, MEDICAL SERVICES/HEAD ATHLETIC TRAINER: David Crewe (College - Wisconsin-La Crosse)
DIRECTOR, PERFORMANCE: Daniel Bove (College - Penn State)
DIRECTOR, REHABILITATION: Adam Loiacono (College - Maine)

MANAGING PARTNER: Robert Sarver
PRESIDENT: Jason Rowley
GENERAL MANAGER: James Jones
SR. VICE PRESIDENT, BASKETBALL OPERATIONS: Jeff Bower
ASSISTANT GENERAL MANAGER: Trevor Bukstein
VP, BASKETBALL COMMUNICATIONS: Julie Fie
SR. MANAGER, BASKETBALL COMMUNICATIONS: Cole Mickelson
MANAGER, BASKETBALL COMMUNICATIONS: DC Headley
ASSISTANT TO VP OF BASKETBALL COMMUNICATIONS: Palmer Black
VP, COMMUNICATIONS & CONTENT: Casey Taggatz
DIRECTOR, BUSINESS COMMUNICATIONS: Carlos Manzanillo

RADIO: Arizona Sports 98.7 FM, Al McCoy, Tim Kempton Jon Bloom
RADIO (SPANISH): KSUN 1400 AM, Arturo Ochoa, Jorge Moreno
TV: Fox Sports Arizona (cable), Kevin Ray, Eddie Johnson, Ann Meyers Drysdale, Lindsey Smith

NBA TITLES WON: None

ALL-TIME NBA RECORD: 2186-1948 (.529)

2018-19 RECORD: 19-63 (5th in Pacific)

2018-19 PLAYOFF RESULTS: Did Not Qualify

ALL-TIME SERIES (51 YEARS)

	OVERALL	HOME	ROAD
Sac-Era	56-88	37-35	19-53
All-Time	95-135	61-50	31-83

CURRENT STREAKS

	OVERALL	HOME	ROAD
Kings	W2	L1	L1

2019-20 SERIES SCHEDULE

DATE	SITE	TIME (PST)
10/23	Talking Stick Resort Arena	7:00 p.m.
11/19	Golden 1 Center	7:00 p.m.
12/28	Golden 1 Center	7:00 p.m.
1/7	Talking Stick Resort Arena	6:00 p.m.

2018-19 VS. SUNS (3-1)

DATE	SITE	TIME (PST)
12/4	Talking Stick Resort Arena	W, 122-105
1/8	Talking Stick Resort Arena	L, 111-115
2/10	Golden 1 Center	W, 117-104
3/23	Golden 1 Center	W, 112-103

SERIES FACTS
Last Home Win: 3/23/19 (112-103)
Last Road Win: 12/4/18 (122-105)
Last Home Loss: 12/29/17 (101-111)
Last Road Loss: 1/8/19 (111-115)
Biggest Win: 37 (105-68) vs. Pho., 3/8/81
37 (122-85) vs. Pho., 10/21/79
Biggest Loss: 55 (85-140) @ Pho., 4/17/89

2018-2019 SEASON SERIES (3-1) SACRAMENTO KINGS VS. PHOENIX

PLAYER	G-GS	MIN	FG-FGA	PCT	3FG-A	PCT	FT-FTA	PCT	OFF	DEF	TOT	AST	PF-DQ	STL	TO	BLK	PTS	AVG
Jackson	2-2	59	11-17	.647	4-7	.571	3-3	1.000	3	6	9	4	3-0	1	2	1	29	14.5
Bagley	2-0	61	15-28	.536	1-3	.333	17-20	.850	4	14	18	2	4-0	3	3	1	48	24.0
Hield	4-4	111	27-59	.458	16-33	.485	9-11	.818	9	13	22	5	9-0	3	9	2	79	19.8
Fox	4-4	124	20-46	.435	6-11	.545	24-31	.774	1	12	13	30	7-0	7	15	1	70	17.5
Barnes (TOT)	4-4	132	22-52	.423	9-32	.281	13-14	.929	1	17	18	9	6-0	4	6	0	66	16.5
Barnes (SAC)	2-2	65	13-26	.500	6-15	.400	2-2	1.000	1	9	10	5	5-0	2	3	0	34	17.0
McLemore	2-0	29	8-16	.500	5-10	.500	2-3	.667	0	4	4	0	0-0	1	1	0	23	11.5
Jackson	2-0	54	7-11	.636	5-7	.714	3-4	.750	2	6	8	5	4-0	0	3	1	22	11.0
Williams	1-0	22	5-6	.833	1-2	.500	0-0	---	0	5	5	0	2-0	2	0	0	11	11.0
Bogdanovic	4-1	99	15-41	.366	5-18	.278	6-8	.750	0	13	13	15	10-0	5	12	3	41	10.3
Mason	1-0	20	3-7	.429	1-1	1.000	2-3	.667	0	4	4	2	3-0	2	1	0	9	9.0
Cauley-Stein	4-4	95	13-22	.591	0-0	---	8-20	.400	5	14	19	11	11-0	9	5	9	34	8.5
Bjelica	4-4	94	11-29	.379	2-10	.200	5-6	.833	14	23	37	12	6-0	4	3	5	29	7.3
Brewer (TOT)	1-0	13	2-3	.667	1-1	1.000	2-3	.667	0	2	2	1	1-0	0	0	0	7	7.0
Brewer (SAC)	1-0	13	2-3	.667	1-1	1.000	2-3	.667	0	2	2	1	1-0	0	0	0	7	7.0
Koufos	3-0	43	10-17	.588	0-0	---	1-2	.500	4	10	14	3	5-0	0	3	0	21	7.0
Shumpert	1-1	23	2-5	.400	0-3	.000	3-4	.750	1	1	2	3	1-0	1	1	0	7	7.0
Giles	3-0	36	6-11	.545	0-0	---	5-9	.556	3	3	6	2	10-0	3	4	0	17	5.7
Ferrell	4-0	50	3-12	.250	3-8	.375	1-1	1.000	1	4	5	8	3-0	1	1	0	10	2.5
Swanigan (TOT)	2-0	12	1-2	.500	0-0	---	0-0	---	0	2	2	0	2-0	0	2	0	2	1.0
Burks (TOT)	1-0	21	0-1	.000	0-0	---	0-0	---	0	3	3	0	0-0	0	0	0	0	0.0
Burks (SAC)	1-0	21	0-1	.000	0-0	---	0-0	---	0	3	3	0	0-0	0	0	0	0	0.0
KINGS	4	960	160-340	.471	52-122	.426	90-127	.709	45	140	185	104	81-0	43	65	22	462	115.5
SUNS	4	960	157-354	.444	37-129	.287	76-96	.792	47	130	177	105	104-1	42	71	19	427	106.8

2018-2019 SEASON SERIES (1-3) PHOENIX SUNS VS. SACRAMENTO

PLAYER	G-GS	MIN	FG-FGA	PCT	3FG-A	PCT	FT-FTA	PCT	OFF	DEF	TOT	AST	PF-DQ	STL	TO	BLK	PTS	AVG
Booker	2-2	74	19-46	.413	5-16	.313	16-17	.941	1	9	10	16	5-0	2	8	0	59	29.5
Warren	1-1	36	9-19	.474	1-4	.250	2-3	.667	1	3	4	1	2-0	1	1	0	21	21.0
Oubre (TOT)	3-0	79	20-38	.526	8-17	.471	7-10	.700	2	15	17	7	6-0	5	5	2	55	18.3
Oubre (PHO)	2-0	50	12-25	.480	3-9	.333	6-9	.667	1	7	8	5	4-0	4	4	1	33	16.5
Ayton	4-4	112	30-47	.638	0-0	---	2-6	.333	12	29	41	4	10-0	3	7	3	62	15.5
Jackson	3-3	90	16-38	.421	5-11	.455	8-12	.667	3	10	13	9	8-0	3	11	3	45	15.0
Ariza	1-1	27	5-13	.385	3-8	.375	1-2	.500	1	2	3	3	1-0	3	4	0	14	14.0
Daniels	3-0	62	13-29	.448	11-25	.440	3-3	1.000	1	5	6	4	3-0	1	2	2	40	13.3
Holmes	4-0	76	13-26	.500	0-0	---	20-20	1.000	14	14	28	8	13-1	2	7	3	46	11.5
Melton	3-2	76	14-23	.609	5-10	.500	1-2	.500	2	7	9	16	10-0	6	7	4	34	11.3
Johnson (TOT)	2-1	57	7-20	.350	2-10	.200	4-6	.667	3	6	9	7	6-0	3	3	0	20	10.0
Johnson (PHO)	1-1	32	4-12	.333	1-5	.200	0-0	---	3	2	5	3	3-0	1	2	0	9	9.0
Bridges	4-4	125	11-30	.367	1-15	.067	6-9	.667	4	11	15	14	10-0	13	4	2	29	7.3
Okobo	3-1	64	6-20	.300	1-12	.083	2-2	1.000	0	10	10	6	9-0	0	5	1	15	5.0
Bender	3-1	63	3-10	.300	0-6	.000	4-4	1.000	1	11	12	6	8-0	2	0	0	10	3.3
Crawford	3-0	43	2-12	.167	1-6	.167	4-5	.800	2	4	6	9	7-0	0	7	0	9	3.0
Spalding (TOT)	1-0	12	0-2	.000	0-0	---	1-2	.500	1	4	5	1	4-0	1	1	0	1	1.0
Spalding (PHO)	1-0	12	0-2	.000	0-0	---	1-2	.500	1	4	5	1	4-0	1	1	0	1	1.0
Acy	1-0	8	0-1	.000	0-1	.000	0-0	---	0	0	0	0	4-0	0	0	0	0	0.0
Anderson	1-0	5	0-0	---	0-0	---	0-0	---	0	0	0	0	2-0	0	0	0	0	0.0
Fredette	1-0	4	0-1	.000	0-1	.000	0-0	---	0	2	2	0	1-0	0	1	0	0	0.0
SUNS	4	960	157-354	.444	37-129	.287	76-96	.792	47	130	177	105	104-1	42	71	19	427	106.8
KINGS	4	960	160-340	.471	52-122	.426	90-127	.709	45	140	185	104	81-0	43	65	22	462	115.5



KINGS VS SUNS

DATE	W/L	H/A	SCORE	+/-
11/26/85	W	H	111-107	+4
12/19/85	L	A	106-107	-1
2/21/86	W	A	118-110	+8
3/19/86	L	A	104-108	-4
4/5/86	W	H	119-110	+9
11/25/86	W	H	123-102	+21
12/20/86	W	H	122-114	+8
3/7/87	L	A	102-105	-3
3/26/87	W	H	124-115	+9
4/14/87	L	A	123-132	-9
12/20/87	L	H	109-120	-11
12/26/87	W	A	112-110	+2
1/30/88	W	A	126-120	+6
2/13/88	L	H	114-116	-2
4/9/88	L	A	92-95	-3
11/15/88	L	H	89-119	-30
1/13/89	L	A	90-111	-21
2/18/89	L	H	101-120	-19
3/2/89	L	A	90-110	-20
3/30/89	W	H	135-123	+12
4/17/89	L	A	85-140	-55
11/10/89	L	A	109-130	-21
12/17/89	L	H	113-125	-12
1/12/90	L	A	96-111	-15
2/22/90	L	H	98-104	-6
4/12/90	L	H	114-116	-2
12/11/90	L	A	90-113	-23
1/19/91	W	H	101-97	+4
3/1/91	L	A	106-112	-6
3/23/91	L	H	95-100	-5
11/26/91	W	H	104-89	+15
11/27/91	L	A	100-141	-41
1/15/92	L	H	111-128	-17
1/17/92	L	A	94-134	-40
4/7/92	L	A	101-103	-2
11/18/92	L	A	111-127	-16
1/14/93	L	H	104-114	-10
3/5/93	L	A	122-130	-8
3/9/93	L	H	108-128	-20
4/8/93	L	H	114-123	-9
11/7/93	L	A	110-132	-22
1/15/94	L	H	103-119	-16
2/21/94	L	A	86-112	-26
4/8/94	W	H	104-101	+3
4/23/94	L	A	100-101	-1
11/4/94	W	H	107-89	+18
12/17/94	L	A	98-109	-11
1/3/95	L	H	100-108	-8
3/30/95	L	H	96-113	-17
4/18/95	L	A	101-111	-10
11/17/95	W	H	105-96	+9
1/21/96	L	A	97-111	-14
3/26/96	L	A	98-102	-4
4/17/96	W	H	103-102	+1
12/6/96	L	H	95-101	-6
12/30/96	L	A	88-100	-12
3/7/97	L	A	87-104	-17
4/10/97	L	H	99-101	-2
1/12/98	W	H	96-90	+6
2/10/98	L	A	86-88	-2
3/17/98	L	A	80-107	-27
4/7/98	L	H	97-103	-6
2/9/99	W	A	112-95	+17
3/6/99	W	A	111-99	+12
5/2/99	W	H	111-100	+11
12/18/99	L	A	103-119	-16
2/15/00	L	H	108-117	-9
3/22/00	L	A	93-114	-21
4/9/00	L	H	97-102	-5
12/1/00	W	H	105-98	+7
1/2/01	W	H	121-117[OT]	+4
3/7/01	W	A	100-89	+11
4/15/01	L	A	86-88	-2
12/12/01	L	A	88-114	-26
12/23/01	W	H	133-101	+32
1/5/02	W	A	118-112	+6
1/13/02	W	H	103-100	+3
11/22/02	W	H	118-101	+17
12/17/02	W	H	95-86	+9
12/21/02	L	A	101-110	-9
3/13/03	L	A	84-109	-25
12/14/03	W	H	107-102	+5
1/9/04	W	A	113-93	+20
2/29/04	W	H	108-94	+14
4/9/04	L	A	96-101	-5
11/13/04	W	A	113-111	+2
2/8/05	L	H	123-125	-2
4/16/05	L	A	98-116	-18
4/20/05	W	H	132-107	+25
11/6/05	W	A	118-117	+1
1/17/06	W	H	119-90	+29
2/10/06	L	A	104-112	-8
4/11/06	L	H	110-123	-13
12/5/06	L	A	102-127	-25
12/16/06	L	H	98-105	-7
3/22/07	L	A	100-118	-18
3/25/07	W	H	107-100	+7
11/20/07	L	H	98-100	-2
11/21/07	L	A	111-127	-16
12/30/07	L	H	102-117	-15
3/15/08	L	A	99-127	-28
11/14/08	L	H	95-97*	-2
2/2/09	L	A	81-129	-48
3/29/09	W	H	126-118	+8
4/3/09	L	A	111-139	-28
12/5/09	L	A	107-115	-8
1/5/10	L	H	109-113	-4
2/5/10	L	H	102-114	-12
2/21/10	L	A	88-104	-16
11/12/10	L	A	89-103	-14
1/2/11	W	H	94-89	+5
2/13/11	W	A	113-108	+5
3/29/11	W	H	116-113	+3
2/11/12	L	H	84-98	-14
3/4/12	L	A	88-96	-8
4/3/12	L	H	100-109	-9
12/17/12	L	A	90-101	-11
1/23/13	L	H	96-106	-10
3/8/13	W	H	121-112	+9
3/28/13	W	A	117-103	+14
11/19/13	W	H	107-104	+3
11/20/13	W	A	113-106	+7
12/13/13	L	A	107-116	-9
4/16/14	L	H	99-104	-5
11/7/14	W	A	114-112[2OT]	+2
12/26/14	L	H	106-115	-9
2/8/15	W	H	85-83	+2
3/25/15	W	A	108-99	+9
11/4/15	L	A	97-118	-21
1/2/16	W	H	142-119	+23
3/25/16	W	H	116-94	+22
4/11/16	W	A	105-101	+4
10/26/16	W	A	113-94	+9
2/3/17	L	H	103-105	-2
3/15/17	W	A	107-101	+6
4/11/17	W	A	129-104	+25
10/23/17	L	A	115-117	-2
12/12/17	W	H	99-92	+7
12/29/17	L	H	101-111	-10
4/3/18	L	A	94-97	-3
12/4/18	W	A	122-105	+17
1/8/19	L	A	111-115	-4
2/10/19	W	H	117-104	+13
3/23/19	W	H	112-103	+9

	OVR	HM	RD	NTL
68-69	4-2	0-1	1-1	3-0
69-70	3-3	2-0	1-2	0-1
70-71	1-4	0-1	1-2	0-1
71-72	2-3	2-1	0-2	
72-73	3-3	1-2	2-1	
73-74	4-2	3-0	1-2	
74-75	3-1	1-1	2-0	
75-76	3-2	2-0	1-2	
76-77	3-1	2-0	1-1	
77-78	0-4	0-2	0-2	
78-79	2-2	2-0	0-2	
79-80	1-5	1-2	0-3	
80-81	3-2	2-1	1-1	
81-82	2-3	2-0	0-3	
82-83	1-4	1-2	0-2	
83-84	2-3	1-1	1-2	
84-85	2-3	2-1	0-2	
85-86	3-2	2-0	1-2	
86-87	3-2	3-0	0-2	
87-88	2-3	0-2	2-1	
88-89	1-5	1-2	0-3	
89-90	0-5	0-3	0-2	
90-91	1-3	1-1	0-2	
91-92	1-4	1-1	0-3	
92-93	0-5	0-3	0-2	
93-94	1-4	1-1	0-3	
94-95	1-4	1-2	0-2	
95-96	2-2	2-0	0-2	
96-97	0-4	0-2	0-2	
97-98	1-3	1-1	0-2	
98-99	3-0	1-0	2-0	
99-00	0-4	0-2	0-2	
00-01	3-1	2-0	1-1	
01-02	3-1	2-0	1-1	
02-03	2-2	2-0	0-2	
03-04	3-1	2-0	1-1	
04-05	2-2	1-1	1-1	
05-06	2-2	1-1	1-1	
06-07	1-3	1-1	0-2	
07-08	0-4	0-2	0-2	
08-09	1-3	1-1	0-2	
09-10	0-4	0-2	0-2	
10-11	3-1	2-0	1-1	
11-12	0-3	0-2	0-1	
12-13	2-2	1-1	1-1	
13-14	2-2	1-1	1-1	
14-15	3-1	1-1	2-0	
15-16	3-1	2-0	1-1	
16-17	3-1	1-1	2-0	
17-18	1-3	1-1	0-2	
18-19	3-1	2-0	1-1	

BACK TO TABLE OF CONTENTS

PORTLAND TRAIL BLAZERS

One Center Court, Suite 200
Portland, OR 97227
Phone: (503) 234-9291
Website: trailblazers.com

COLORS:

Trail Blazers Scarlet | Trail Blazers Black

HOME COURT (CAPACITY):
Moda Center (19,441) - opened 1995

FOUNDED: 1970-71, Portland Trail Blazers

HEAD COACH: Terry Stotts (College - Oklahoma)
ASSOCIATED HEAD COACH:
Nate Tibbetts (College - South Dakota)
ASSISTANT COACHES:
Dale Osbourne (College - South Alabama)
Jim Moran (College - William & Mary)
John McCullough (College - Oklahoma)
Jannero Pargo (College - Arkansas)
DIRECTOR OF PLAYER HEALTH AND PERFORMANCE:
Jesse Elis (College - North Dakota)
HEAD ATHLETIC TRAINER:
Geoff Clark (College - Oregon State)
SPORTS PERFORMANCE SPECIALISTS:
Todd Forcier (College - Washington State)
Ben Kenyon (College - Adelphi University)

CHAIR, TRUSTEE OF PAUL G. ALLEN TRUST: Jody Allen
PRESIDENT OF BASKETBALL OPERATIONS:
Neil Olshey
PRESIDENT & CEO: Chris McGowan
ASSISTANT GENERAL MANAGERS: Bill Branch, Steve Rosenberry
DIRECTOR OF PLAYER PERSONNEL: Joe Cronin
SENIOR VICE PRESIDENT OF BASKETBALL COMMUNICATIONS: Jim Taylor
BASKETBALL COMMUNICATIONS DIRECTOR: Collin Romer
CORPORATE COMMUNICATIONS MANAGER: Hilary Gorlin
BASKETBALL COMMUNICATIONS ASSISTANT: Jacob Gifford
RADIO: Rip City Radio 620 AM, Travis Demers
TV: NBC Sports Northwest (cable), Kevin Calabro, Lamar Hurd, Brooke Olzendam (sideline)

NBA TITLES WON: 1, 1976-77

ALL-TIME NBA RECORD: 2134-1836 (.538)

2018-19 RECORD: 53-29 (2nd in Northwest)

2018-19 PLAYOFF RESULTS: Won 4-1 over Oklahoma City in the First Round; Won 4-3 over Denver in the Western Conference Semifinals; Lost 0-4 to Golden State in the Western Conference Finals

ALL-TIME SERIES (49 YEARS)

	OVERALL	HOME	ROAD
Sac-Era	48-92	37-34	11-58
All-Time	79-133	60-46	17-87

CURRENT STREAKS

	OVERALL	HOME	ROAD
Kings	L1	W1	L11

2019-20 SERIES SCHEDULE

DATE	SITE	TIME (PST)
10/25	Golden 1 Center	7:00 p.m.
11/12	Golden 1 Center	7:00 p.m.
12/4	Moda Center	7:00 p.m.
3/7	Moda Center	7:00 p.m.

2018-19 VS. TRAIL BLAZERS (1-3)

DATE	SITE	RESULT
1/1	Golden 1 Center	L, 108-113OT
1/14	Golden 1 Center	W, 115-107
4/10	Moda Center	L, 131-136

SERIES FACTS
Last Home Win: 1/14/19 (115-107)
Last Road Win: 12/8/12 (99-80)
Last Home Loss: 1/1/19 (108-113OT)
Last Road Loss: 4/10/19 (131-136)
Biggest Win: 39 (124-85) vs. Por., 12/12/79
Biggest Loss: 40 (107-147) @ Por., 2/2/92

2018-2019 SEASON SERIES (1-2) SACRAMENTO KINGS VS. PORTLAND

PLAYER	G-GS	MIN	FG-FGA	PCT	3FG-A	PCT	FT-FTA	PCT	OFF	DEF	TOT	AST	PF-DQ	STL	TO	BLK	PTS	AVG
Hield	3-3	83	21-39	.538	10-17	.588	3-3	1.000	7	8	15	6	5-0	0	4	1	55	18.3
Bogdanovic	3-0	94	20-45	.444	8-25	.320	4-4	1.000	0	8	8	9	6-0	4	10	1	52	17.3
Bagley	2-0	54	14-27	.519	2-6	.333	3-7	.429	2	18	20	1	8-1	1	2	0	33	16.5
Barnes (TOT)	3-3	83	17-36	.472	7-14	.500	7-12	.583	3	5	8	4	4-0	1	4	1	48	16.0
Barnes (SAC)	1-1	16	2-4	.500	2-3	.667	4-6	.667	0	3	3	3	0-0	0	0	0	10	10.0
Fox	3-3	86	17-40	.425	2-5	.400	10-11	.909	1	5	6	20	10-0	4	3	0	46	15.3
Mason	1-0	18	6-13	.462	2-6	.333	1-2	.500	2	0	2	1	1-0	0	2	0	15	15.0
Ferrell	3-0	60	13-21	.619	3-6	.500	2-2	1.000	1	2	3	7	3-0	1	1	0	31	10.3
Bjelica	3-3	69	9-23	.391	3-12	.250	7-9	.778	6	15	21	5	8-1	0	3	3	28	9.3
Giles	2-0	32	9-12	.750	0-0	---	0-0	---	1	10	11	2	3-0	1	2	2	18	9.0
Cauley-Stein	3-3	79	9-27	.333	0-0	---	7-8	.875	9	15	24	6	4-0	3	3	0	25	8.3
Shumpert	2-2	48	6-20	.300	3-9	.333	0-0	---	1	3	4	4	3-0	4	1	2	15	7.5
Burks (TOT)	1-1	24	3-7	.429	1-1	1.000	0-0	---	1	2	3	0	1-0	0	1	1	7	7.0
Jackson	2-0	40	5-13	.385	4-10	.400	0-0	---	1	5	6	2	2-0	2	1	1	14	7.0
Swanigan (TOT)	1-0	18	2-5	.400	0-1	.000	0-0	---	3	4	7	3	2-0	2	0	1	4	4.0
Swanigan (SAC)	1-0	18	2-5	.400	0-1	.000	0-0	---	3	4	7	3	2-0	2	0	1	4	4.0
Williams	1-0	11	2-5	.400	0-1	.000	0-0	---	2	0	2	0	3-0	0	0	0	4	4.0
Johnson (TOT)	1-0	6	1-2	.500	0-1	.000	0-0	---	0	0	0	0	1-0	0	0	0	2	2.0
Johnson (SAC)	1-0	6	1-2	.500	0-1	.000	0-0	---	0	0	0	0	1-0	0	0	0	2	2.0
Koufos	1-0	8	1-2	.500	0-0	---	0-0	---	0	3	3	1	2-0	0	1	0	2	2.0
Brewer (TOT)	1-0	23	0-0	---	0-0	---	0-0	---	1	0	1	3	2-0	2	3	0	0	0.0
Brewer (SAC)	1-0	23	0-0	---	0-0	---	0-0	---	1	0	1	3	2-0	2	3	0	0	0.0
KINGS	3	745	137-298	.460	39-102	.382	41-52	.788	37	99	136	73	63-2	24	36	11	354	118.0
TRAIL BLAZERS	3	745	129-273	.473	33-87	.379	65-81	.802	41	108	149	63	59-0	22	46	15	356	118.7

2018-2019 SEASON SERIES (2-1) PORTLAND TRAIL BLAZERS VS. SACRAMENTO

PLAYER	G-GS	MIN	FG-FGA	PCT	3FG-A	PCT	FT-FTA	PCT	OFF	DEF	TOT	AST	PF-DQ	STL	TO	BLK	PTS	AVG
Simons	1-1	48	13-21	.619	7-11	.636	4-6	.667	3	3	6	9	2-0	1	2	0	37	37.0
Lillard	2-2	79	19-48	.396	5-21	.238	17-17	1.000	2	7	9	11	1-0	2	11	0	60	30.0
Labissiere (TOT)	1-1	41	12-17	.706	2-2	1.000	3-4	.750	4	11	15	1	5-0	2	2	1	29	29.0
Labissiere (POR)	1-1	41	12-17	.706	2-2	1.000	3-4	.750	4	11	15	1	5-0	2	2	1	29	29.0
Trent	1-1	48	8-19	.421	1-5	.200	2-3	.667	0	2	2	3	1-0	1	1	1	19	19.0
Layman	2-2	70	13-24	.542	2-5	.400	4-6	.667	2	5	7	2	5-0	1	5	0	32	16.0
Nurkic	2-2	66	8-17	.471	0-0	---	14-17	.824	7	27	34	12	8-0	5	5	6	30	15.0
Aminu	2-2	64	7-17	.412	4-7	.571	8-11	.727	7	12	19	5	6-0	2	2	2	26	13.0
Curry	2-0	43	8-15	.533	5-9	.556	2-2	1.000	0	2	2	3	3-0	3	1	0	23	11.5
Harkless	1-1	33	5-10	.500	1-2	.500	0-0	---	1	8	9	0	4-0	2	1	2	11	11.0
McCollum	2-2	69	10-33	.303	0-6	.000	2-4	.500	2	5	7	3	5-0	1	4	1	22	11.0
Leonard	3-1	77	12-20	.600	4-6	.667	2-2	1.000	7	14	21	6	5-0	1	6	0	30	10.0
Turner	2-0	41	6-12	.500	1-3	.333	3-3	1.000	1	2	3	5	3-0	1	2	0	16	8.0
Collins	3-0	50	7-14	.500	1-5	.200	4-6	.667	5	9	14	2	8-0	0	1	2	19	6.3
Hood (TOT)	1-1	15	1-3	.333	0-2	.000	2-2	1.000	0	0	0	1	2-0	0	0	0	4	4.0
Stauskas	2-0	16	1-6	.167	0-5	.000	0-0	---	0	1	1	1	3-0	0	1	0	2	1.0
TRAIL BLAZERS	3	745	129-273	.473	33-87	.379	65-81	.802	41	108	149	63	59-0	22	46	15	356	118.7
KINGS	3	745	137-298	.460	39-102	.382	41-52	.788	37	99	136	73	63-2	24	36	11	354	118.0



CLYDE DREXLER

KINGS VS BLAZERS

DATE	W/L	H/A	SCORE	+/-
11/12/85	L	A	115-126	-11
1/25/86	L	H	125-129	-4
1/26/86	W	A	121-116	+5
3/23/86	L	A	102-112	-10
3/25/86	W	H	116-99	+17
12/4/86	L	H	102-106	-2
1/4/87	L	A	111-128	-17
1/15/87	W	H	120-118	+2
1/23/87	L	A	89-109	-20
3/24/87	W	H	128-116	+12
11/24/87	L	A	94-98	-4
1/8/88	L	A	91-98	-7
2/11/88	W	H	123-113	+10
4/17/88	L	A	102-112	-10
4/23/88	L	H	110-124	-14
11/5/88	L	A	103-121	-18
12/27/88	W	H	112-111	+1
1/6/89	L	A	142-147 2OT	-5
3/25/89	W	H	106-105	+1
4/18/89	W	H	120-118	+2
4/23/89	L	A	120-126 OT	-6
11/3/89	L	A	96-114	-18
1/6/90	L	H	121-124	-3
1/8/90	L	A	96-108	-12
4/21/90	L	H	110-118	-8
11/3/90	L	H	93-95 OT	-2
12/13/90	W	H	100-88	+12
1/26/91	L	A	96-121	-25
2/6/91	W	H	97-93	+4
4/19/91	L	A	105-127	-22
12/14/91	L	A	110-115	-5
2/2/92	L	A	107-147	-40
2/14/92	L	H	106-107	-1
3/6/92	L	A	106-114	-8
3/26/92	L	H	106-128	-22
11/20/92	L	H	99-104	-5
11/29/92	L	A	99-107	-8
1/22/93	L	A	127-135	-8
3/25/93	L	H	111-113 OT	-2
4/23/93	L	H	108-112	-4
11/28/93	L	A	109-120	-11
2/1/94	W	H	102-97	+5
2/8/94	L	A	100-124	-24
3/22/94	L	H	94-96	-2
3/25/94	L	A	91-100	-9
11/10/94	L	H	84-104	-20
12/11/94	W	A	88-93	-5
12/27/94	W	H	102-101	+1
1/17/95	W	H	95-88	+7
1/22/95	L	A	87-103	-16
11/16/95	W	A	105-102	+3
1/18/96	W	H	105-100	+5
3/8/96	L	A	105-117	-12
3/22/96	W	H	80-78	+2
11/9/96	W	H	103-102	+1
11/19/96	L	A	90-92OT	-2
12/21/96	W	H	101-99 OT	+2
3/18/97	L	A	87-92	-5
12/16/97	W	H	94-87	+7
12/23/97	L	A	82-93	-11
3/27/98	L	H	73-90	-17
4/14/98	L	A	66-92	-26
3/3/99	L	H	93-97 OT	-4
3/9/99	L	A	98-103	-5
3/18/99	L	H	78-88	-10
3/31/99	L	A	86-100	-14
12/11/99	L	H	96-101	-5
2/20/00	L	H	103-108 OT	-5
3/14/00	L	A	91-96	-5
4/16/00	L	A	95-102	-7
11/6/00	W	H	79-75	+4
1/20/01	W	A	111-101	+10
2/15/01	L	A	81-105	-24
4/8/01	W	H	98-89	+9
11/21/01	W	H	95-83	+12
12/26/01	W	H	89-74	+15
1/22/02	L	A	110-116 OT	-6
3/4/02	L	A	95-107	-12
10/31/02	W	H	100-72	+28
11/23/02	W	A	95-94	+1
12/28/02	L	H	113-119 OT	-6
3/22/03	W	A	113-104	+9
11/13/03	L	A	110-112 OT	-2
12/21/03	W	H	117-98	+19
1/20/04	L	H	104-109 OT	-5
3/12/04	L	A	81-83	-2
1/18/05	W	H	113-107 OT	+6
2/5/05	L	A	108-114	-6
3/22/05	W	H	112-93	+19
4/8/05	W	A	119-115	+4
12/26/05	L	H	92-105	-13
2/27/06	W	H	115-91	+24
3/29/06	W	A	106-90	+16
11/25/06	W	H	105-85	+20
1/6/07	L	H	105-110 OT	-5
1/12/07	L	A	87-95	-8
3/3/07	W	A	104-96	+8
11/23/07	L	A	84-87	-3
2/19/08	W	A	105-94	+11
3/13/08	W	H	96-85	+11
4/11/08	W	H	103-86	+17
11/21/08	L	H	96-117	-21
11/24/08	L	A	90-91	-1
12/16/08	L	A	77-109	-32
12/15/09	L	A	88-95	-7
3/9/10	L	A	81-88	-7
3/12/10	L	H	94-110	-16
4/3/10	L	H	87-98	-11
1/19/11	L	H	90-94 OT	-4
1/24/11	W	A	96-81	+15
3/2/11	L	H	102-107	-5
12/27/11	L	A	79-101	-22
1/23/12	L	A	89-101	-12
2/2/12	W	H	95-92	+3
4/15/12	W	H	104-103	+1
11/13/12	L	H	86-103	-17
12/8/12	W	A	99-80	+19
12/23/12	W	H	108-96	+12
12/26/12	L	A	91-109	-18
11/8/13	L	A	91-104	-13
11/9/13	L	H	85-96	-11
1/7/14	W	H	123-119	+4
4/9/14	L	A	99-100	-1
10/31/14	W	H	103-94	+9
1/19/15	L	A	94-98	-4
3/1/15	L	H	99-110	-11
12/27/15	L	H	94-98	-4
1/26/16	L	A	97-112	-15
3/28/16	L	A	93-105	-12
4/5/16	L	H	107-115	-8
11/11/16	L	A	120-122 OT	-2
12/20/16	W	H	126-121	+5
12/28/16	L	A	89-102	-13
11/17/17	W	H	86-82	+4
11/18/17	L	A	90-102	-12
2/9/18	L	H	100-118	-18
2/27/18	L	A	99-116	-17
1/1/19	L	H	108-113 OT	-5
1/14/19	W	H	115-107	+8
4/10/19	L	A	131-136	-5

	OVR	HM	RD
70-71	4-0	2-0	2-0
71-72	2-2	2-0	0-2
72-73	4-2	3-0	1-2
73-74	4-2	3-0	1-2
74-75	3-1	2-0	1-1
75-76	0-5	0-2	0-3
76-77	2-2	2-0	0-2
77-78	0-4	0-2	0-2
78-79	1-3	1-1	0-2
79-80	1-5	1-2	0-3
80-81	3-2	2-1	1-1
81-82	0-5	0-2	0-3
82-83	2-3	2-1	0-2
83-84	2-3	2-0	0-3
84-85	3-2	2-1	1-1
85-86	2-3	1-1	1-2
86-87	2-3	2-1	0-2
87-88	1-4	1-1	0-3
88-89	3-3	3-0	0-3
89-90	0-4	0-2	0-2
90-91	2-3	2-1	0-2
91-92	0-5	0-2	0-3
92-93	0-5	0-3	0-2
93-94	1-4	1-1	0-3
94-95	2-3	2-1	0-2
95-96	3-1	2-0	1-1
96-97	2-2	2-0	0-2
97-98	1-3	1-1	0-2
98-99	0-4	0-2	0-2
99-00	0-4	0-2	0-2
00-01	3-1	2-0	1-1
01-02	2-2	2-0	0-2
02-03	3-1	1-1	2-0
03-04	1-3	1-1	0-2
04-05	3-1	2-0	1-1
05-06	2-1	1-1	1-0
06-07	2-2	1-1	1-1
07-08	3-1	2-0	1-1
08-09	0-3	0-1	0-2
09-10	0-4	0-2	0-2
10-11	1-2	0-2	1-0
11-12	2-2	2-0	0-2
12-13	2-2	1-1	1-1
13-14	1-3	1-1	0-2
14-15	1-2	1-1	0-1
15-16	0-4	0-2	0-2
16-17	1-2	1-0	0-2
17-18	1-3	1-1	0-2
18-19	1-2	1-1	0-1

BACK TO TABLE OF CONTENTS

One AT&T Center, San Antonio, TX 78219
Phone: (210) 444-5500
Website: Spurs.com
Twitter/Instagram: @spurs

COLORS:

Spurs Black | Spurs Silver

HOME COURT (CAPACITY):
AT&T Center (18,418) - opened 2002

FOUNDED: 1967-68, Dallas Chaparrals; 1970-71, Texas Chaparrals; 1971-72, Dallas Chaparrals; 1973-74, San Antonio Spurs, Former member of ABA

PRESIDENT OF BASKETBALL OPERATIONS/HEAD COACH: Gregg Popovich (College - Air Force Academy)
ASSISTANT COACHES:
Becky Hammon (College - Colorado State)
Chip Engelland (College - Duke)
Will Hardy (College - Williams)
Tim Duncan(College - Wake Forest)
HEAD ATHLETIC TRAINER:
Will Sevening (College - Wisconsin-LaCrosse)

CHAIRMAN: Peter J. Holt
PRESIDENT: Rick Pych
CHIEF EXECUTIVE OFFICER: R.C. Buford
ASSISTANT GENERAL MANAGER: Brian Wright
RADIO: WOAI (1200 AM), Bill Schoening
SPANISH RADIO: KXTN (95.1 FM), Paul Castro
TV: KENS (Ch. 5), KMYS (Ch. 35), FOX Sports Southwest (cable, Ch. 26), Bill Land, Sean Elliott,

NBA TITLES WON: 5, 1998-99, 2002-03, 2004-05, 2006-07, 2013-14

ALL-TIME NBA RECORD: 2162-1316 (.622)

2018-19 RECORD: 48-34 (2nd in Southwest)

2018-19 PLAYOFF RESULTS: Lost 3-4 to Denver in the First Round

ALL-TIME SERIES (43 YEARS)

	OVERALL	HOME	ROAD
Sac-Era	44-96	28-43	16-53
All-Time	60-124	39-54	21-70

CURRENT STREAKS

	OVERALL	HOME	ROAD
Kings	W3	W2	W1

2019-20 SERIES SCHEDULE

DATE	SITE	TIME (PST)
12/6	AT&T Center	5:30 p.m.
2/8	Golden 1 Center	7:00 p.m.
3/31	Golden 1 Center	7:00 p.m.
4/7	AT&T Center	5:30 p.m.

2018-19 VS. SPURS (3-0)

DATE	SITE	RESULT
11/12	Golden 1 Center	W, 104-99
2/4	Golden 1 Center	W, 127-112
3/31	AT&T Center	W, 113-106

SERIES FACTS
Last Home Win: 2/4/19 (127-112)
Last Road Win: 3/31/19 (113-106)
Last Home Loss: 1/8/18 (100-107)
Last Road Loss: 4/9/18 (85-98)
Biggest Win: 28 (130-102) vs. SA, 10/29/76
Biggest Loss: 42 (67-109) @ SA, 1/10/98

2018-2019 SEASON SERIES (3-0) SACRAMENTO KINGS VS. SAN ANTONIO

PLAYER	G-GS	MIN	FG-FGA	PCT	3FG-A	PCT	FT-FTA	PCT	OFF	DEF	TOT	AST	PF-DQ	STL	TO	BLK	PTS	AVG
Hield	3-3	92	18-40	.450	9-19	.474	13-17	.765	2	13	15	12	4-0	3	2	0	58	19.3
Fox	3-3	95	21-33	.636	4-7	.571	5-10	.500	1	12	13	18	4-0	4	7	2	51	17.0
Bagley	2-0	52	13-26	.500	1-6	.167	4-5	.800	6	12	18	4	2-0	1	3	4	31	15.5
Barnes (TOT)	3-3	104	17-44	.386	4-17	.235	6-8	.750	1	17	18	6	4-0	1	5	0	44	14.7
Barnes (SAC)	1-1	34	5-12	.417	1-4	.250	4-4	1.000	0	4	4	2	1-0	0	2	0	15	15.0
Ferrell	2-0	32	11-15	.733	6-8	.750	1-2	.500	0	0	0	2	0-0	2	1	0	29	14.5
Bogdanovic	3-0	77	16-38	.421	5-16	.313	6-6	1.000	0	6	6	10	2-0	3	3	0	43	14.3
Cauley-Stein	3-3	90	15-30	.500	0-0	---	9-13	.692	3	20	23	4	12-0	4	2	0	39	13.0
Giles	2-0	31	11-18	.611	0-0	---	1-2	.500	2	10	12	1	10-0	1	5	0	23	11.5
Bjelica	3-3	74	11-20	.550	5-10	.500	1-2	.500	4	11	15	0	7-0	2	3	0	28	9.3
Brewer (TOT)	2-1	48	5-10	.500	3-5	.600	2-4	.500	1	3	4	5	6-0	3	2	1	15	7.5
Brewer (SAC)	1-0	20	2-3	.667	1-2	.500	1-2	.500	1	2	3	3	3-0	1	0	1	6	6.0
Shumpert	2-2	61	6-12	.500	3-7	.429	0-0	---	0	8	8	8	5-0	3	1	1	15	7.5
Mason	1-0	17	2-3	.667	0-1	.000	0-0	---	1	1	2	5	0-0	1	0	1	4	4.0
Koufos	1-0	18	1-3	.333	0-0	---	0-0	---	2	9	11	2	2-0	0	3	0	2	2.0
Jackson	2-0	27	0-4	.000	0-1	.000	0-0	---	0	5	5	2	1-0	1	0	0	0	0.0
Swanigan (TOT)	1-0	3	0-0	---	0-0	---	0-0	---	0	0	0	0	1-0	0	0	0	0	0.0
KINGS	3	720	132-257	.514	35-81	.432	45-63	.714	22	113	135	73	53-0	26	33	9	344	114.7
SPURS	3	720	124-279	.444	27-90	.300	42-51	.824	39	92	131	67	54-0	18	35	10	317	105.7

2018-2019 SEASON SERIES (0-3) SAN ANTONIO SPURS VS. SACRAMENTO

PLAYER	G-GS	MIN	FG-FGA	PCT	3FG-A	PCT	FT-FTA	PCT	OFF	DEF	TOT	AST	PF-DQ	STL	TO	BLK	PTS	AVG
Aldridge	3-3	102	24-49	.490	0-3	.000	15-18	.833	17	28	45	4	8-0	3	5	5	63	21.0
DeRozan	3-3	106	26-48	.542	0-2	.000	11-14	.786	2	6	8	19	7-0	4	7	1	63	21.0
Gay	3-2	78	19-38	.500	4-10	.400	1-1	1.000	4	19	23	6	5-0	1	5	2	43	14.3
Forbes	3-3	92	14-32	.438	6-18	.333	3-3	1.000	3	7	10	7	8-0	2	2	0	37	12.3
D. White	2-2	55	7-20	.350	1-5	.200	2-2	1.000	0	3	3	8	3-0	1	4	1	17	8.5
Belinelli	3-0	67	8-24	.333	3-15	.200	5-7	.714	0	1	1	6	4-0	1	2	0	24	8.0
Bertans	3-1	60	8-18	.444	7-13	.538	0-0	---	1	8	9	5	5-0	1	2	0	23	7.7
Mills	3-0	68	9-31	.290	4-21	.190	0-0	---	2	7	9	7	5-0	4	4	0	22	7.3
Cunningham	2-1	36	5-8	.625	2-2	1.000	0-0	---	4	3	7	2	3-0	1	1	0	12	6.0
Poeltl	3-0	41	4-7	.571	0-0	---	3-4	.750	6	7	13	1	3-0	0	2	1	11	3.7
Gasol	1-0	6	0-1	.000	0-0	---	2-2	1.000	0	1	1	0	3-0	0	0	0	2	2.0
Metu	2-0	2	0-1	.000	0-0	---	0-0	---	0	1	1	0	0-0	0	0	0	0	0.0
Pondexter	2-0	4	0-2	.000	0-1	.000	0-0	---	0	1	1	2	0-0	0	0	0	0	0.0
Walker	1-0	2	0-0	---	0-0	---	0-0	---	0	0	0	0	0-0	0	0	0	0	0.0
SPURS	3	720	124-279	.444	27-90	.300	42-51	.824	39	92	131	67	54-0	18	35	10	317	105.7
KINGS	3	720	132-257	.514	35-81	.432	45-63	.714	22	113	135	73	53-0	26	33	9	344	114.7

SAN ANTONIO SPURS



KINGS VS SPURS

DATE	W/L	H/A	SCORE	+/-	DATE	W/L	H/A	SCORE	+/-	DATE	W/L	H/A	SCORE	+/-
11/19/85	W	A	103-99	+4	12/16/95	L	A	106-122	-16	11/2/07	L	A	80-96	-16
1/2/86	W	H	114-106	+8	12/26/95	W	H	115-98	+17	11/26/07	W	H	112-99	+13
2/16/86	L	A	94-113	-19	2/23/96	L	H	105-112	-7	3/21/08	L	A	89-102	-13
2/20/86	W	H	107-105	+2	4/3/96	L	A	96-117	-21	4/14/08	L	H	98-101	-3
3/11/86	W	H	132-120	+12										
4/1/86	W	A	109-99	+10	1/17/97	L	A	76-96	-20	11/16/08	L	H	88-90	-2
					2/3/97	W	A	85-79	+6	12/22/08	L	A	85-101	-16
1/29/87	L	H	107-113	-6	3/21/97	W	H	114-110[OT]	+4	4/12/09	L	H	92-95	-3
2/24/87	W	A	112-106	+6	4/14/97	W	H	120-106	+14					
3/6/87	L	A	119-130	-11						10/31/09	L	A	94-113	-19
3/17/87	L	H	106-108	-2	1/10/98	L	A	67-109	-42	12/9/09	L	A	106-118	-12
4/8/87	W	A	111-110	+1	2/1/98	L	H	97-103	-6	2/3/10	L	H	113-115	-2
4/13/87	W	H	123-118	+5	3/2/98	L	H	95-116	-21	4/6/10	L	H	86-95	-9
					3/12/98	L	A	86-97	-11					
12/22/87	W	H	120-96	+24						2/4/11	L	H	100-113	-13
12/30/87	L	A	108-140	-32	2/5/99	L	A	83-101	-18	3/11/11	L	A	103-108	-5
1/7/88	L	H	119-124	-5	3/16/99	L	H	109-121	-12	4/6/11	L	A	92-124	-32
3/4/88	W	A	134-132	+2	4/27/99	W	H	104-100[OT]	+4					
4/6/88	W	H	115-109	+6						1/20/12	W	A	88-86	+2
4/15/88	L	A	112-116	-4	1/13/00	W	H	107-103	+4	3/28/12	L	H	112-117	-5
					3/4/00	W	A	108-103[OT]	+5	4/18/12	L	H	102-127	-25
12/13/88	W	H	108-89	+19	4/5/00	W	A	108-98	+10					
12/21/88	L	A	107-125	-18	4/11/00	L	H	92-98[OT]	-6	11/9/12	L	H	86-97	-11
2/7/89	W	H	114-99	+15						2/19/13	L	H	102-108	-6
4/6/89	L	A	116-122	-6	11/29/00	L	A	79-82	-3	3/1/13	L	A	102-130	-28
					12/5/00	W	H	81-75	+6	4/12/13	L	A	101-108	-7
12/20/89	L	A	100-103	-3	1/25/01	L	H	91-97	-6					
2/26/90	L	H	96-105	-9	4/12/01	W	A	107-105[OT]	+2	12/29/13	L	A	104-112	-8
4/7/90	L	H	93-111	-18						2/1/14	L	A	93-95	-2
4/14/90	L	A	94-105	-11	11/4/01	W	H	103-83	+20	3/21/14	L	H	79-99	-20
					11/30/01	W	A	109-106[OT]	+3					
11/15/90	L	H	93-122	-29	2/12/02	L	A	99-86	+13	11/15/14	W	H	94-91	+3
12/28/90	L	A	88-104	-16	2/21/02	L	A	92-115	-23	11/28/14	L	A	104-112	-8
3/16/91	W	H	92-85	+7						2/27/15	L	H	96-107	-11
3/19/91	L	A	101-104	-3	12/8/02	W	A	104-80	+24	3/4/15	L	A	85-112	-27
					12/19/02	L	H	81-83	-2					
12/3/91	W	H	99-94	+5	2/16/03	L	H	101-104	-3	11/9/15	L	H	88-106	-18
12/23/91	L	A	90-101	-11	3/1/03	L	A	100-108	-8	2/24/16	L	H	92-108	-16
2/16/92	L	H	106-112	-6						3/5/16	L	A	94-104	-10
3/18/92	L	A	89-118	-29	1/29/04	W	A	96-91	+5					
					2/6/04	L	H	94-102	-8	10/27/16	L	H	94-102	-8
11/6/92	W	H	114-106	+8	3/14/04	W	H	101-87	+14	11/16/16	L	H	105-110	-5
1/30/93	L	A	124-129	-5	3/31/04	L	A	89-107	-18	3/8/17	L	A	104-114	-10
4/13/93	L	H	100-110	-10						3/19/17	L	A	102-118	-16
4/16/93	W	A	100-93	+7	11/3/04	L	A	85-101	-16					
					1/2/05	W	H	86-81	+5	12/23/17	L	H	99-108	-9
11/12/93	W	H	93-91	+2	1/23/05	L	H	73-103	-30	1/8/18	L	H	100-107	-7
1/25/94	L	A	91-107	-16	1/27/05	L	A	80-90	-10	1/28/18	L	A	98-113	-15
3/19/94	L	A	100-107	-7						4/9/18	L	A	85-98	-13
3/24/94	L	H	91-107	-16	11/21/05	L	H	93-96	-3					
					12/17/05	L	A	89-90	-1	11/12/18	W	H	104-99	+5
1/31/95	L	H	96-97	-1	4/5/06	W	A	97-87	+10	2/4/19	W	H	127-112	+15
2/4/95	L	A	96-97	-1						3/31/19	W	A	113-106	+7
4/6/95	L	H	94-96	-2	11/19/06	L	H	99-108	-9					
4/14/95	L	A	88-98	-10	12/2/06	L	A	98-100	-2					
					3/8/07	L	H	93-100	-7					
					4/11/07	L	A	100-109	-9					

	OVR	HM	RD
76-77	1-3	1-1	0-2
77-78	0-4	0-2	0-2
78-79	1-3	1-1	0-2
79-80	1-1	1-0	0-1
80-81	2-4	1-2	1-2
81-82	1-5	1-2	0-3
82-83	3-3	1-2	2-1
83-84	5-1	3-0	2-1
84-85	2-4	2-1	0-3
85-86	5-1	3-0	2-1
86-87	3-3	1-2	2-1
87-88	3-3	2-1	1-2
88-89	2-2	2-0	0-2
89-90	0-4	0-2	0-2
90-91	1-3	1-1	0-2
91-92	1-3	1-1	0-2
92-93	2-2	1-1	1-1
93-94	1-3	1-1	0-2
94-95	0-4	0-2	0-2
95-96	1-3	1-1	0-2
96-97	3-1	2-0	1-1
97-98	0-4	0-2	0-2
98-99	1-2	1-1	0-1
99-00	3-1	1-1	2-0
00-01	2-2	1-1	1-1
01-02	3-1	2-0	1-1
02-03	1-3	0-2	1-1
03-04	2-2	1-1	1-1
04-05	1-3	1-1	0-2
05-06	1-2	0-1	1-1
06-07	0-4	0-2	0-2
07-08	1-3	1-1	0-2
08-09	0-3	0-2	0-1
09-10	0-4	0-2	0-2
10-11	0-3	0-1	0-2
11-12	1-2	0-2	1-0
12-13	0-4	0-2	0-2
13-14	0-3	0-1	0-2
14-15	1-3	1-1	0-2
15-16	0-3	0-2	0-1
16-17	0-4	0-2	0-2
17-18	0-4	0-2	0-2
18-19	3-0	2-0	1-0

BACK TO TABLE OF CONTENTS

Scotiabank Arena, 40 Bay Street
Toronto, Onario, Canada M5J 2X2
PF Address: OVO Athletic Centre, 30 British Columbia Road, Toronto, Ontario, Canada M6K 3C3
Phone: (416) 815-5600
Website: Raptors.com
Twitter/Instagram: @raptors

COLORS:

Raptors Red | Raptors Black | Raptors Silver

HOME COURT (CAPACITY):
Scotiabank Arena (19,800) - opened 1999

FOUNDED: 1995-96 expansion team, Toronto Raptors

HEAD COACH: Nick Nurse (College - Northern Iowa)
ASSISTANT COACHES:
Adrian Griffin (College - Seton Hall)
Sergio Scariolo (College - Northern Iowa)
Nate Bjorkgren (College - Buena Vista)
Patrick Mutombo (College - Metro State (CO))
Jim Sann (College - Colorado)
Jon Goodwillie (College - Brock University)
Brittni Donaldson (College - Northern Iowa)
ASSISTANT COACH/DIRECTOR OF SPORTS SCIENCE:
Alex McKechnie (Leeds School of Physiotherapy)
HEAD ATHLETIC TRAINER:
Scott McCullough (College - Toronto)
STRENGTH AND CONDITIONING COACH:
Jon Lee (College - University of British Columbia)

CHAIRMAN OF THE BOARD & CHAIRMAN, NBA BOARD OF GOVERNORS: Lawrence M. Tanenbaum, O.C.
PRESIDENT: Masai Ujiri
GENERAL MANAGER: Bobby Webster
Dan Tolzman
DIRECTOR, COMMUNICATIONS: Jennifer Quinn
SENIOR MANAGER, BASKETBALL COMMUNICATIONS: Roven Yau
MANAGER, COMMUNICATIONS: Phil Summers
COORDINATORS, COMMUNICATIONS: Emma Marshall, Tasala Tahir
RADIO: TSN Radio 1050 (AM 1050), Sportsnet 590 (AM 590), Paul Jones, Eric Smith, Jack Armstrong, Sherman Hamilton
TV: TSN, , Sportsnet, Matt Devlin, Leo Rautins, Jack Armstrong

NBA TITLES WON: 1, 2018-19

ALL-TIME NBA RECORD: 902-1018 (.470)

2018-19 RECORD: 58-24 (1st in Atlantic)

2018-19 PLAYOFF RESULTS: Won 4-1 over Orlando in the First Round; Won 4-3 over Philadelphia in the Eastern Conference Semifinals; Won 4-2 over Milwaukee in the Eastern Conference Finals; Won 4-2 over Golden State in the NBA Finals

ALL-TIME SERIES (24 YEARS)

	OVERALL	HOME	ROAD
Sac-Era	26-19	17-5	9-14
All-Time	26-19	17-5	9-14

CURRENT STREAKS

	OVERALL	HOME	ROAD
Kings	L4	L2	L2

2019-20 SERIES SCHEDULE

DATE	SITE	TIME (PST)
11/6	Scotiabank Arena	4:30 p.m.
3/8	Golden 1 Center	6:00 p.m.

2018-19 VS. RAPTORS (0-2)

DATE	SITE	RESULT
11/7	Golden 1 Center	L, 105-114
1/22	Scotiabank Arena	L, 105-120

SERIES FACTS
Last Home Win: 11/20/16 (102-99)
Last Road Win: 11/6/16 (96-91)
Last Home Loss: 11/7/18 (105-114)
Last Road Loss: 1/22/19 (105-120)
Biggest Win: 30 (94-64) vs. Tor., 11/14/03
Biggest Loss: 25 (91-116) @ Tor., 1/16/08

2018-2019 SEASON SERIES (0-2) SACRAMENTO KINGS VS. TORONTO

PLAYER	G-GS	MIN	FG-FGA	PCT	3FG-A	PCT	FT-FTA	PCT	OFF	DEF	TOT	AST	PF-DQ	STL	TO	BLK	PTS	AVG
Fox	1-1	36	8-15	.533	2-4	.500	2-4	.500	0	1	1	4	4-0	0	5	0	20	20.0
Hield	2-2	71	14-36	.389	5-15	.333	6-6	1.000	0	7	7	8	4-0	2	5	2	39	19.5
Bagley	2-1	63	15-28	.536	1-3	.333	4-4	1.000	2	12	14	1	5-0	1	4	3	35	17.5
Cauley-Stein	2-2	58	14-20	.700	0-0	---	6-7	.857	1	13	14	6	7-0	1	1	1	34	17.0
Bogdanovic	2-1	55	9-22	.409	2-7	.286	3-4	.750	2	8	10	10	3-0	3	1	0	23	11.5
Giles	1-0	23	4-8	.500	0-0	---	3-6	.500	2	2	4	2	4-0	0	1	2	11	11.0
Ferrell	1-1	39	4-13	.308	2-5	.400	0-0	---	2	5	7	6	3-0	2	2	0	10	10.0
McLemore	1-0	13	3-4	.750	2-2	1.000	2-3	.667	1	1	2	0	3-0	0	1	1	10	10.0
Williams	1-0	14	3-3	1.000	0-0	---	1-2	.500	1	2	3	2	2-0	0	0	0	7	7.0
Shumpert	1-1	29	2-4	.500	1-3	.333	1-2	.500	0	2	2	6	4-0	2	1	0	6	6.0
Koufos	2-0	20	3-9	.333	0-0	---	1-2	.500	3	3	6	0	4-0	1	3	1	7	3.5
Jackson	2-0	25	2-6	.333	0-2	.000	0-0	---	1	0	1	2	4-0	1	1	0	4	2.0
Mason	2-0	17	2-6	.333	0-1	.000	0-0	---	1	1	2	6	2-0	1	3	1	4	2.0
Bjelica	1-1	19	0-5	.000	0-2	.000	0-0	---	0	1	1	3	4-0	4	1	1	0	0.0
KINGS	2	480	83-179	.464	15-44	.341	29-40	.725	16	58	74	56	53-0	18	29	12	210	105.0
RAPTORS	2	480	81-180	.450	27-76	.355	45-58	.776	25	74	99	42	41-0	17	38	9	234	117.0

2018-2019 SEASON SERIES (2-0) TORONTO RAPTORS VS. SACRAMENTO

PLAYER	G-GS	MIN	FG-FGA	PCT	3FG-A	PCT	FT-FTA	PCT	OFF	DEF	TOT	AST	PF-DQ	STL	TO	BLK	PTS	AVG
Leonard	1-1	31	7-17	.412	2-5	.400	9-9	1.000	2	9	11	2	0-0	0	5	0	25	25.0
Siakam	2-2	66	16-25	.640	1-6	.167	6-6	1.000	2	5	7	2	6-0	3	3	1	39	19.5
Lowry	2-2	69	12-28	.429	6-17	.353	5-6	.833	2	4	6	17	6-0	3	8	1	35	17.5
Miles	1-0	16	5-7	.714	4-5	.800	1-2	.500	1	1	2	1	3-0	0	0	1	15	15.0
Ibaka	2-2	53	11-23	.478	2-6	.333	5-6	.833	5	19	24	1	5-0	0	4	3	29	14.5
VanVleet	2-1	54	9-19	.474	5-12	.417	4-5	.800	1	7	8	9	6-0	3	2	1	27	13.5
Anunoby	1-0	24	5-9	.556	1-3	.333	0-0	---	3	4	7	0	3-0	1	0	0	11	11.0
Powell	1-0	21	4-7	.571	1-2	.500	2-5	.400	0	1	1	1	1-0	0	1	0	11	11.0
Valanciunas	1-0	20	4-7	.571	0-0	---	3-4	.750	2	8	10	1	3-0	0	1	1	11	11.0
Boucher	1-0	12	2-4	.500	0-2	.000	4-4	1.000	1	2	3	0	0-0	0	0	0	8	8.0
Green	2-2	54	4-18	.222	4-14	.286	0-0	---	2	5	7	3	3-0	2	5	1	12	6.0
Wright	2-0	37	2-9	.222	1-3	.333	6-7	.857	1	5	6	3	2-0	2	4	0	11	5.5
Loyd	1-0	1	0-1	.000	0-0	---	0-0	---	0	0	0	0	0-0	0	0	0	0	0.0
McCaw (TOT)	1-0	7	0-2	.000	0-1	.000	0-0	---	1	2	3	1	1-0	1	1	0	0	0.0
McCaw (TOR)	1-0	7	0-2	.000	0-1	.000	0-0	---	1	2	3	1	1-0	1	1	0	0	0.0
Monroe	1-0	12	0-4	.000	0-0	---	0-4	.000	2	2	4	1	2-0	2	2	0	0	0.0
Richardson	2-0	3	0-0	---	0-0	---	0-0	---	0	0	0	0	0-0	0	0	0	0	0.0
RAPTORS	2	480	81-180	.450	27-76	.355	45-58	.776	25	74	99	42	41-0	17	38	9	234	117.0
KINGS	2	480	83-179	.464	15-44	.341	29-40	.725	16	58	74	56	53-0	18	29	12	210	105.0



VINCE CARTER

KINGS VS RAPTORS

DATE	W/L	H/A	SCORE	+/-
11/8/95	W	A	109-90	+19
1/30/96	W	H	102-75	+27
11/26/96	W	A	98-87	+11
3/13/97	L	H	96-103	-7
1/21/98	L	A	98-99	-1
1/30/98	W	H	123-97	+26
1/6/00	L	A	89-101	-12
3/10/00	W	H	103-88	+15
2/23/01	W	A	119-118[3OT]	+1
3/6/01	W	H	98-91	+7
11/13/01	W	H	95-86	+9
3/17/02	W	A	116-113	+3
1/26/03	L	A	97-101	-4
3/14/03	W	H	119-84	+35
11/14/03	W	H	94-64	+30
2/22/04	W	A	96-81	+15
11/9/04	W	H	108-92	+16
1/5/05	L	A	93-96	-3
11/25/06	W	H	106-104	+2
1/29/06	L	A	123-124[OT]	-1
11/12/06	W	H	107-92	+15
1/17/07	L	A	85-101	-16
1/16/08	L	A	91-116	-25
3/16/08	W	H	106-100	+6
12/26/08	L	H	101-107	-6
1/25/09	L	A	97-113	-16
2/7/10	L	A	104-115	-11
3/10/10	W	H	113-90	+23
11/1/10	W	H	111-108	+3
1/9/11	L	A	112-118	-6
1/11/12	W	A	98-91	+7
12/5/12	W	H	107-100	+7
1/4/13	W	A	105-96	+9
2/5/14	W	H	109-101	+8
3/7/14	L	A	87-99	-12
12/2/14	L	H	109-117	-8
1/28/15	L	A	102-119	-17
11/15/15	W	H	107-101	+6
12/20/15	W	A	104-94	+10
11/16/16	W	A	96-91	+5
11/20/16	W	H	102-99	+3
12/10/17	L	H	87-102	-15
12/17/17	L	A	93-108	-15
11/7/18	L	H	105-114	-9
1/22/19	L	A	105-120	-15

	OVR	HM	RD
95-96	2-0	1-0	1-0
96-97	1-1	0-1	1-0
97-98	1-1	1-0	0-1
98-99	0-0	0-0	0-0
99-00	1-1	1-0	0-1
00-01	2-0	1-0	1-0
01-02	2-0	1-0	1-0
02-03	1-1	1-0	0-1
03-04	2-0	1-0	1-0
04-05	1-1	1-0	0-1
05-06	1-1	1-0	0-1
06-07	1-1	1-0	0-1
07-08	1-1	1-0	0-1
08-09	0-2	0-1	0-1
09-10	1-1	1-0	0-1
10-11	1-1	1-0	0-1
11-12	1-0	0-0	1-0
12-13	2-0	1-0	1-0
13-14	1-1	1-0	0-1
14-15	0-2	0-1	0-1
15-16	2-0	1-0	1-0
16-17	2-0	1-0	1-0
17-18	0-2	0-1	0-1
18-19	0-2	0-1	0-1

140 S. 500 W, Salt Lake City, UT 84115
Phone: (801) 325-2500
Website: Utahjazz.com
Twitter/Instagram: @utahjazz;
PR Twitter: @UtahJazzPR

COLORS:

Jazz Navy | Jazz Dark Green | Jazz Dark Yellow

HOME COURT (CAPACITY):
Vivint Smart Home Arena (18,306) - opened 1991

FOUNDED: 1974-75, New Orleans Jazz; 1979-80, Utah Jazz

HEAD COACH: Quin Snyder (College - Duke)
ASSISTANT COACHES: Alex Jensen (College - Utah)
Johnnie Bryant (College - Utah)
ASSISTANT COACH/BASKETBALL STRATEGY:
Zach Guthrie (Texas)
ASSISTANT COACH/D.A.V:
Vince Legarza (College - Miami (OH))
ASSISTANT COACH/PLAYER DEVELOPMENT:
Lamar Skeeter (College - Walsh University)
ASSISTANT COACH/INTEGRATED PLAYER DEVELOPMENT: Jeff Watkinson (North Carolina State)
ASSISTANT COACH/BASKETBALL OPERATIONS:
Mike Wells (College - Mt. Vernon Nazarene)
VICE PRESIDENT OF PERFORMANCE HEALTH CARE:
Mike Elliot (College - Arizona State)
HEAD ATHLETIC TRAINER: Eric Waters (College - Iowa)
DIRECTOR OF SPORTS SCIENCE:
Barnett Frank (College - North Carolina)
STRENGTH & CONDITIONING COACH:
Isaiah Wright (College -Utah)

OWNER: Gail Miller
EXECUTIVE VICE PRESIDENT: Don Stirling
EXECUTIVE VICE PRESIDENT OF BASKETBALL OPERATIONS: Dennis Lindsey
GENERAL MANAGER: Justin Zanik
SR. VICE PRESIDENT OF BASKETBALL OPERATIONS:
Linda Luchetti
VP OF PLAYER PERSONNEL: Walt Perrin
ASSISTANT GENERAL MANAGER: David Morway
SR. VICE PRESIDENT OF COMMUNICATIONS: Frank Zang
VICE PRESIDENT OF COMMUNICATIONS: Derek Garduño
DIRECTOR OF COMMUNICATIONS:
Madeline Wehle-Crandall
MANAGER OF COMMUNICATIONS: Danny Franks
RADIO: KZNS (97.5 FM), David Locke, Ron Boone
TV: AT&T SportsNet (cable), Craig Bolerjack, Matt Harpring, Kristen Kenney (sideline)

NBA TITLES WON: None

ALL-TIME NBA RECORD: 1964-1678 (.539)

2018-19 RECORD: 50-32 (3rd in Northwest)

2018-19 PLAYOFF RESULTS: Lost 1-4 to Houston in the First Round

ALL-TIME SERIES (45 YEARS)

	OVERALL	HOME	ROAD
Sac-Era	59-90	35-40	24-50
All-Time	92-113	60-43	32-70

CURRENT STREAKS

	OVERALL	HOME	ROAD
Kings	L2	L7	L1

2019-20 SERIES SCHEDULE

DATE	SITE	TIME (PST)
10/26	Vivint Smart Home Arena	6:00 p.m.
11/1	Golden 1 Center	7:00 p.m.
1/18	Vivint Smart Home Arena	6:00 p.m.

2018-19 VS. JAZZ (1-3)

DATE	SITE	RESULT
10/17	Golden 1 Center	L, 117-123
11/21	Vivint Smart Home Arena	W, 119-110
11/25	Golden 1 Center	L, 112-133
4/5	Vivint Smart Home Arena	L, 98-119

SERIES FACTS
Last Home Win: 12/8/15 (114-106)
Last Road Win: 11/21/18 (119-110)
Last Home Loss: 3/3/18 (91-98)
Last Road Loss: 12/10/16 (84-104)
Biggest Win: 36 (119-83) vs. Utah, 11/15/05
Biggest Loss: 42 (88-130) @ Utah, 1/25/95

2018-2019 SEASON SERIES (1-3) SACRAMENTO KINGS VS. UTAH

PLAYER	G-GS	MIN	FG-FGA	PCT	3FG-A	PCT	FT-FTA	PCT	OFF	DEF	TOT	AST	PF-DQ	STL	TO	BLK	PTS	AVG
Cauley-Stein	3-3	96	23-36	.639	0-0	---	6-12	.500	2	16	18	7	11-1	3	1	3	52	17.3
Bogdanovic	3-1	89	17-40	.425	5-15	.333	9-10	.900	3	8	11	11	7-0	1	6	0	48	16.0
Bjelica	4-4	95	22-35	.629	7-10	.700	7-8	.875	5	19	24	4	11-0	3	5	1	58	14.5
Hield	4-4	119	25-57	.439	8-21	.381	0-1	.000	3	17	20	6	17-1	2	12	1	58	14.5
Fox	4-4	108	21-46	.457	2-7	.286	11-17	.647	1	12	13	24	10-0	7	9	1	55	13.8
Bagley	4-1	99	18-43	.419	0-3	.000	12-19	.632	6	23	29	2	10-0	2	7	5	48	12.0
Barnes (TOT)	4-4	124	16-44	.364	6-16	.375	9-10	.900	1	18	19	4	5-0	4	7	0	47	11.8
Barnes (SAC)	1-1	27	3-7	.429	1-2	.500	0-0	---	0	7	7	1	0-0	1	1	0	7	7.0
Burks (TOT)	2-1	53	9-24	.375	3-6	.500	2-4	.500	2	7	9	4	3-0	1	2	2	23	11.5
Ferrell	3-1	71	8-17	.471	3-6	.500	11-11	1.000	0	2	2	8	5-0	0	2	0	30	10.0
Shumpert	2-1	47	6-13	.462	3-6	.500	2-2	1.000	1	5	6	2	7-0	1	0	1	17	8.5
Koufos	1-0	12	3-4	.750	0-0	---	0-0	---	1	3	4	0	2-0	0	1	0	6	6.0
Williams	2-0	17	5-8	.625	2-3	.667	0-0	---	1	1	2	1	0-0	1	1	1	12	6.0
Jackson	3-0	66	7-15	.467	0-6	.000	3-4	.750	1	7	8	1	4-0	2	0	0	17	5.7
Giles	3-0	37	7-17	.412	0-1	.000	0-0	---	5	7	12	7	9-0	4	5	2	14	4.7
Mason	4-0	37	5-12	.417	1-5	.200	5-6	.833	0	3	3	3	3-0	0	3	0	16	4.0
Brewer (TOT)	1-0	19	1-5	.200	0-1	.000	0-0	---	3	2	5	2	2-0	3	1	0	2	2.0
Brewer (SAC)	1-0	19	1-5	.200	0-1	.000	0-0	---	3	2	5	2	2-0	3	1	0	2	2.0
Labissiere	1-0	5	1-1	1.000	0-0	---	0-1	.000	0	1	1	0	3-0	0	0	0	2	2.0
Swanigan (TOT)	4-0	26	3-8	.375	0-2	.000	0-2	.000	0	5	5	2	7-0	0	2	0	6	1.5
Swanigan (SAC)	1-0	11	2-3	.667	0-1	.000	0-2	.000	0	3	3	1	3-0	0	1	0	4	4.0
McLemore	1-0	5	0-2	.000	0-1	.000	0-0	---	0	0	0	1	1-0	0	0	0	0	0.0
KINGS	4	960	174-361	.482	32-88	.364	66-93	.710	32	136	168	81	105-2	30	55	15	446	111.5
JAZZ	4	960	172-344	.500	50-129	.388	91-127	.717	37	148	185	102	92-0	35	62	22	485	121.3

2018-2019 SEASON SERIES (3-1) UTAH JAZZ VS. SACRAMENTO

PLAYER	G-GS	MIN	FG-FGA	PCT	3FG-A	PCT	FT-FTA	PCT	OFF	DEF	TOT	AST	PF-DQ	STL	TO	BLK	PTS	AVG
Mitchell	3-3	100	30-63	.476	9-24	.375	13-14	.929	0	10	10	14	10-0	3	5	1	82	27.3
Ingles	4-4	129	23-41	.561	13-26	.500	10-15	.667	1	8	9	26	11-0	9	13	0	69	17.3
Gobert	4-4	130	24-37	.649	0-0	---	19-27	.704	17	39	56	7	13-0	5	6	10	67	16.8
Allen	2-0	40	12-19	.632	5-9	.556	3-6	.500	1	0	1	3	6-0	1	7	1	32	16.0
Crowder	4-2	112	15-42	.357	6-27	.222	14-18	.778	1	17	18	4	6-0	1	2	1	50	12.5
Favors	3-2	69	15-22	.682	0-2	.000	7-13	.538	12	16	28	4	6-0	4	8	6	37	12.3
Burks	3-0	56	13-25	.520	5-12	.417	3-3	1.000	0	9	9	7	4-0	1	4	0	34	11.3
Rubio	4-4	83	16-36	.444	5-10	.500	8-12	.667	0	14	14	16	10-0	2	7	1	45	11.3
Exum	3-0	60	7-18	.389	1-4	.250	6-9	.667	1	5	6	5	5-0	2	2	1	21	7.0
Neto	2-0	21	2-6	.333	1-1	1.000	4-4	1.000	0	3	3	5	3-0	1	2	0	9	4.5
Niang	3-0	25	5-5	1.000	3-3	1.000	0-0	---	0	5	5	4	3-0	1	0	0	13	4.3
Sefolosha	2-0	38	2-8	.250	1-4	.250	3-4	.750	0	5	5	1	4-0	2	0	0	8	4.0
Udoh	2-0	18	3-4	.750	0-0	---	1-2	.500	2	6	8	1	3-0	2	0	0	7	3.5
Cavanaugh	1-0	4	1-2	.500	1-2	.500	0-0	---	0	1	1	0	0-0	0	0	0	3	3.0
Bradley	1-0	3	1-1	1.000	0-0	---	0-0	---	0	2	2	0	1-0	0	0	0	2	2.0
O'Neale	4-1	68	3-15	.200	0-5	.000	0-0	---	2	8	10	4	7-0	1	4	1	6	1.5
Mitrou-Long	1-0	4	0-0	---	0-0	---	0-0	---	0	0	0	1	0-0	0	1	0	0	0.0
JAZZ	4	960	172-344	.500	50-129	.388	91-127	.717	37	148	185	102	92-0	35	62	22	485	121.3
KINGS	4	960	174-361	.482	32-88	.364	66-93	.710	32	136	168	81	105-2	30	55	15	446	111.5



KINGS VS JAZZ

DATE	W/L	H/A	SCORE	+/-	DATE	W/L	H/A	SCORE	+/-	DATE	W/L	H/A	SCORE	+/-
11/16/85	L	H	96-100	-4	11/22/95	L	A	95-116	-21	11/12/07	L	A	93-117	-24
1/31/86	L	A	101-113	-12	3/5/96	L	H	97-112	-15	12/4/07	W	H	117-107	+10
3/1/86	L	A	94-110	-16	4/7/96	L	H	92-107	-15	1/25/08	L	A	113-127	-14
3/4/86	W	H	94-92	+2	4/20/96	L	A	92-104	-12	2/8/08	W	H	117-104	+13
4/9/86	W	A	113-108	+5										
4/10/86	L	H	108-119	-11	11/13/96	L	A	74-105	-31	11/28/08	L	A	94-120	-26
					2/11/97	L	H	98-120	-22	12/2/08	L	H	94-99	-5
12/6/86	L	H	111-114	-3	4/2/97	L	A	87-118	-31	2/6/09	L	H	107-111	-4
2/1/87	L	H	113-121	-8	4/20/97	L	H	109-113	-4	2/28/09	L	A	89-102	-13
3/12/87	L	H	109-113	-4	11/20/97	W	H	97-95	+2	11/7/09	W	A	104-99	+5
3/14/87	L	A	116-123	-7	12/9/97	W	H	113-101	+12	1/29/10	L	A	94-101	-7
4/6/87	W	A	110-104	+6	3/11/98	L	A	95-110	-15	2/26/10	W	H	103-99	+4
					4/16/98	L	A	86-99	-13					
11/7/87	L	A	100-121	-21						11/22/10	L	A	83-94	-11
12/5/87	L	H	117-126	-9	2/15/99	L	A	112-120[OT]	-8	2/7/11	L	H	104-107	-3
1/2/88	W	H	107-105	+2	3/30/99	W	H	104-101[OT]	+3	3/5/11	L	A	102-109[OT]	-7
2/3/88	L	A	91-123	-32	4/13/99	L	H	100-105[OT]	-5	4/3/11	W	H	106-97	+9
2/29/88	L	H	110-115	-5										
3/24/88	L	A	97-117	-20	11/12/99	W	H	105-92	+13	1/28/12	L	A	93-96	-3
					1/22/00	L	H	101-104	-3	2/28/12	W	H	103-96	+7
11/9/88	L	A	81-105	-24	2/17/00	L	A	108-119	-11	3/22/12	L	H	102-103	-1
12/3/88	L	H	73-107	-34	4/19/00	L	A	86-95	-9	3/30/12	W	A	104-103	+1
12/28/88	L	A	80-96	-16										
4/1/89	W	H	117-97	+20	2/13/01	W	A	97-94[OT]	+3	11/23/12	L	A	102-104	-2
					2/18/01	L	H	90-94	-4	11/24/12	W	H	108-97	+11
1/20/90	L	H	81-94	-13	3/11/01	W	H	105-90	+15	2/4/13	L	A	91-98OT	-7
2/17/90	L	A	106-110	-4	4/5/01	W	A	92-86	+6	2/9/13	W	H	120-109	+11
3/17/90	W	H	122-109[OT]	+13										
3/19/90	L	A	97-105	-8	1/24/02	W	H	113-80	+33	12/7/13	W	A	112-102*	10
					1/26/02	W	A	114-90	+24	12/11/13	L	H	101-122	-21
1/5/91	L	H	98-106	-8	2/26/02	W	H	107-81	+26	1/27/14	L	A	99-106	-7
1/25/91	L	A	93-105	-12	4/5/02	W	A	117-109	+8					
3/28/91	W	H	116-96	+20						12/8/14	W	H	101-92	+9
4/16/91	L	A	101-111	-10	12/14/02	W	A	98-96	+2	2/7/15	L	A	90-102	-12
					1/28/03	L	H	92-102	-10	4/5/15	L	H	95-101	-6
11/11/91	L	A	90-106	-16	3/7/03	W	A	108-105[OT]	+3	4/8/15	L	A	91-103	-12
1/29/92	L	A	105-124	-19	4/16/03	W	H	95-84	+11					
2/5/92	W	H	100-98	+2						12/8/15	W	H	114-106	+8
3/12/92	L	H	103-114	-11	11/19/03	W	A	118-110	+8	1/14/16	W	A	103-101	+2
					12/12/03	W	A	100-93	+7	3/13/16	L	H	99-108	-8
1/16/93	L	A	107-108	-1	12/28/03	W	H	98-89	+9					
2/9/93	L	H	114-119	-5	2/27/04	L	H	97-102	-5	12/10/16	L	A	84-104	-20
2/27/93	W	A	121-117	+4						12/21/16	W	A	94-93	+1
4/20/93	W	H	101-92	+9	12/31/04	W	A	109-102	+7	3/5/17	L	H	109-110[OT]	-6
					1/13/05	W	H	107-93	+14	3/29/17	L	H	82-112	-20
1/21/94	L	A	83-112	-29	4/18/05	L	A	82-92	-10					
2/18/94	W	H	90-81	+9						1/17/18	L	H	105-120	-15
4/12/94	L	A	91-126	-35	11/15/05	W	H	119-83	+36	3/3/18	L	H	91-98	-7
4/19/94	L	H	108-115	-7	2/3/06	L	A	79-89	-10	3/17/18	L	A	97-103	-6
					2/5/06	W	H	96-78	+18					
11/27/94	L	H	89-94	-5	3/25/06	W	A	91-89	+2	10/17/18	L	H	117-123	-4
1/25/95	L	A	88-130	-42						11/21/18	W	A	119-110	+10
3/7/95	L	H	95-102[OT]	-7	11/22/06	L	H	101-110	-9	11/25/18	L	H	112-133	-21
3/10/95	L	A	93-110	-17	12/15/06	W	A	98-97	+1	4/5/19	L	A	98-119	-21
					4/6/07	W	H	107-103	+4					

	OVR	HM	RD
74-75	2-2	2-0	0-2
75-76	1-3	1-1	0-2
76-77	2-2	2-0	0-2
77-78	2-2	2-0	0-2
78-79	3-1	2-0	1-1
79-80	6-0	3-0	3-0
80-81	5-1	3-0	2-1
81-82	3-3	2-1	1-2
82-83	4-2	3-0	1-2
83-84	3-3	3-0	0-3
84-85	2-4	2-1	0-3
85-86	2-4	1-2	1-2
86-87	1-5	0-3	1-2
87-88	1-5	1-2	0-3
88-89	1-3	1-1	0-2
89-90	1-3	1-1	0-2
90-91	1-3	1-1	0-2
91-92	1-3	1-1	0-2
92-93	2-2	1-1	1-1
93-94	1-3	1-1	0-2
94-95	0-4	0-2	0-2
95-96	0-4	0-2	0-2
96-97	0-4	0-2	0-2
97-98	2-2	2-0	0-2
98-99	1-2	1-1	0-1
99-00	1-3	1-1	0-2
00-01	3-1	1-1	2-0
01-02	4-0	2-0	2-0
02-03	3-1	1-1	2-0
03-04	3-1	1-1	2-0
04-05	2-1	1-0	1-1
05-06	3-1	2-0	1-1
06-07	2-1	1-1	1-0
07-08	2-2	2-0	0-2
08-09	0-4	0-2	0-2
09-10	2-1	1-0	1-1
10-11	1-3	1-1	0-2
11-12	2-2	1-1	1-1
12-13	2-2	2-0	0-2
13-14	1-2	0-1	1-1
14-15	1-3	1-1	0-2
15-16	2-1	1-1	1-0
16-17	1-3	0-2	1-1
17-18	0-3	0-2	0-1
18-19	1-3	0-2	1-1

BACK TO TABLE OF CONTENTS

WASHINGTON WIZARDS

601 F Street N.W., Washington, D.C. 20004
Phone: (202) 661-5000
Website: WashingtonWizards.com
Twitter: @WashWizards

COLORS:

Wizards Navy | Wizards Red | Wizards Silver

HOME COURT (CAPACITY):
Capital One Arena (20,362) - opened 1997

FOUNDED: 1961-62, Chicago Packers; 1962-63, Chicago Zephyrs; 1963-64, Baltimore Bullets; 1973-74, Capital Bullets; 1974-75, Washington Bullets; 1997-98, Washington Wizards

HEAD COACH: Scott Brooks (College - UC Irvine)
ASSOCIATE HEAD COACH:
Tony Brown (College - Arkansas)
ASSISTANT COACHES:
Mike Longabardi (College - Arkansas)
Jarrell Christian (College - USC)
Corey Gaines (College - Maryland)
Dean Oliver (College - Caltech)
Mike Terpstra (College - Northwest Nazarene)
ASSISTANT COACH/DIRECTOR OF PLAYER DEVELOPMENT: David Adkins (College - Radford)
DIRECTOR OF COACHING ADMINISTRATION:
Eric Sebastian
VICE PRESIDENT OF PLAYER PERFORMANCE:
Mark Simpson (College - Loughborough University (England))
LEAD PHYSICAL THERAPIST/DIRECTOR OF MEDICAL SERVICES: Steve Smith (College - Maryland Baltimore)
SENIOR PHYSICAL THERAPIST:
Jesse Phillips (College - USC)
ATHLETIC TRAINERS:
Jeff Bangs (College - West Chester)
Navin Hettiarachchi (College - West Virginia Wesleyan)
CHAIRMAN & CEO: Ted Leonsis
GENERAL MANAGER: Tommy Sheppard
CHIEF PLANNING & OPERATIONS OFFICER: Sashi Brown
CHIEF OF ATHLETIC CARE & PERFORMANCE: Daniel Medina
ASSISTANT GENERAL MANAGER/STRATEGY & ANALYTICS: Brett Greenberg
VICE PRESIDENT OF COLLEGE PERSONNEL: Frank Ross
VICE PRESIDENT OF PRO PERSONNEL: Johnny Rogers
VICE PRESIDENT OF COMMUNICATIONS: Scott Hall
DIRECTOR OF MEDIA RELATIONS: DeAndré Phillips
DIRECTOR BASKETBALL COMMUNICATIONS: Daren Jenkins
DIRECTOR OF CORPORATE COMMUNICATIONS:
Ketsia Colimon
RADIO: WNEW (99.1 FM)/WFED (1500 AM);
Dave Johnson, Glen Consor
TV: NBC Sports Washington (cable), Justin Kutcher, Drew Gooden, Caron Butler, Chris Miller

NBA TITLES WON: 1, 1977-78

ALL-TIME NBA RECORD: 2128-2569 (.453)

2018-19 RECORD: 32-50 (4th in Southeast)

2018-19 PLAYOFF RESULTS: Did not qualify

ALL-TIME SERIES (58 YEARS)

	OVERALL	HOME	ROAD
Sac-Era	32-34	21-11	11-23
All-Time	105-93		

CURRENT STREAKS

	OVERALL	HOME	ROAD
Kings	L1	W1	L6

2019-20 SERIES SCHEDULE

DATE	SITE	TIME (PST)
11/24	Capital One Arena	3:00 p.m.
3/3	Golden 1 Center	7:00 p.m.

2018-19 VS. WIZARDS (1-1)

DATE	SITE	RESULT
10/26	Golden 1 Center	W, 116-112
3/11	Capital One Arena	L, 115-121

SERIES FACTS
Last Home Win: 10/26/18 (116-112)
Last Road Win: 1/28/13 (96-94)
Last Home Loss: 10/29/17 (83-110)
Last Road Loss: 3/11/19 (115-121)
Biggest Win: 34 (106-72) vs. WAS, 12/19/00
Biggest Loss: 43 (108-151) @ WAS, 3/3/65

2018-2019 SEASON SERIES (1-1) SACRAMENTO KINGS VS. WASHINGTON

PLAYER	G-GS	MIN	FG-FGA	PCT	3FG-A	PCT	FT-FTA	PCT	OFF	DEF	TOT	AST	PF-DQ	STL	TO	BLK	PTS	AVG
Bjelica	2-1	72	14-26	.538	9-15	.600	4-5	.800	7	17	24	6	6-0	2	1	1	41	20.5
Fox	2-2	69	15-30	.500	4-8	.500	7-12	.583	0	5	5	17	7-0	3	8	0	41	20.5
Hield	2-2	69	14-38	.368	3-16	.188	6-8	.750	2	7	9	4	5-0	0	5	1	37	18.5
Barnes (TOT)	2-2	66	12-25	.480	3-10	.300	7-7	1.000	3	14	17	6	6-0	3	3	0	34	17.0
Barnes (SAC)	1-1	35	6-12	.500	1-5	.200	2-2	1.000	0	4	4	3	2-0	1	1	0	15	15.0
Cauley-Stein	2-2	59	12-24	.500	0-0	---	3-8	.375	5	14	19	9	3-0	3	3	1	27	13.5
Bogdanovic	1-1	25	2-7	.286	1-3	.333	8-8	1.000	0	4	4	4	2-0	0	3	0	13	13.0
Bagley	1-0	23	5-11	.455	1-1	1.000	0-2	.000	4	4	8	0	2-0	1	5	1	11	11.0
Burks (TOT)	3-2	74	10-21	.476	4-10	.400	2-4	.500	1	11	12	14	7-0	2	2	0	26	8.7
Burks (SAC)	1-0	5	2-3	.667	0-0	---	0-0	---	0	0	0	1	1-0	1	0	0	4	4.0
Brewer (TOT)	1-0	15	2-2	1.000	1-1	1.000	3-4	.750	1	3	4	0	3-0	2	1	1	8	8.0
Brewer (SAC)	1-0	15	2-2	1.000	1-1	1.000	3-4	.750	1	3	4	0	3-0	2	1	1	8	8.0
Giles	2-0	25	6-11	.545	0-1	.000	3-4	.750	2	6	8	3	4-0	0	2	1	15	7.5
Jackson	1-0	29	3-9	.333	1-7	.143	0-0	---	1	4	5	2	2-0	2	1	0	7	7.0
Ferrell	2-0	17	2-4	.500	1-2	.500	1-1	1.000	0	2	2	3	1-0	0	3	0	6	3.0
Mason	1-0	8	1-4	.250	0-2	.000	1-1	1.000	0	1	1	1	1-0	0	0	0	3	3.0
Williams	1-0	12	1-1	1.000	1-1	1.000	0-0	---	0	1	1	0	1-0	1	0	0	3	3.0
Shumpert	1-1	17	0-4	.000	0-2	.000	0-0	---	1	5	6	0	3-0	0	1	1	0	0.0
KINGS	2	480	85-186	.457	23-64	.359	38-55	.691	23	77	100	53	43-0	16	35	7	231	115.5
WIZARDS	2	480	80-172	.465	28-79	.354	45-56	.804	12	77	89	51	52-1	20	38	8	233	116.5

2018-2019 SEASON SERIES (1-1) WASHINGTON WIZARDS VS. SACRAMENTO

PLAYER	G-GS	MIN	FG-FGA	PCT	3FG-A	PCT	FT-FTA	PCT	OFF	DEF	TOT	AST	PF-DQ	STL	TO	BLK	PTS	AVG
Wall	1-1	37	9-20	.450	1-6	.167	7-8	.875	1	1	2	8	6-1	3	2	3	26	26.0
Beal	2-2	77	15-39	.385	6-20	.300	12-14	.857	2	12	14	9	9-0	6	8	0	48	24.0
Oubre	1-0	29	8-13	.615	5-8	.625	1-1	1.000	1	8	9	2	2-0	1	1	1	22	22.0
Morris	1-1	37	6-10	.600	1-5	.200	0-2	.000	0	7	7	1	3-0	0	3	2	13	13.0
Portis (TOT)	2-1	52	9-20	.450	2-4	.500	6-7	.857	3	18	21	2	4-0	3	6	2	26	13.0
Portis (WAS)	1-1	33	6-12	.500	1-2	.500	4-5	.800	1	12	13	1	2-0	3	5	1	17	17.0
Ariza (TOT)	2-2	64	10-27	.370	4-15	.267	1-2	.500	3	10	13	6	3-0	3	4	0	25	12.5
Ariza (WAS)	1-1	37	5-14	.357	1-7	.143	0-0	---	2	8	10	3	2-0	0	0	0	11	11.0
Parker (TOT)	2-0	42	10-19	.526	4-6	.667	1-2	.500	0	7	7	4	3-0	0	8	0	25	12.5
Parker (WAS)	1-0	24	7-13	.538	3-5	.600	1-2	.500	0	4	4	4	1-0	0	3	0	18	18.0
Green	2-1	56	8-15	.533	1-5	.200	7-7	1.000	2	9	11	5	4-0	0	5	1	24	12.0
Randle	1-0	15	4-6	.667	2-4	.500	2-2	1.000	0	0	0	1	3-0	3	0	0	12	12.0
Satoransky	2-1	48	6-11	.545	3-6	.500	4-5	.800	2	4	6	10	6-0	2	3	0	19	9.5
Brown	1-0	13	1-3	.333	1-1	1.000	3-4	.750	0	3	3	1	3-0	0	1	0	6	6.0
Rivers	1-0	20	2-6	.333	2-5	.400	0-0	---	0	2	2	2	4-0	0	3	0	6	6.0
Porter	1-1	22	2-6	.333	1-4	.250	0-0	---	1	2	3	2	1-0	0	2	0	5	5.0
Mahinmi	1-1	19	1-2	.500	0-1	.000	2-4	.500	0	5	5	1	3-0	2	1	0	4	4.0
Bryant	1-0	14	0-2	.000	0-0	---	2-2	1.000	0	0	0	1	3-0	0	1	0	2	2.0
WIZARDS	2	480	80-172	.465	28-79	.354	45-56	.804	12	77	89	51	52-1	20	38	8	233	116.5
KINGS	2	480	85-186	.457	23-64	.359	38-55	.691	23	77	100	53	43-0	16	35	7	231	115.5



KINGS VS WIZARDS

DATE	W/L	H/A	SCORE	+/-
12/8/85	L	A	89-111	-22
1/6/86	W	H	106-87	+19
1/12/87	L	A	109-113	-4
2/14/87	W	H	136-111	+25
1/17/88	L	A	113-130	-17
2/25/88	L	H	110-129	-19
2/14/89	L	H	99-107	-8
3/10/89	L	A	97-114	-17
2/2/90	L	A	99-108	-9
2/13/90	W	H	106-98	+8
11/20/90	W	A	87-82	+5
12/6/90	W	H	104-86	+18
2/12/92	W	H	98-97	+1
2/23/92	W	A	124-117	+5
12/8/93	L	H	106-114	-8
4/1/93	W	A	117-97	+20
12/23/93	W	H	114-88	+26
12/29/93	W	A	103-97	+6
12/20/94	W	H	105-102	+3
2/25/95	L	A	98-102	-4
1/12/96	L	A	88-117	-29
3/3/96	L	H	99-108	-9
12/16/96	L	H	89-97	-8
1/25/97	L	A	105-113	-8
12/4/97	L	A	96-118	-22
2/15/98	W	H	88-86	+2
2/25/99	W	A	115-105	+10
12/4/99	W	A	114-104	+10
3/21/00	W	H	98-86	+12
12/19/00	W	H	106-72	+34
2/22/01	W	A	115-110	+5
2/7/02	L	A	101-108	-7
2/14/02	W	H	109-93	+16
2/11/03	W	H	99-80	+19
4/2/03	W	A	105-99	+6
3/17/04	L	A	108-114	-6
3/28/04	W	H	100-92	+8
12/21/04	W	H	104-93	+13
2/27/05	W	A	110-108	+2
3/5/06	L	A	107-117	-10
3/28/06	L	H	84-97	-13
12/21/06	L	H	119-126	-7
2/22/07	L	A	106-109	-3
12/15/07	L	A	79-92	-13
3/28/08	L	H	108-114	-6
1/21/09	L	H	107-110	-3
3/15/09	L	A	104-106	-2
12/16/09	W	H	112-109	+3
1/16/10	L	A	86-96	-10
12/8/10	W	H	116-91	+25
1/11/11	L	A	133-136 OT	-3
2/22/12	W	A	115-107	+8
1/16/13	W	H	95-94	+1
1/28/13	W	A	96-94	+2
2/9/14	L	A	84-93	-9
3/18/14	W	H	117-111 OT	+6
3/14/15	L	A	97-113	-16
3/22/15	W	H	109-86	+23
12/21/15	L	A	99-113	-14
3/30/16	W	H	120-111	+9
11/28/16	L	A	95-101 OT	-6
3/10/17	L	H	122-130 OT	-8
10/29/17	L	H	83-110	-27
11/13/17	L	A	92-110	-18
10/26/18	W	H	116-112	+4
3/11/19	L	A	115-121	-6

	OVR	HM	RD
61-72 (ROC/CIN)			
54-39			
72-73	1-3	1-1	0-2
73-74	1-3	0-2	1-1
74-75	1-3	1-1	0-2
75-76	1-3	1-1	0-2
76-77	2-2	2-0	0-2
77-78	2-2	1-1	1-1
78-79	3-0	2-0	1-0
79-80	2-0	1-0	1-0
80-81	1-1	1-0	0-1
81-82	0-2	0-1	0-1
82-83	2-0	1-0	1-0
83-84	2-0	1-0	1-0
84-85	1-1	1-0	0-1
85-86	1-1	1-0	0-1
86-87	1-1	1-0	0-1
87-88	0-2	0-1	0-1
88-89	0-2	0-1	0-1
89-90	1-1	1-0	0-1
90-91	2-0	1-0	1-0
91-92	2-0	1-0	1-0
92-93	1-1	0-1	1-0
93-94	2-0	1-0	1-0
94-95	1-1	1-0	0-1
95-96	0-2	0-1	0-1
96-97	0-2	0-1	0-1
97-98	1-1	1-0	0-1
98-99	1-0	0-0	1-0
99-00	2-0	1-0	1-0
00-01	2-0	1-0	1-0
01-02	1-1	1-0	0-1
02-03	2-0	1-0	1-0
03-04	1-1	1-0	0-1
04-05	2-0	1-0	1-0
05-06	0-2	0-1	0-1
06-07	0-2	0-1	0-1
07-08	0-2	0-1	0-1
08-09	0-2	0-1	0-1
09-10	1-1	1-0	0-1
10-11	1-1	1-0	0-1
11-12	1-0	0-0	1-0
12-13	2-0	1-0	1-0
13-14	1-1	1-0	0-1
14-15	1-1	1-0	0-1
15-16	1-1	1-0	0-1
16-17	0-2	0-1	0-1
17-18	0-2	0-1	0-1
18-19	1-1	1-0	0-1

BACK TO TABLE OF CONTENTS

NBA

WESTERN CONFERENCE

SOUTHWEST DIVISION
DALLAS MAVERICKS
HOUSTON ROCKETS
MEMPHIS GRIZZLIES
NEW ORLEANS PELICANS
SAN ANTONIO SPURS

NORTHWEST DIVISION
DENVER NUGGETS
MINNESOTA TIMBERWOLVES
OKLAHOMA CITY THUNDER
PORTLAND TRAIL BLAZERS
UTAH JAZZ

PACIFIC DIVISION
GOLDEN STATE WARRIORS
LOS ANGELES CLIPPERS
LOS ANGELES LAKERS
PHOENIX SUNS
SACRAMENTO KINGS

EASTERN CONFERENCE

ATLANTIC DIVISION
BOSTON CELTICS
BROOKLYN NETS
NEW YORK KNICKS
PHILADELPHIA 76ERS
TORONTO RAPTORS

CENTRAL DIVISION
CHICAGO BULLS
CLEVELAND CAVALIERS
DETROIT PISTONS
INDIANA PACERS
MILWAUKEE BUCKS

SOUTHEAST DIVISION
ATLANTA HAWKS
CHARLOTTE HORNETS
MIAMI HEAT
ORLANDO MAGIC
WASHINGTON WIZARDS

KEY DATES

JULY 1-6
Moratorium Period
(ends at noon ET on July 6)

JULY 6
NBA Teams may begin signing free agents to contracts (noon ET)

JULY 1-3
California Classic
(Sacramento, Calif.)

JULY 1-3
Utah Jazz Summer League
(Salt Lake City, Utah.)

JULY 5-15
MGM Resorts NBA Summer League (Las Vegas, Nev.)

SEPTEMBER 6
Naismith Memorial Basketball Hall of Fame Enshrinement (Springfield, Mass.)

SEPTEMBER 27
First allowable date for players participating in preseason NBA Global games to report to their teams
(no earlier than 11 a.m. local time)

SEPTEMBER 28
Training Camps open for all teams participating in preseason games outside North America

SEPTEMBER 30
First allowable date for all other veteran players to report to their teams
(no earlier than 11 a.m. local time)

SEPTEMBER 30
NBA Preseason games begin

OCTOBER 1
Training Camps open for all other teams

OCTOBER 4
NBA India Games, Indiana Pacers vs. Sacramento Kings (Mumbai)

OCTOBER 5
NBA India Games, Indiana Pacers vs. Sacramento Kings (Mumbai)

OCTOBER 8
NBA Japan Games, Houston Rockets vs. Toronto Raptors (Tokyo)

OCTOBER 10
NBA Japan Games, Houston Rockets vs. Toronto Raptors (Tokyo)

OCTOBER 10
NBA China Games 2019, Brooklyn Nets vs. Los Angeles Lakers (Shanghai)

OCTOBER 12
NBA China Games 2019, Brooklyn Nets vs. Los Angeles Lakers (Shenzhen)

OCTOBER 17
NBA Canada Series 2019, Dallas Mavericks vs. LA Clippers (Vancouver)

OCTOBER 18
NBA Preseason ends

OCTOBER 21
Rosters set for NBA Opening Day (5 p.m. ET)

OCTOBER 22
Start of the 2019-12 NBA Regular Season (NBA Tip-Off 2019)

DECEMBER 12
NBA Mexico City Games 2019, Dallas Mavericks vs. Detroit Pistons (Mexico City)

DECEMBER 14
NBA Mexico City Games 2019, San Antonio Spurs vs. Detroit Pistons (Mexico City)

JANUARY 5
10-day contracts may now be signed

JANUARY 10
All contracts are guaranteed for the remainder of the season

JANUARY 15
Last day to sign NBA Two-Way contracts

JANUARY 24
NBA Paris Game 2020, Charlotte Hornets vs. Milwaukee Bucks (Paris)

FEBRUARY 6
NBA Trade Deadline (3 p.m. ET)

FEBRUARY 14-16
NBA All-Star 202 (Chicago, IL)

MARCH 1
Playoff Eligibility Waiver Deadline

APRIL 15-18
Portsmouth Invitational Tournament (Portsmouth, VA)

APRIL 15
Regular Season ends

APRIL 17
Rosters set for NBA Playoffs 2019 (3 p.m. ET)

APRIL 18
NBA Playoffs 202 begin

APRIL 26
NBA Early Entry Eligibility Deadline (11:59 p.m. ET)

MAY 4-5
Conference Semifinals begin (possible move up to May 2-3

MAY 19
NBA Draft Lottery 2020 (Chicago)

MAY 19-20
Conference Finals begin (possible move up to May 17-18)

MAY 21-24
NBA Draft Combine 2020 (Chicago)

JUNE 4
NBA Finals 2020 begin

JUNE 15
NBA Draft Early Entry Entrant Withdrawal Deadline (5 p.m. ET)

JUNE 21
The Finals 2020 latest possible date

JUNE 25
NBA Draft 2020

NATIONAL BASKETBALL ASSOCIATION
NBA ENTERTAINMENT
WOMEN'S NATIONAL BASKETBALL ASSOCIATION
NBA G LEAGUE
NBA 2K LEAGUE

NEW YORK
Olympic Tower 645 Fifth Avenue
New York, NY 10022
Telephone: (212) 407-8000
Fax: (212) 832-3861

NEW JERSEY
100 Plaza Drive
Secaucus, NJ 07094
Telephone: (201) 865-1500
Fax: (201) 974-5973

INTERNATIONAL OFFICES

AFRICA
9th Floor GreenPark Corner
3 Lower Road Morningside 2196
Johannesburg, South Africa
Telephone: +27-100-072-668

ASIA/PACIFIC

CHINA—BEIJING
19th Floor, Office Tower 2
China Central Place
No. 79 Jianguo Road
Chaoyang District
Beijing, China 100025
Telephone: +86-10-5200-8200
Fax: +86-10-5200-8202

CHINA—SHANGHAI
Unit 2703-2708, 27F, Tower 2 Plaza
66 1266 Nanjing West Road,
Jing An District
Shanghai, China 200040
Telephone: +86-21-6137-2200
Fax: +86-21-6288-9920

HONG KONG
Room 3101, Lee Gardens One
33 Hysan Avenue
Causeway Bay, Hong Kong
Telephone: +852-2843-9600
Fax: +852-2536-4808

PHILIPPINES
Unit 1701, World Plaza Building
5th Avenue corner 30th Street
Bonifacio, Global City
Taguig, 1634 Philippines
Jandric Lim, Communications
Telphone: +632-866-8205

TAIWAN
Suite 1303, No. 88, Section 2
Chung Hsiao East Road
Taipei, Taiwan ROC 100
Telephone: +886-2-2397-8000
Fax: +886-2-2358-1098

CANADA
50 Bay Street, Suite 1402
Toronto, Ontario Canada M5J 3A5
Telephone: (416) 682-2000
Fax: (416) 364-0205

EUROPE & THE MIDDLE EAST

LONDON
Endeavour House
189 Shaftesbury Avenue
London, United Kingdom WC2H 8JR
Telephone: +44-20-7420-8900

SPAIN
Leganitos Street 6th Floor
28013 Madrid, Spain
Ignasi Castello, Communications,
Telephone: +34-912-153-573

INDIA
Tower 1, 10th Floor
Indiabulls Finance Center
Senapati Bapat Marg
Mumbai Maharashtra 400013
Telephone: +91-22-6124-6100

LATIN AMERICA

BRAZIL
Av Borges de Medeiros, 633
Sala 301 – Leblon
Rio de Janeiro, RJ, Brazil 22430-041
Telephone: +55-21-3206-6400
Fax: +55-21-2586-6001

MEXICO
Av. Prolongacion Paseo de la Reforma
No. 1236, Planta Baja Desarrollo
Santa Fe
Cuajimalpa De Morelos
Ciudad De Mexico 05348
Telephone: +52-55-9171-7700

BACK TO TABLE OF CONTENTS



AGUA CALIENTE CLIPPERS OF ONTARIO
968 Haven Ave. #120;
Rancho Cucamonga, Ca 91730
Tel: (909) 406-9090
Arena: Citizens Business Bank Arena
Media Relations Contact:
Collete Garcia
(cgarcia@clippers.com
Website: www.aguacalienteclippers.com
NBA Affiliation: LA Clippers

AUSTIN SPURS
13581 Pond Springs Road, Suite 108, Austin, TX 78729
Tel: (512) 236-8333
Fax: (512) 236-8444
Arena: H-E-B Center at Cedar Park
Media Relations Contact:
Perri Travillion
(ptravillion@attcenter.com);
Lauren Venticinque
(lventicinque@attcenter.com); Amanda Janczak (ajanczak@attcenter.com)
Website: www.austinspurs.com
NBA Affiliation: San Antonio

CANTON CHARGE
1101 Market Avenue North; Canton, OH 44702
Tel: (866) 444-1944
Fax: (330) 489-1703
Arena: Canton Memorial Civic Center
Media Relations Contact: Sean Wyatt
(swyatt@cantoncharge.com);
Joanna Radov (jradov@cantoncharge.com)
Website: www.cantoncharge.com
NBA Affiliation: Cleveland

CAPITAL CITY GO-GO
1100 Oak Drive SE; Washington, DC 20004
Tel: (202) 218-5278
Arena: Entertainment & Sports Arena in Congress Heights
Media Relations Contact: Matt Quinn
(mquinn@monumentalsports.com)
Website: www.CapitalCityGoGo.com
NBA Affiliation: Washington

COLLEGE PARK SKYHAWKS
101 Marietta St. NW Suite 1100; Atlanta, GA 30303
Tel: (404) 878-3800
Arena: Gateway Center Arena @ College Park
Media Relations Contact: Alli Ehrhardt
(alli.ehrhardt@cpskyhawks.com)
Website: www.cpskyhawks.com
NBA Affiliation: Atlanta

DELAWARE BLUE COATS
401 Garascges Lane,
Wilmington, DE 19801
Tel: (302) 504-7587
Arena: 76ers Fieldhouse
Media Relations Contact: Matt Murphy
(mattmurphy@76ers.com);
Alex Yoh (alexyoh@76ers.com)
Website: www.sixers.com/bluecoats
NBA Affiliation: Philadelphia

ERIE BAYHAWKS
110 East 8th Street
Erie, PA 16501
Tel: (814) 790-5600
Arena: Erie Insurance Arena
Media Relations Contact: Michael Somrak
(michael.somrak@nbaerie.com)
Website: www.nbaerie.com
NBA Affiliation: New Orleans

FORT WAYNE MAD ANTS
1910 St. Joe Center Rd, Suite 61; Fort Wayne, IN 46825
Tel: (260) 469-4667
Arena: Allen County War Memorial Coliseum
Media Relations Contact: Ryan Stevens
(rstevens@ftwaynemadants.com)
Website: www.ftwaynemadants.com
NBA Affiliation: Indiana

GRAND RAPIDS DRIVE
40 Monroe Center NW, Suite 200; Grand Rapids MI 49503
Tel: (844) 473-7483
Arena: DeltaPlex Arena
Media Relations Contact: Rob Johnson
(rjohnson@nbagrandrapids.com)
Website: www.nbagrandrapids.com
NBA Affiliation: Detroit

GREENSBORO SWARM
2411 B West Gate City Blvd.; Greensboro, NC 27403
Tel: (336) 907-3600
Arena: Fieldhouse at the Greensboro Coliseum Complex
Media Relations Contact: Justin Trujillo
(jtrujillo@gsoswarm.com)
Website: www.gsoswarm.com
NBA Affiliation: Charlotte

IOWA WOLVES
730 3rd Street; Des Moines, Iowa 50309
Tel: (515) 564-8550
Fax: (515) 564-8551
Arena: Wells Fargo Arena
Media Relations Contact: Seth Nutting
(seth.nutting@iawolves.com)
Website: www.iawolves.com
NBA Affiliation: Minnesota

LAKELAND MAGIC
701 West Lime Street; Lakeland, FL 33815
Tel: (863) 825-3258
Fax: (863) 825-3279
Arena: RP Funding Center
Media Relations Contact: Ashley Foss
(afoss@lakelandmagic.com)
Website: www.lakelandmagic.com
NBA Affiliation: Orlando

LONG ISLAND NETS
168 39th Street, 8th Floor; Brooklyn, NY 11232
Tel: (718) 215-2299
Fax: (718) 522-3544
Arena: NYCB Live's Nassau Veterans Memorial Coliseum
Media Relations Contact: Megan Walsh
(mwalsh@brooklynnets.com)
Website: www.longislandnets.com
NBA Affiliation: Brooklyn

MAINE RED CLAWS
550 Forest Avenue; Portland, ME 04012
Tel: (207) 210-6655
Fax: (207) 210-6659
Arena: Portland Exposition Building
Media Relations Contact: Evans Boston
(eboston@maineredclaws.com)
Website: www.maineredclaws.com
NBA Affiliation: Boston

NBA G-LEAGUE DIRECTORY



MEMPHIS HUSTLE
191 Beale Street; Memphis, TN 28103
Tel: (901) 205-1234
Fax: (901) 205-1244
Arena: Landers Center
Media Relations Contact: Geoffrey Langham
(glangham@grizzlies.com)
Website: www.memphishustle.com
NBA Affiliation: Memphis

NORTHERN ARIZONA SUNS
3201 N. Main Street, Prescott Valley, AZ 86314
Tel: (928) 772-7867
Arena: Findlay Toyota Center
Media Relations Contact: Jake Withee
(jwithee@nazsuns.com)
Website: www.nazsuns.com
NBA Affiliation: Phoenix

OKLAHOMA CITY BLUE
208 Thunder Drive; Oklahoma City, OK 73102
Tel: (405) 208-4800
Fax: (405) 429-7900
Arena: Cox Convention Center
Media Relations Contact: Laila Wani
(lwani@okcthunder.com);
Shelby Willingham
(swillingham@okcthunder.com)
Website: www.oklahomacityblue.com
NBA Affiliation: Oklahoma City

RAPTORS 905
5600 Rose Cherry Place;
Mississauga, ON L4Z4B6
Tel: (416) 815-5600
Fax: (416) 357-9205
Arena: Paramount Fine Foods Centre
Media Relations Contact: Stefano Toniutti
(Stefano.toniutti@mlse.com)
Website: www.raptors905.com
NBA Affiliation: Toronto

RIO GRANDE VALLEY VIPERS
4900 S. I-69; Edinburg, Texas, 78539
Tel:(956) 369-8959
Fax: (956) 972-1150
Arena: Bert Ogden Arena
Media Relations Contact: Amairani Ramirez
(mediarelations@rgvipers.com)
Website: www.rgvipers.com
NBA Affiliation: Houston

SALT LAKE CITY STARS
301 West South Temple;
Salt Lake City, UT 84101
Tel: (801) 325-2500
Arena: Lifetime Activities Center – Bruin Arena
Media Relations Contact: Matt de Nesnera
(matt.denesnera@utahjazz.com);
Olivia Hill (olivia.hill@utahjazz.com)
Website: www.slcstars.com
NBA Affiliation: Utah

SANTA CRUZ WARRIORS
903 Pacific Avenue, Suite 101;
Santa Cruz, CA 95060
Tel: (831) 731-4396
Arena: Kaiser Permanente Arena
Media Relations Contact: Massimo Degaudenzi
(massimo@santacruzbasketball.com)
Website: www.santacruzbasketball.com
NBA Affiliation: Golden State

SIOUX FALLS SKYFORCE
2131 South Minnesota Ave;
Sioux Falls, SD 57105
Tel: (605) 332-0605
Arena: Sanford Pentagon
Media Relations Contact: Matt Dykstra
(mdykstra@skyforceonline.com)
Website: www.skyforceonline.com
NBA Affiliation: Miami

SOUTH BAY LAKERS
2275 E. Mariposa Ave.; El Segundo, CA 90245
Tel: (310) 426-6000
Fax: (310) 426-6031
Arena: Toyota Sports Center
Media Relations Contact: Noah Camarena
(ncamarena@sb-lakers.com)
Website: www.sblakers.com
NBA Affiliation: Los Angeles Lakers

STOCKTON KINGS
400 E. Main, Suite 760; Stockton, CA 95202
Tel: (888) 465-7209
Arena: Stockton Arena
Media Relations Contact: Rahsaan Gethers
(rgethers@kings.com)
Website: www.stocktonkings.com
NBA Affiliation: Sacramento

TEXAS LEGENDS
2601 Avenue of the Stars, Suite 300;
Frisco, TX 75034
Tel: (214) 469-0822
Fax: (214) 469-0823
Arena: Comerica Center
Media Relations Contact: Britney Wynn
(bwynn@texlegends.com)
Website: www.texlegends.com
NBA Affiliation: Dallas

WESTCHESTER KNICKS
198 Central Ave.; White Plains, NY 10606
Tel: (914) 559-6888
Arena: Westchester County Center
Media Relations Contact: Ajah Hawley-Alexander (derek.lapinski@msg.com)
Website: www.westchesterknicks.com
NBA Affiliation: New York

WINDY CITY BULLS
5333 Prairie Stone Parkway;
Hoffman Estates, IL 60192
Tel: (84) 396-7070
Arena: Sears Centre Arena
Media Relations Contact: Joe Kessenich
(khutchinson@bulls.com)
Website: www.windycitybulls.com
NBA Affiliation: Chicago

WISCONSIN HERD
549 High Avenue; Oshkosh, WI 54901
Tel: (920) 233-4374
Fax: (920) 744-0238
Arena: Menominee Nation Arena
Media Relations Contact: Eric Kohlbeck
(ekohlbeck@bucks.com)
Website: www.wisconsinherd.com
NBA Affiliation: Milwaukee

BACK TO TABLE OF CONTENTS

NBA G-LEAGUE 2018-19 SEASON

G LEAGUE EASTERN CONFERENCE

SOUTHEAST DIVISION	W-L	PCT	GB	HOME	AWAY
Long Island	34-16	.680	---	19-6	15-10
Raptors 905	29-21	.580	5.0	13-12	16-9
Westchester	29-21	.580	5.0	16-9	13-12
Delaware	21-29	.420	13.0	13-12	8-17
Maine	19-31	.380	15.0	11-14	8-17

SOUTHEAST DIVISION	W-L	PCT	GB	HOME	AWAY
Grand Rapids	28-22	.560	---	14-11	14-11
Windy City	27-23	.540	1.0	15-10	12-13
Fort Wayne	23-27	.460	5.0	14-11	9-16
Canton	22-28	.440	6.0	10-15	12-13
Wisconsin	12-38	.240	16.0	8-17	4-21

SOUTHEAST DIVISION	W-L	PCT	GB	HOME	AWAY
Lakeland	32-18	.640	---	18-7	14-11
Capital City	25-25	.500	7.0	14-11	11-14
Erie	24-26	.480	8.0	17-8	7-18
Greensboro	24-26	.480	8.0	10-15	14-11

G LEAGUE WESTERN CONFERENCE

SOUTHWEST DIVISION	W-L	PCT	GB	HOME	AWAY
Rio Grande Valley	34-16	.680	---	18-7	16-9
Salt Lake City	27-23	.540	7.0	15-10	12-13
Austin	20-30	.400	14.0	13-12	7-18
Texas	16-34	.320	18.0	14-11	2-23

PACIFIC DIVISION	W-L	PCT	GB	HOME	AWAY
Santa Cruz	34-16	.680	---	20-5	14-11
Stockton	30-20	.600	4.0	18-7	12-13
Agua Caliente	26-24	.520	8.0	14-11	12 13
South Bay	21-29	.420	13.0	13-12	8-17
Northern Arizona	12-38	.240	22.0	7-18	5-20

MIDWEST DIVISION	W-L	PCT	GB	HOME	AWAY
Oklahoma City	34-16	.680	---	17-8	17-8
Memphis-GLG	28-22	.560	6.0	16-9	12-13
Sioux Falls	24-26	.480	10.0	13-12	11-14
Iowa	20-30	.400	14.0	13-12	7-18

2019 NBA G LEAGUE POSTSEASON RESULTS

FIRST ROUND (Single Elimination)

TUESDAY, MARCH 26
Raptors 905 defeat Grand Rapids Drive, 91-90OT
Oklahoma City Blue defeat Salt Lake City Stars, 118-113

WEDNESDAY, MARCH 26
Westchester Knicks defeat Windy City Bulls, 95-82
Memphis Hustle defeat Stockton Kings, 122-119

CONFERENCE SEMIFINALS (Single Elimination)

FRIDAY, MARCH 29
Long Island Nets defeat Raptors 905, 112-99
Lakeland Magic defeat Westchester Knicks, 104-91
Rio Grande Valley Vipers defeat Memphis Hustle, 135-118
Santa Cruz Warriors defeat Oklahoma City Blue, 117-102

CONFERENCE FINALS (Single Elimination)

TUESDAY, APRIL 2
Long Island Nets defeat Lakeland Magic, 108-106OT
Rio Grande Valley Vipers defeat Santa Cruz Warriors, 144-125

FINALS (Best of 3)

SUNDAY, APRIL 7
Long Island Nets defeat Rio Grande Valley Vipers, 117-107

TUESDAY, APRIL 9
Rio Grande Valley Vipers defeat Long Island Nets, 127-116

FRIDAY, APRIL 12
Rio Grande Valley Vipers defeat Long Island Nets, 127-116

2018-19 NBA G LEAGUE AWARD WINNERS

MOST VALUABLE PLAYER: Chris Boucher (Raptors 905)

DENNIS JOHNSON COACH OF THE YEAR: Will Weaver (Long Island Nets)

DEFENSIVE PLAYER OF THE YEAR: Chris Boucher (Raptors 905)

ROOKIE OF THE YEAR: Angel Delgado (Agua Caliente Clippers)

JASON COLLIER SPORTSMANSHIP AWARD: Gabe York (Lakeland Magic)

MOST IMPROVED PLAYER: Michael Frazier (Rio Grande Valley Vipers)

BASKETBALL EXECUTIVE OF THE YEAR: Trajan Langdon (Long Island Nets)

FINALS MVP: Isaiah Hartenstein (Rio Grande Valley Vipers)

2018-19 ALL-NBA G LEAGUE TEAMS

FIRST TEAM	SECOND TEAM	THIRD TEAM
Chris Boucher – Raptors 905	Isaiah Hartenstein – Rio Grande Valley	PJ Dozier – Maine
Angel Delgado – Agua Caliente	Walter Lemon Jr. – Windy City	Amile Jefferson – Lakeland
Jordan Loyd – Raptors 905	Yante Maten – Sixous Falls	Kalin Lucas – Grand Rapids
Jordan McRae– Capital City	Johnathan Motley – Agua Caliente	Duncan Robinson– Sioux Falls
Alan Williams– Long Island	Theo Pinson – Long Island	Christian Wood – Wisconsin

2018-19 G LEAGUE ALL-ROOKIE TEAM

Chris Chiozza – Capital City
Angel Delgado – Agua Caliente
Yante Maten – Sioux Falls
Theo Pinson – Long Island
Duncan Robinson – Sioux Falls

2018-19 G LEAGUE ALL-DEFENSIVE TEAM

Kadeem Allen – Westchester
Chris Boucher – Raptors 905
Amida Brimah – Austin
Gary Payton II – Rio Grande Valley
Norvel Pelle – Delaware

NBA G-LEAGUE 2018-19 LEADERS

SCORING AVERAGE	G	FG	FT	PTS	AVG
Loyd, Rap.	41	308	218	924	22.5
Johnson-Odom, Iowa	46	359	227	1033	22.5
Lucas, Stoc-GRD	38	303	131	829	21.8
Thornton, GRD	35	276	94	753	21.5
Dozier, MNE	46	379	139	970	21.1
Lemon, MNE-WCB	43	372	116	898	20.9
Williams, LIN	41	307	181	812	19.8
Musa, LIN	36	243	134	702	19.5
Nunn, SCW	49	375	114	948	19.3
Macon, TEX.	41	260	192	780	19.0
Delgado, ACC	44	352	104	816	18.5
Blossomgame, AUS.-CTN.	35	251	101	648	18.5
Hunter, Erie-MNE	44	267	146	810	18.4
Barford, GBO	47	329	88	834	17.7
Cavanaugh, SLC	41	239	158	727	17.7
Warney, TEX.-Wes.	47	337	102	816	17.4
Simmons, CTN.	35	228	104	599	17.1
Gray, FWN	46	284	152	786	17.1
Trice, WIS-Aus.	36	226	84	609	16.9
Harvey, MHU.	38	228	82	642	16.9

REBS PER GAME	G	OFF	DEF	TOT	AVG
Delgado, ACC	44	176	472	648	14.7
Williams, LIN	41	135	394	529	12.9
Onuaku, GBO	44	135	414	549	12.5
Cooke, NAS.-Rap.	45	202	244	446	9.9
Jones, SBL	47	161	290	451	9.6
Ochefu, Stoc	39	108	241	349	8.9
Moore, FWN-Aus.	47	166	249	415	8.8
Hamilton, GRD	49	186	242	428	8.7
Bohannon, MNE	43	113	262	375	8.7
Williams, SBL	36	120	191	311	8.6
Anderson, Del.	37	114	205	319	8.6
Solomon, Okl.	35	111	189	300	8.6
Pelle, Del.	36	88	213	301	8.4
Putney, SXF	40	45	286	331	8.3
Brimah, Aus.	47	147	230	377	8.0
Terry, CTN.-SXF	39	107	204	311	8.0
Cavanaugh, SLC	41	65	253	318	7.8
Warney, TEX.-Wes.	47	118	237	355	7.6
Davis, SCW	43	81	240	321	7.5
Woodbury, Stoc-GRD	38	105	173	278	7.3

ASSISTS PER GAME	G	AST	AVG
Lemon, MNE-WCB	43	360	8.4
Machado, SBL	45	362	8.0
Chiozza, Cap.-RGV-Cap.	47	365	7.8
Smith, GRD	45	334	7.4
Gaddy, Okl.	49	361	7.4
Trice, WIS-Aus.	36	251	7.0
Dozier, MNE	46	310	6.7
Allen, Wes.	39	260	6.7
Smith, CTN.	50	326	6.5
N. Johnson, Aus.-WIS	37	234	6.3
Macon, TEX.	41	251	6.1
Loyd, Rap.	41	250	6.1
Farrell, Del.	45	272	6.0
Gillon, Erie-GBO	46	278	6.0
S. Scott, LIN	46	273	5.9
Cousins, SLC	39	230	5.9
Stark, Iowa	39	225	5.8
Lucas, Stoc-GRD	38	209	5.5
Caupain, LAK	49	266	5.4
Chealey, GBO	43	232	5.4

FREE THROW PERCENTAGE	FTM	FTA	PCT
Hannahs, MHU.	112	121	.926
Jenkins, Wes.-Cap.	84	92	.913
Machado, SBL	167	186	.898
Simmons, CTN.	104	116	.897
Gillon, Erie-GBO	201	228	.882
White, MNE	76	87	.874
B. Sampson, RGV-WCB	103	119	.866
Loyd, Rap.	218	252	.865
Lecomte, ACC	115	133	.865
Nunn, SCW	114	133	.857

FIELD GOAL PERCENTAGE	FGM	FGA	PCT
Eubanks, Aus.	215	331	.650
Moore, MHU.	191	300	.637
Hartenstein, RGV	203	324	.627
Delgado, ACC	352	572	.615
Warrick, Iowa	187	305	.613
Ochefu, Stoc	234	392	.597
Davis, SCW	199	337	.591
Solomon, Okl.	188	321	.586
Jefferson, LAK	253	434	.583
Hamilton, GRD	220	389	.566

3-POINT FG PERCENTAGE	3PM	3PA	PCT
Hornsby, TEX.	83	171	.485
Robinson, SXF	57	324	.485
Dunham, Cap.	79	171	.462
Randolph, CTN	96	213	.451
Bennett, ACC	53	118	.449
Johnson, LAK	76	172	.442
Petrucelli, LAK	57	129	.442
Harvey, MHU.	104	236	.441
Jeter, MNE	68	155	.439
Caboclo, RGV	68	157	.433

STEALS PER GAME	G	ST	AVG
Chiozza, Cap.-RGV-Ca.	47	91	1.94
Pointer, CTN.	41	76	1.85
Loyd, Rap.	41	74	1.80
Lemon, MNE-WCB	43	74	1.72
Petrucelli, LAK	47	80	1.70
Smith, CTN.	50	83	1.66
Phillip, MHU.	47	77	1.64
McLaughlin, LIN	39	63	1.62
Cleveland, SCW	42	67	1.60
Hunter, Erie-MNE	44	70	1.59

BLOCKS PER GAME	G	BS	AVG
Brimah, Aus.	47	144	3.06
Pelle, Del.	36	104	2.89
Hamilton, GRD	49	122	2.49
Putney, SXF	40	95	2.38
Moore, MHU.	50	87	1.74
Onuaku, GBO	44	76	1.73
Bohannon, MNE	43	68	1.58
Armwood, Cap.	36	56	1.56
McDaniels, Okl.	44	67	1.52
Terry, CTN.-SXF	39	57	1.46

MINUTES PER GAME	G	MIN	AVG
Loyd, Rap.	41	1459	35.6
N. Johnson, Aus.-WIS	37	1315	35.5
Dozier, MNE	46	1622	35.3
Johnson-Odom, Iowa	46	1597	34.7
Macon, TEX.	41	1413	34.5
Jones, Stoc	49	1688	34.4
Lemon, MNE-WCB	43	1458	33.9
Trice, WIS-Aus.	36	1218	33.8
Caupain, LAK	49	1651	33.7
B. Sampson, RGV-WCB	36	1212	33.7

BACK TO TABLE OF CONTENTS

OPPONENT

SACRAMENTO KINGS FOUNDATION

SACRAMENTO KINGS FOUNDATION AND COMMUNITY IMPACT DEPARTMENT

The Sacramento Kings are truly bigger than basketball throughout the region. By investing and aligning time, resources, talent and passion, the Sacramento Kings Foundation gives the region support needed for to succeed both economically and emotionally. Being a positive agent of change in the community is at the core of the Kings ongoing efforts to #DoGood, impact the world and make Sacramento proud.

This season, the Kings remain committed to the three #DoGood priority areas: Health, Education and Sustainability.





2018-2019 YEAR IN REVIEW

TEAM UP FOR CHANGE SUMMIT

Together, in celebration of Black History Month, the Kings in partnership with the Milwaukee Bucks host Team Up for Change, a daylong event that serves to unite, inspire and activate community leaders and youth in the Sacramento, Milwaukee and across the nation. This event is an extension of the Kings commitment to #DoGood by giving back, positively impacting the community and recognizing the work of community leaders, public officials and others to create positive social change and aims to serve as a template for NBA teams to address issues of injustice in their respective communities. The summit included speakers and panel discussions with local Sacramento and Milwaukee community leaders, NBA owners and executives – including Kings Owner and Chairman Vivek Ranadivé and Bucks Co-Owner Marc Lasry, artistic performances and a "Breaking Bread" luncheon featuring a keynote conversation with seven-time Grammy Award-winning rapper, songwriter and producer Big Boi, best known for being a member of American hip hop duo Outkast, and The Undefeated's Senior NBA Writer Marc Spears. In 2020, the Bucks will host Team Up for Change in Milwaukee when they play the Kings on Feb. 10.

#DOGOOD SUMMIT

The fourth annual Do Good Summit was hosted by the Kings Foundation for over 500 regional nonprofits to learn about the foundation's work, #DoGood priorities and opportunities to engage for the 18-19 NBA season around Health, Education and Sustainability. The Summit is an annual event to kick off community initiatives, engage with nonprofit leaders and share best practices.

BUILD. BLACK. COALITION

Continuing the multi-year commitment and partnership with the Build. Black Coalition, the Sacramento Kings remained focused on an unprecedented effort to fundamentally transform black communities through deep investment in black youth in Sacramento. Build. Black. is spearheaded by a group of Sacramento-based community leaders, non-profits, youth advocates and faith leaders committed to more equitable communities. Focusing on transformational change, the partnership aims to support the education of young people and help provide the workforce preparation and economic development efforts needed to truly transform black communities. The Sacramento Kings supported the Kings and Queens Rise basketball league and hosted players of the league at various games, special events and provided Golden 1 Center for their final tournament.

LEAD INSPIRE FLOURISH THRIVE (LIFT)

The Sacramento Kings remained dedicated to the organization-wide commitment to Lead, Inspire, Flourish and Thrive through volunteerism. As part of the LIFT program, Kings employees are encouraged to dedicate 50 hours of their time volunteering with various non-profits throughout the Sacramento community. Volunteer opportunities included coaching at Junior Kings Clinics, helping with Season of Doing Good events, planting trees with Green Acres, and reading in classrooms for Read Across America Day. Overall, Kings employees gave back over 2,100 hours of volunteer time throughout the year.

MATH HOOPS

The Sacramento Kings, in partnership with the Sacramento Bee, wrapped up the 4th season of Math Hoops in elementary, middle and after school programs throughout the Sacramento region. Math Hoops is a creative fun board game using current NBA players to improve basic math skills and statistics to build a foundation for stronger math skills. The program has grown to more than 4,000 kids in 90 classrooms and after school sites throughout the Sacramento region. The partnership will continue and launch the 5th year of Math Hoops in time for the 2019-20 NBA season.

BASKETBALL COURT REFURBISHMENTS

Using a proven community solution, the Kings Foundation and Kaiser Permanente refreshed their tenth court, first indoor, in five seasons. The Kings and Kaiser Permanente are thrilled to continue this partnership to provide updated equipment at open access community parks for more people to play basketball.

BACK TO TABLE OF CONTENTS

COMMUNITY IMPACT









SEASON OF DOING GOOD

For nearly two decades, the Sacramento Kings, their partners, and the team's charitable arm – the Kings Foundation – have worked with volunteers, non-profits and community organizations to invest in the region and promote acts of #DoGood. The 2018 Season of Doing Good featured over 30 events with more than 100 community partners, impacting over 17,000 people throughout the Sacramento region. Through holiday giving, the Kings look to support our community, use basketball as an agent of change and social good, and spread holiday spirit while encouraging fans and others to volunteer and serve. During the "Shop Like a Kings" event, ten Kings players and coaches accompanied local families from the Sacramento Food Bank and Family Services for a shopping trip at Raley's. Each Kings member helped the families check off items on their list and stock their kitchen with food for Thanksgiving. Other events included "Eat Like A King" where Kings players and staff opened the doors of Golden 1 Center and hosted a holiday feast for 250 children and their families from underserved areas of Sacramento; pedicures for dads with Kings forward Harry Giles; and Christmas tree delivery to over 30 local families.

ROOT COMMUNITY GARDENS

The Sacramento Kings Foundation and Raley's continued their ROOT Garden partnership, focused on creating a new garden program that will serve communities stretching from the Central Valley to Northern California. Through eight ROOT community gardens, the Kings and Raley's connect young adults, families, and non-profits with fresh, locally sourced produce while also growing the next generation of healthy eaters.

OUR IMPACTS

During the 2018-19 season, the Sacramento Kings Foundation donated to, supported and connected with over 1,400 community-based organizations through various programs. Over 730 unique items were donated to community-based organizations resulting in a value of over $311,000.

In its third year of operation, the 50/50 Raffle raised $196,000 benefiting the Sacramento Kings Foundation and over 38 local non-profit organizations that follow the Kings mission to #DoGood, impact the world and make Sacramento proud.

COMMUNITY TICKET PROGRAM

Along with our Player Ticket Program, the Sacramento Kings supported over 230 non-profits during the 2018-2019 Season, donating more than $1.4 million in ticket value to over 33,000 deserving kids and families.

PLAYER APPEARANCES

Sacramento Kings players have a crucial role in connecting the franchise and organization to the community. Their ability to uplift communities, motivate and inspire kids, and positively impact families is tremendous. There were dozens of memorable player events and talent appearances that occurred over the course of the season, including:

- Marvin Bagley III being a champion for Rally the Vote with local students
- De'Aaron Fox and his mother, Lorraine, hosting their 2nd Annual Mother's Day basketball clinic for breast cancer survivors and their children
- Harry Giles III treating fathers to pedicures during the holidays
- The entire Kings roster hosting local families for a holiday meal at Golden 1 Center

JR. KINGS

Last year, through Jr. Kings camps and clinics 4,500 kids ages 6 -14 improved their basketball skills, advanced their physical fitness, developed self-confidence and had some fun. Using the best local and national trainers, current and former Kings fan favorites, Sacramento's youth had the opportunity to participate in year-round camps, clinics and other special events.

The Jr. Kings programming is aligned with the Jr. NBA's mission to teach the fundamentals of basketball and use the sport to instill core character values. Highlights from last year include the Mother's Day and Father's Day Clinics where parents bonded with their children, a clinic hosted for special needs children and their siblings, and a clinic hosted in honor of MLK where youth learned about Dr. King's contributions and legacy.

KIDS CLUB

As part of the youth experience, the Sacramento Kings Kids Club offers free and paid memberships for youth 17 years and younger. The All-Star Membership includes a special Kids Club kit with a branded lanyard, membership card, interactive activity book, mini basketball hoop, foam finger, and drawstring bag. Members of the Kids Club are provided access to special announcements and youth programs such as Jr. Kings clinics and special promotions throughout the season.

NBA CARES

NBA Cares is the league's global social responsibility program that builds on the NBA's mission of addressing important social issues. NBA Cares programs and participants have provided more than 5 million hours of hands-on service and created more than 1,300 places where kids and families can live, learn or play in communities around the world. Internationally, NBA Cares has created more than 323 places where kids and families can live, learn or play in 40 countries and territories. NBA Cares works with internationally recognized youth-serving programs that support education, youth and family development, and health-related causes, including: Thurgood Marshall College Fund, Special Olympics, YMCA of the USA, Boys & Girls Clubs of America, UNICEF, the Make-A-Wish Foundation, Share Our Strength and GLSEN.

OSCAR ROBERTSON TRIPLE-DOUBLE AWARD



Inaugurated in 2003, the Oscar Robertson Triple-Double Award is presented each season to a deserving Kings player who best exemplifies winning characteristics, both as an athlete and a conscientious citizen active in the community. Deconstructed, the "triple" signifies on-court accomplishments as a team leader, embodies the spirit of sportsmanship and plays an outstanding all-around game. The "double" signifies the player's impact off the court by demonstrating a commitment to community service and family.

Heralded as one of the finest players in NBA history, Oscar Robertson left an indelible impression on the league when he averaged a triple-double in 1961-62, posting an astounding 30.8 ppg, 12.8 rpg and 11.4 apg. The feat has not been duplicated since and remains one of the sport's most elusive statistical achievements. Robertson finished his career with 181 career triple-doubles, 41 of which he logged during the historic '61-62 campaign, each NBA records.

Following his playing days, the "Big O" has channeled his energies into several small business ventures while maintaining a robust involvement in the community. He is active in numerous philanthropic activities, including the International Prostate Cancer Foundation, the Boys Club of New York and the National Kidney Foundation, for whom he acts as an advocate for organ donation. Robertson and his wife Yvonne are co-chairs of the University of Cincinnati's $1 billion capital campaign and have also funded the Oscar and Yvonne Robertson Scholarship Fund at the University.

In the 2018-2019 season, De'Aaron Fox was honored with the award. Fox has been a leader in making positive contributions on and off the court and in the community through his Breast Cancer Community Assist Program, raising $20,000 to benefit local nonprofit Albie Aware Breast Cancer Foundation to support their efforts to battle cancer and serve the needs of patients and their families in the region.

Reaching out into the Sacramento community, Fox and his mother also teamed up to host an annual clinic on Mother's Day in Sacramento at Golden 1 Center's Practice Facility for survivors and their families to learn not only about basketball, but the importance of staying healthy and positive – especially through the challenges of breast cancer.

Fox has demonstrated the importance of giving back for his teammates. Earlier this year, Kings forwards Marvin Bagley III and Harry Giles, along with others, joined Fox and his mother at a Strike Out Breast Cancer charity bowling event to raise additional funds for Albie Aware and bring joy to families impacted by breast cancer.

The award, named after the NBA legend, is given each year to a player who exemplifies excellence on the court and in the community. Kings Chairman and Governor Vivek Ranadivé and General Manager Vlade Divac joined the team in presenting the award to Fox before the Kings hosted the Pelicans on April 7, 2019.

OSCAR ROBERTSON TRIPLE-DOUBLE AWARD

2003	Chris Webber
2004	Vlade Divac
2005	Peja Stojakovic
2006	Corliss Williamson
2007	Corliss Williamson
2008	Kevin Martin
2009	Francisco Garcia
2010	Beno Udrih
2011	Samuel Dalembert
2012	Isaiah Thomas
2013	Jason Thompson
2014	Rudy Gay
2015	Ben McLemore
2016	Quincy Acy
2017	Garrett Temple
2018	Garrett Temple
2019	De'Aaron Fox

BACK TO TABLE OF CONTENTS

MISCELLANEOUS

PRESEASON HISTORY

2019 PRESEASON GAME-BY-GAME (3-2)

DATE	OPPONENT	W/L	SCORE	HIGH SCORING	HIGH REBOUNDS	HIGH ASSISTS	OPP SCORING	ATTEN.
Oct. 4	INDIANA[1]	L	131-132[OT]	Hield - 28	Bagley, Bjelica - 5	Fox - 8	Warren - 30	4,660
Oct. 5	@Indiana[1]	L	106-130	Hield - 17	Dedmon - 7	Fox - 6	Johnson - 17	4,660
Oct. 10	PHOENIX	W	105-88	Fox - 18	Bagley - 13	Fox - 6	Booker - 18	15,385
Oct. 14	@Utah	W	128-115	Hield - 23	Bagley - 11	Bogdanovic - 8	Mitchell - 22	16,339
Oct. 16	MELBOURNE UNITED[2]	W	124-110	Bagley - 30	Bagley - 14	Hield, Ferrell - 6	Goulding - 25	10,534

[1] - NBA India Games in Mumbai, India at NCSI Dome; [2] - First preseason game vs. Australian opponent

SACRAMENTO-ERA PRESEASON RESULTS

2018 (2-4)
W Kings 106 - Phoenix 102
L Kings 123 - LA Lakers 128
L Kings 94 - Golden State 122
W Maccabi Haifa 100 - Kings 132
L Utah 132 - Kings 93
L Kings 115 - Portland 118

2017 (1-5)
W San Antonio 100 - Kings106
L Kings 93 - San Antonio 113
L Kings 69 - L.A. Lakers 75
L Portland 97 - Kings 83
L Kings 87 - LA Clippers 104
L Kings 106 - Golden State 117

2016 (3-3)
L Kings 84 - LA Lakers 103
L Kings 96 - Golden State 105
W Maccabi Haifa 96 - Kings 135
W Kings 116 - LA Lakers 104
W Washington 119 - Kings 124
L LA Clippers 92-Kings 89

2015 (5-1)
L Kings 109 - Portland 105
W Kings 98 - Phoenix 102
L San Antonio 92 - Kings 95
L Portland 90 - Kings 94
W Kings 107 - LA Lakers 102
L Kings 107 - New Orleans 98

2014 (3-4)
L Toronto 99 - Kings 94
W Kings 113 - Toronto 106
L Brooklyn 97 - Kings 95
L Brooklyn 129 - Kings 117
W Kings 91 - Maccabi Haifa 59
L San Antonio 106 - Kings 99
W Kings 93 - LA Lakers 92

2013 (5-2)
L Golden State 94 - Kings 81
W Kings 104 - LA Lakers 86
W Kings 99 - LA Clippers 88
W Kings 107 - Phoenix 90
L Portland 109 - Kings 105
W Kings 91 - Golden State 90
W Kings 110 - LA Clippers 100

2012 (5-2)
W Kings 102 - Phoenix 96
W Kings 117 - Portland 100
L Golden State 98 - Kings 88
W Kings 103 - LA Lakers 98
W Kings 99 - LA Lakers 92
L Phoenix 103 - Kings 88
W Kings 94 - LA Lakers 82

2011 (1-1)
L Golden State 107 - Kings 96
W Kings 95 - Golden State 91

2010 (3-4)
W Kings 109 - Phoenix 95
L LA Clippers 120 - Kings 88
L Golden State 95 - Kings 86
W Kings 116 - Golden State 97
L LA Lakers 98 - Kings 95
W Kings 96 - LA Clippers 94
L Utah 82 - Kings 71

2009 (2-5)
L Portland 98 - Kings 86
L Portland 89 - Kings 86
L LA Lakers 98 - Kings 92
W Kings 94 - OK City 85
L Phoenix 143 - Kings 127
W Kings 104 - OK City 89
L Utah 95 - Kings 85

2008 (1-7)
L Portland 110 - Kings 81
W Kings 94 - OK City 85
L LA Lakers 94 - Kings 89
L LA Clippers 116 - Kings 112
L Houston 95 - Kings 90
L Dallas 124 - Kings 109
L Portland 112 - Kings 98
L Houston 110 - Kings 97

2007 (3-5)
W Kings 104 - Seattle 98
L Phoenix 110 - Kings 99
L Dallas 101 - Kings 99
W Kings 105 - Utah 91
L Portland 101 -Kings 77
W Kings 111 - Portland 87
L LA Clippers 92 - Kings 90
L LA Lakers 101 - Kings 97

2006 (5-3)
W Kings 111 - Dallas 90
W Kings 96 - LA Lakers 91
L Phoenix 114 - Kings 94
W Kings 112 - Utah 96
W Kings 117 - NO/OK City 93
L NO/OK City 84 - Kings 81
L Seattle 103 - Kings 88
W Kings 84 - Portland 78

2005 (3-5)
L Dallas 96 - Kings 83
W Kings 90 - LA Clippers 84
W Kings 114 - Golden State 99
L Denver 102 - Kings 99
W Kings 100 - Portland 80
L Phoenix 100 - Kings 88
L Phoenix 112 - Kings 102
L LA Lakers 105 - Kings 103

2004 (2-6)
L Golden State 97 - Kings 79
L Houston 88 - Kings 86
W Kings 91 - Houston 89
L LA Lakers 105 - Kings 80
L Utah 101 - Kings 88
W Kings 92 - New Orleans 87
L Dallas 112 - Kings 93
L Phoenix 124 - Kings 96

2003 (4-4)
W Kings 101 - LA Clippers 82
W Kings 111 - Portland 100
L Golden State 111 - Kings 94
L Houston 82 - Kings 78
L Houston 88 - Kings 72
L Seattle 109 - Kings 107
W Kings 121 - Dallas 99
W Kings 93 - LA Lakers 87

2002 (6-2)
L Dallas 105 - Kings 94
W Kings 102 - Utah 92
W Kings 92 - Golden State 74
L New York 87 - Kings 84
W Kings 91 - Seattle 90
W Kings 99 - Portland 96
W Kings 115 - Cleveland 94
W Kings 93 - LA Lakers 88

2001 (4-4)
W Kings 101 - Utah 95
L Portland 107 - Kings 104
W Kings 107 - Dallas 88
L Portland 101 - Kings 100
L Seattle 101 - Kings 99
W Kings 109 - LA Lakers 104
W Kings 107 - Memphis 94
L Seattle 106 - Kings 88

2000 (4-4)
W Kings 107-Utah 83
L Milwaukee 91 - Kings 89
L Indiana 92 - Kings 83
W Kings 92 - Memphis 90
L Seattle 113 - Kings 110
W Kings 118 - LA Lakers 111
L Seattle 113 - Kings 109
W Kings 99 - Portland 90

1999 (3-5)
L Detroit 129 - Kings 115
W Kings 96 - Indiana 95
L Indiana 116 - Kings 107
W Kings 100 - Chicago 85
L Portland 99 - Kings 93
W Kings 103 - Vancouver 101
L Seattle 133 - Kings 128
L Portland 103 - Kings 96

1998 (2-0)
W Kings 91 - Golden State 88
W Kings 89 - Golden State 85

1997 (4-4)
L Portland 107 - Kings 96
L Milwaukee 94 - Kings 86
W Kings 103 - LA Clippers 92
W Kings 94 - Portland 74
W Kings 98 - Vancouver 81
L Detroit 104 - Kings 84
L Indiana 101 - Kings 71
W Chicago 87 - Kings 81

1996 (3-5)
L Golden State 118 - Kings 80
W Kings 103 - Portland 97
W Kings 83 - Detroit 82
W Kings 98 - LA Clippers 94
L Denver 95 - Kings 87
L Denver 115 - Kings 105
L Chicago 111 - Kings 90
L Chicago 97 - Kings 91

1995 (5-2)
W Kings 127 - Denver 112
L LA Clippers 120 - Kings 74
W Kings 101 - Vancouver 72
L Detroit 103 - Kings 97
W Kings 112 - Chicago 111[OT]
W Kings 110 - Vancouver 84
W Kings 111 - Golden State 103

1994 (1-6)
L LA Lakers 110 - Kings 103
L LA Lakers 125 - Kings 120
L LA Clippers 114 - Kings 109
L Denver 124 - Kings 118
L Detroit 107 - Kings 91
L Chicago 109 - Kings 101
W Kings 107 - Golden State 105

1993 (2-6)
W Kings 115 - Portland 105
L Denver 113 - Kings 96
L Denver 121 - Kings 99
L Chicago 106 - Kings 102
L Chicago 101 - Kings 99
L Boston 126 - Kings 125
W Kings 113 - Golden State 111
L Portland 101 - Kings 95

1992 (2-5)
L Golden State 124 - Kings 115
L LA Lakers 133 - Kings 117
W Kings 110 - Seattle 108
L LA Lakers 119 - Kings 102
L Chicago 105 - Kings 96
L Chicago 102 - Kings 93
W Kings 111 - Portland 103

1991 (0-6)
L Utah 111 - Kings 104
L Golden State 110 - Kings 100
L Portland 106 - Kings 105
L Seattle 110-Kings 106
L Utah 104-Kings 100
L Golden St. 122-Kings 116

1990 (3-4)
W Kings 116 - Miami 110
W Kings 111- Golden State 105
L Portland 114 - Kings 82
W Kings 94 - Portland 89
L Golden State 144 - Kings 107
L Seattle 98 - Kings 89
L Seattle 117 - Kings 116

1989 (2-6)
L LA Lakers 115 - Kings 94
L LA Lakers 110 - Kings 99
L Golden State 137 - Kings 111
W Kings 95 - LA Clippers 91
L LA Clippers 112 - Kings 107
L Seattle 123 - Kings 110
L Seattle 115 - Kings 98
W Kings 119 - Golden State 114

1988 (3-4)
L LA Clippers 125 - Kings 115
W Kings 114 - LA Clippers 111
W Kings 109 - Golden State 98
L Phoenix 138 - Kings 117
W Kings 103 - San Antonio 97
L San Antonio 115 - Kings 96
L Phoenix 121 - Kings 112

1987 (5-3)
W Kings 122 - LA Clippers 105
W Kings 135 - Golden State 117
W Kings 125 - LA Clippers 120
L Seattle 123 - Kings 116[OT]
L Seattle 109-Kings 101
W Kings 122 - Golden State 104
L San Antonio 135 - Kings 131
W Kings 135 - Phoenix 123

1986 (3-5)
W Kings 105 - Golden State 104
W Kings 134 - Seattle 120
L Seattle 106 - Kings 94
L Golden State 97 - Kings 84
W Kings 112 - LA Clippers 91
L Portland 111 - Kings 99
L Portland 96 - Kings 82
L Portland 113 - Kings 111

1985 (2-2)
L Indiana 110 - Kings 94
W Kings 132 - LA Clippers 125
L LA Clippers 114 - Kings 109
W Kings 107 - Golden State 99

BACK TO TABLE OF CONTENTS

GOLDEN 1 CENTER - HOME OF THE KINGS



GOLDEN 1 CENTER

Critically-acclaimed, award-winning Golden 1 Center enters its fourth season as the home of the Sacramento Kings. In 2013, tech entrepreneur and innovator Vivek Ranadive purchased the Sacramento Kings securing the team's future in California's capital city. As part of the agreement to purchase the team, Vivek guaranteed a new NBA arena for the 2017 season. Not only did the team open a facility one year ahead of schedule, but they've also constructed the world's most technologically advanced and most sustainable sports and entertainment facility in the world.

Sitting in the heart of downtown Sacramento, Golden 1 Center brings the community together through their favorite interests: sports, music, entertainment, food, beverage and culture. The innovations and achievements of Golden 1 Center regarding technology, sustainability and fan engagement have sparked change in the sports industry and how businesses connect with their communities, and represent what makes Sacramento the next Great American City.

Golden 1 Center is the first indoor sports arena to earn a LEED Platinum Designation from the United States Green Building Council, which recognizes environmentally conscious buildings and organizations at the highest level. It is the first arena in the world to be 100% solar powered and includes "solar days" during the offseason in which the arena operates completely off the grid. Ninety percent of the arena food and beverage is sourced within 150 miles of the venue, preserving freshness and minimizing the impact on the environment by reducing vehicle miles traveled. Thousands of meals from unserved arena food have been redistributed through the venue's donation program, Second That.

The technology infrastructure has redefined the fan experience at Golden 1 Center. It is home to an 84-foot long scoreboard, and is the only 4K Ultra HD video screen in the league, which has over 700 professional displays and 13,000 square feet of LED video within the screen. Wired with over 1,000 miles of cable power, making it the most advanced network in sports. Holds a 200-gigabit internet connection that powers the venues connectivity with free Wi-Fi throughout the arena, which is 17,000 times faster than your average home Internet connection. And also utilizes a one-of-a-kind app that places a "remote control" into the fans' hands by providing guests with access to the arena's enhanced network with real-time information, on-demand services and even the ability to provide feedback to adjust the arena's temperature in their section. Taking out this claim for now until I speak with Brian Plumb

On Mar. 25, 2018, Golden 1 Center preserved its innovative and inclusive spirit by pairing up with Kulture City and medical professionals to create California's first sensory room in a sports venue, which opened during the Kings annual autism awareness game. Located on the Event Level of the arena, the room features calming bubbles and texturized walls, specialized furniture and soothing sounds for a quieter and more secure environment. The room is designed to provide a more comfortable experience for guests who may have challenges with sensory regulation. Golden 1 Center is also equipped with special sensory kits at the Guest Services Station in sections 109 and 207 while nearly 400 staff members have been trained to assist guests who may need help with sensory needs

From the beginning of the project, the venue was designed to be "bigger than basketball." The arena has continued to transform Sacramento into a great American city on the rise and profoundly impacted the community. Over 4,000 permanent jobs were created as the venue sits in the center of an energized downtown with $4 billion invested into redefining the city. Golden 1 Center is home to $10 million in public-art including the only publicly-owned, permanently-displayed work by 21st Century icon Jeff Koons. Through its four years of operation, the arena has changed the city's culture and entertainment calendar with hundreds of community events and world-class performers each including Lady Gaga, Justin Timberlake, J. Cole, Kendrick Lamar, Post Malone, Paul McCartney, Bruno Mars, Mana, Tom Petty, Elton John, and Carrie Underwood.

For all its innovations, it has earned the 2017 Sports Business Journal Facility of the Year award and over 30 other awards and accolades highlighting its beautiful design, technological advancements, environmental innovations, and premium accommodations.

For more information on Golden 1 Center visit: http://www.golden1center.com.

DOWNTOWN COMMONS (DOCO) SACRAMENTO



DOWNTOWN COMMONS (DOCO)

Golden 1 Center sits adjacent to Downtown Commons (DOCO) – Sacramento's emerging lifestyle and entertainment district. Developed by the Sacramento Kings, the $1 billion investment to enhance Sacramento's downtown features 1.8 million square feet of the region's best retail, dining, hotel and entertainment options. Public art sprinkles the 3-acre plaza which wraps the arena and extends through the lobby of the Kimpton Sawyer hotel.

The Sawyer, a one-of-one hotel managed by Kimpton, brings guests into the heart of the city's entertainment district. It overlooks Golden 1 Center, while embracing the region's affinity for nature and the outdoors through spaces that feature organic textures, natural patterns, and abundant open-air areas with views to the Sierras, the State Capitol and one of Sacramento's iconic bridges. Go no further than the third floor Bar & Lounge, perched above the plaza, to experience locally inspired food, craft cocktails and beer, and local wines. The hotel is now open and available for booking.

At the top of the hotel sit 45 luxury residences that have sparked a renaissance in Sacramento's real estate market. The Residences at the Sawyer are Sacramento's first fully-amenitized luxury condominiums featuring a private residents' lounge, outdoor pool and lounge, fitness center, 24-hour concierge, residential doorman, valet and à la carte hotel services.

Learn more at restaurants, retailers and upcoming events at DOCOSacramento.com.

BACK TO TABLE OF CONTENTS

GOLDEN 1 CENTER SEATING CHART

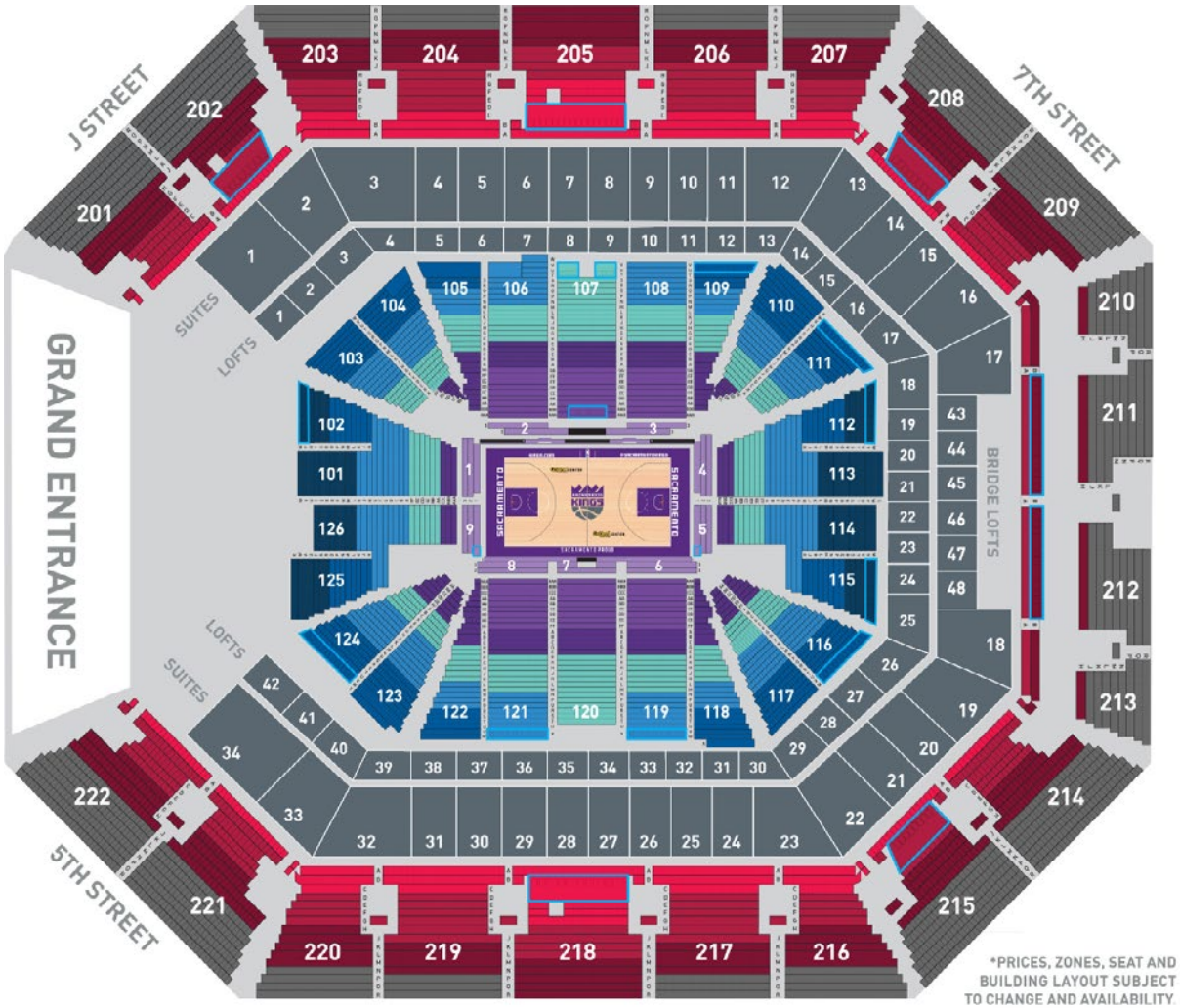

*PRICES, ZONES, SEAT AND BUILDING LAYOUT SUBJECT TO CHANGE AND AVAILABILITY.

Aisle

ADA Seating

Golden1 CENTER Credit Union

TICKET INFORMATION

Tickets for all Golden 1 Center events, including Kings games, can be purchased at the Golden 1 Center Box Office or any Ticketmaster outlet, or charged via phone 888-91-KINGS (54647) by calling any Ticketmaster outlet, or online at **www.kings.com/tickets**.

Golden 1 Center Office hours: Mon.-Fri., 10 a.m.-6 p.m.; Saturday, 10 a.m.-2 p.m.; Sunday, closed unless there is an event. Sunday event days will open 2 hours prior to doors opening.

MEDIA



With 10 Emmy Awards and 18 Nominations, the Sacramento Kings Broadcast Team has elevated its television production to one of the highest levels in all of professional sports. For the 2018-19 season, NBC Sports California will televise 81 regular season games and one preseason contest. Flagship radio station KHTK Sports 1140 will broadcast a total of 88 Kings games - six preseason and 82 regular season games. Sacramento is scheduled to make five national television appearances (one on TNT and four on NBATV) in 2018-19.

NBC SPORTS CALIFORNIA:

NBC Sports California enters its 14th consecutive season with the Kings, broadcasting 81 of the team's 82 games during the 2018-19 regular season and one preseason contest. Grant Napear will be joined by former Kings player Doug Christie for Kings TV as play-by-play and color analyst, respectively, while Kayte Christensen-Hunter will handle sideline reporting duties.The Kings commitment to providing the best TV experience continues with all telecasts produced in High Definition (HD).

KHTK Sports 1140: Kings Radio Flagship

The region's 50,000-watt flagship radio station, KHTK, will once again broadcast all 88 Kings games in 2018-19. The "G-Man", Gary Gerould, enters his 35th year (over 2,600 games) as the voice of the Kings. The "Kings Live" pregame show, packed full of interviews and features, rolls through your radio 30 minutes prior to tip. The "Kings Live" postgame show, powered by KHTK Sports calls and locker room reaction, takes you home for 30 minutes after the game. Jason Ross hosts the show.



GARY GEROULD
Radio Play-By-Play

Entering his 35th season with the Kings and having called 2,696 Kings games, Gary Gerould has been the "Voice of the Kings" since the team's arrival in Sacramento in 1985 as the radio play-by-play announcer on the club's flagship station KHTK (1140 AM). Gerould is widely considered one of the best play-by-play announcers in all of sports broadcasting. He called game No. 2,500 on March 5th, 2017 versus Utah. His 2,000th Kings broadcast came on December 8, 2010, versus Washington. He is among the top five in longevity among NBA broadcasters.

Besides his work with the Kings, Gerould covered network TV motor sports for the last 37 years - 12 for the $50 million NHRA drag racing tour for ESPN Television and 25 covering the Indy car circuit as a pit reporter for world-wide events, including the Indy 500. His last broadcast was on November 15, 2015, on ESPN for the Auto Club NHRA Finals in Pomona. He has been a part of more than 1,800 nationally televised events, with the 1,500th coming at the U.S. Nationals in Indianapolis.

Prior to joining ABC, Gerould spent 11 years at NBC and was a member of the network's coverage team at the XXIV Olympic Games in Seoul. He also served as a regular NFL play-by-play announcer in addition to his motor sports duties. Additionally he was a member of the Turner Broadcast Network telecast of the 1990 Goodwill Games in Seattle.

Gerould's broadcasting career dates back to his high school days in Midland, Mich., as a play-by-play announcer for the local radio station. In 2000, he was inducted into the Midland Hall of Fame. A speech and physical education graduate of Anderson (Indiana) University, Gerould headed west to Chico, Calif., in 1963 where he became the news and sports director at KHSL Radio.

In 1965, he moved to Sacramento and joined the sports department at KCRA-TV, where he worked for 12 years. During that span he also was the play-by-play announcer for Sacramento State football and basketball. In 1977, he formed Gary Gerould Enterprises and since then has freelanced as a public relations consultant, commercial spokesman, and motor sports writer and broadcaster.

He and his wife, Marlene, have a daughter, Beth, and a son, Bob, who also enjoys a career in professional sports broadcasting.



GRANT NAPEAR
Television Play-By-Play

Grant Napear enters his 32nd season announcing for the Kings, serving as the television play-by-play announcer for the Kings Broadcast Network. The 57-year-old Syosset, New York native has called Kings action as the team's play-by-play announcer from 1988-89 through 1993-94 and 1998-1999 to present, in addition to three campaigns (1995-96 - 1997-98) as the Kings' radio play-by-play announcer on KHTK (1140 AM).

He is the current daily host for the top-rated afternoon sports talk show in the Sacramento area, The Grant Napear Show with Doug Christie, on KHTK.

Prior to joining the Kings Broadcast Network talent team on a full-time basis, Napear served as the sports director at the then-Kings' flagship television station, Channel 31, for nine years (1987-95). Napear's play-by-play experience includes working with ESPN Radio, the National Hockey League's San Jose Sharks, the Sacramento Gold Miners (1992-94), a former member of the Canadian Football League, and most recently with the San Jose Sabercats of the Arena Football League. Napear was the television voice for the Oakland Raiders from 2003-07. He is currently a fill-in host for the nationally syndicated Jim Rome Show.

Napear began his professional career as a weekend sports anchor at WAND-TV in Decatur, Illinois. He spent his collegiate years (1977-81) as the play-by-play announcer for the football, basketball and hockey teams at his alma mater, Bowling Green University, while pursuing his degree in broadcast journalism. Napear hosts an annual golf tournament to benefit the Future Foundation which enables underprivileged students to attend college. Napear and his wife, Starr, reside in El Dorado Hills and have two sons, Trent and Chase.



DOUG CHRISTIE
Television Color Analyst

Doug Christie joins Kings TV for his second season as the full-time color analyst after filling in a partial role during the 2017-18 season.

A native of Seattle, Wash., Christie played 14 seasons in the NBA and played for seven teams, including the Sacramento Kings from 2000-2005. Christie was named to NBA All-Defensive First team in 2003 and named NBA All-Defensive Second team in 2001, 2002, and 2004 as he helped Sacramento reach the postseason in each of his five seasons with the Kings. Christie is the Sacramento-era leader in career steals (717) and is also second on the all-time leaders list in career steals for the Toronto Raptors (664).

Since retirement he has trained athletes on every level, studied the game and it's fundamentals meticulously, which has led him to a revolutionary approach with Mind, Body and Sport. Christie now serves as a co-host on the Grant Napear Show on Sports 1140 KHTK.

The 14-year NBA veteran attended Rainier Beach High School in Seattle, Wash., where he led the Vikings to their first state basketball championship in 1988. After graduating from Rainier Beach, Christie headed south to Pepperdine University in Malibu, Calif., where he played three seasons for the Waves from 1989-92. Christie ranks third in career steals (168) in program history and was won back-to-back WCC Player of the Year awards (1990-92).

Christie has been married to his lovely wife Jackie since 1996. They reside in the Sacramento and have two children together. The Christies also have a love for reading and have published two books together. Some of Doug's hobbies include golfing, poetry, cooking, fishing and music.



JERRY REYNOLDS
Television Color Analyst

Jerry Reynolds will continue duties as a color analyst for the Kings during select games for the 2019-20 season. Following the 2017-18 season, Reynolds retired as a full-time television analyst for the Kings. This season will mark his 35th season with the franchise, a tenure distinguished by a multitude of roles. In addition to serving as the Kings Head Coach for nearly four seasons (1987-90) and Kings director of player personnel from 1994-2013, Reynolds also acted as Sacramento Monarchs General Manager for six campaigns (1998-2003), leading the club to the league playoffs four times.

Reynolds was also a member of the USA Basketball Women's Senior National Team Committee for the 2001-04 quadrennium, where he helped select the coaching staff and players of the Olympic gold medal-winning USA Senior National Teams.

A native of French Lick, Indiana (where he is often referred to as the second most popular local with the first being NBA Hall of Famer, Larry Bird). Reynolds has a unique understanding of the interaction among players, coaches and the front office due in part to his experience gained through his varied roles with the Kings organization. He originally joined the club in 1985 as an assistant coach responsible for advance pro and college scouting.

On two occasions Reynolds served as the Kings' Head Coach following midseason changes. In 1987, he was named, on an interim basis, to replace former Head Coach Phil Johnson. The following year he took over for Bill Russell with 24 games remaining and stayed on as the club's head coach for the next two seasons. All told, Reynolds served as Head Coach of the Kings for a portion of four seasons and also served as the director of player personnel for two seasons (1990-92) before accepting the role as the club's general manager (5/92-12/93). As the club's director of player personnel, he was responsible for keeping abreast of both the professional and collegiate talent pools available to the Kings, while also helping to oversee the club's scouting efforts.

An extremely popular figure with both the Sacramento community and the national media, Reynolds is an often-requested favorite on the public speaking circuit. A graduate of Oakland City University (Indiana) in 1966, he received his master's degree in physical education from Indiana State University in 1970.

Reynolds and his wife, Dodie, reside in Roseville and have a daughter, Danielle, a graduate of Santa Monica College and son, Jay, a 1992 graduate of Sacramento State University.



JASON ROSS
Radio Pre / Postgame / Halftime Host

Having served in a variety of capacities since 1994, Jason Ross returns for his 26th season with the Sacramento Kings Broadcast Team. Ross has worked as a pregame, halftime and postgame host for both the Sacramento Kings and Monarchs. Ross assists as a game-day statistician and is the backup play-by-play announcer for Kings Radio.

Ross, currently serves as the sports director for Sports 1140 KHTK, the flagship of the Sacramento Kings. He is the play-by-play voice of Sacramento State Hornets football and has held that position since 1997. He was also the play-by-play announcer for the San Francisco Demons during the only season of the XFL in 2001 before the league's revival. He served as the pre-game and post-game host for the Oakland Raiders from 2010-2012.

A native of Southern California, Ross graduated from UC Davis in 1994 with a degree in rhetoric and communications. He resides in Sacramento with his wife, Alva, and their son, Jackson



KAYTE HUNTER
Basketball Analyst & Reporter

Heading into her fifth season as the team's TV sideline reporter and analyst, Kayte Christensen-Hunter enters her seventh season with the Kings, after serving in a similar capacity from 2007-10.

During her previous Sacramento tenure, she served as a basketball analyst on the team's pre-, half- and postgame TV show, "House Party Live," and contributed to Kings Radio's weekly show, "Kings Talk."

The former WNBA fan favorite has also worked as a women's basketball color analyst for ESPN and ESPNU (2009-11), a social media correspondent for the Phoenix Suns (2011-12) and a social media engagement producer for AZ Central Sports (2012-13).

The California native earned Big West Conference Player of the Year and All-Big West First Team honors in 2001-02 at UC Santa Barbara, en route to being selected in the third round (40th overall) of the 2002 WNBA Draft by the Phoenix Mercury. Christensen averaged 3.2 points (.464 FG%, .608 FT%), 2.6 rebounds and 0.6 steals in 143 contests (27 starts) over six seasons with three teams (Mercury, Houston Comets and Chicago Sky). She is a two-time recipient of the WNBA's Offseason Community Assist Award, securing the accolade in 2003 and 2004.

She resides in Sacramento with her Husband, Joseph, son Jojo and baby girl, Jayde.

BACK TO TABLE OF CONTENTS